

[54] WATCH CASE

4,855,972 8/1989 Eiss ..... 368/282

[75] Inventor: Martin Eiss, Freeport, N.Y.

[73] Assignee: Ajco Jewelry Co. Inc., New York, N.Y.

[\*\*] Term: 14 Years

[21] Appl. No.: 220,817

[22] Filed: Jul. 18, 1988

[52] U.S. Cl. .... D10/30

[58] Field of Search ..... D10/21, 22, 30, 31, D10/38, 39, 123, 125; D11/2, 3, 4, 5, 16, 17, 18, 26, 28, 34, 36, 37, 40, 41, 42, 43, 45, 46, 47, 75, 76, 79, 80; 63/1.1, 21; 224/170, 173; 368/77, 223, 228, 232, 238, 276, 277, 280, 281, 282, 285, 316, 317

[56] References Cited

U.S. PATENT DOCUMENTS

D. 155,578	10/1949	Chifari	.....	D10/38
D. 165,152	11/1951	Granat	.....	D10/128
D. 171,397	2/1954	Granat	.....	D10/128
2,840,286	6/1958	Schermerhorn	.....	368/282 X

OTHER PUBLICATIONS

Swiss Watch and Jewelry Journal, watch, 2/77, p. 222.  
Hong Kong Enterprise, DTB7, 7/88, p. 80.

Primary Examiner—Nelson C. Holtje  
Assistant Examiner—Antoine D. Davis  
Attorney, Agent, or Firm—Notaro & Michalos

[57] CLAIM

The ornamental design for a watch case, as shown and described.

DESCRIPTION

FIG. 1 is a top, front and left side perspective view of a watch case showing my new design, the dotted or broken line showing of a watch dial and tennis bracelet are for environmental purposes only and form no part of the claimed design;  
FIG. 2 is a front elevational view;  
FIG. 3 is a left side elevational view;  
FIG. 4 is a bottom, rear and right side perspective view;  
FIG. 5 is a rear elevational view; and  
FIG. 6 is a right side elevational view thereof.

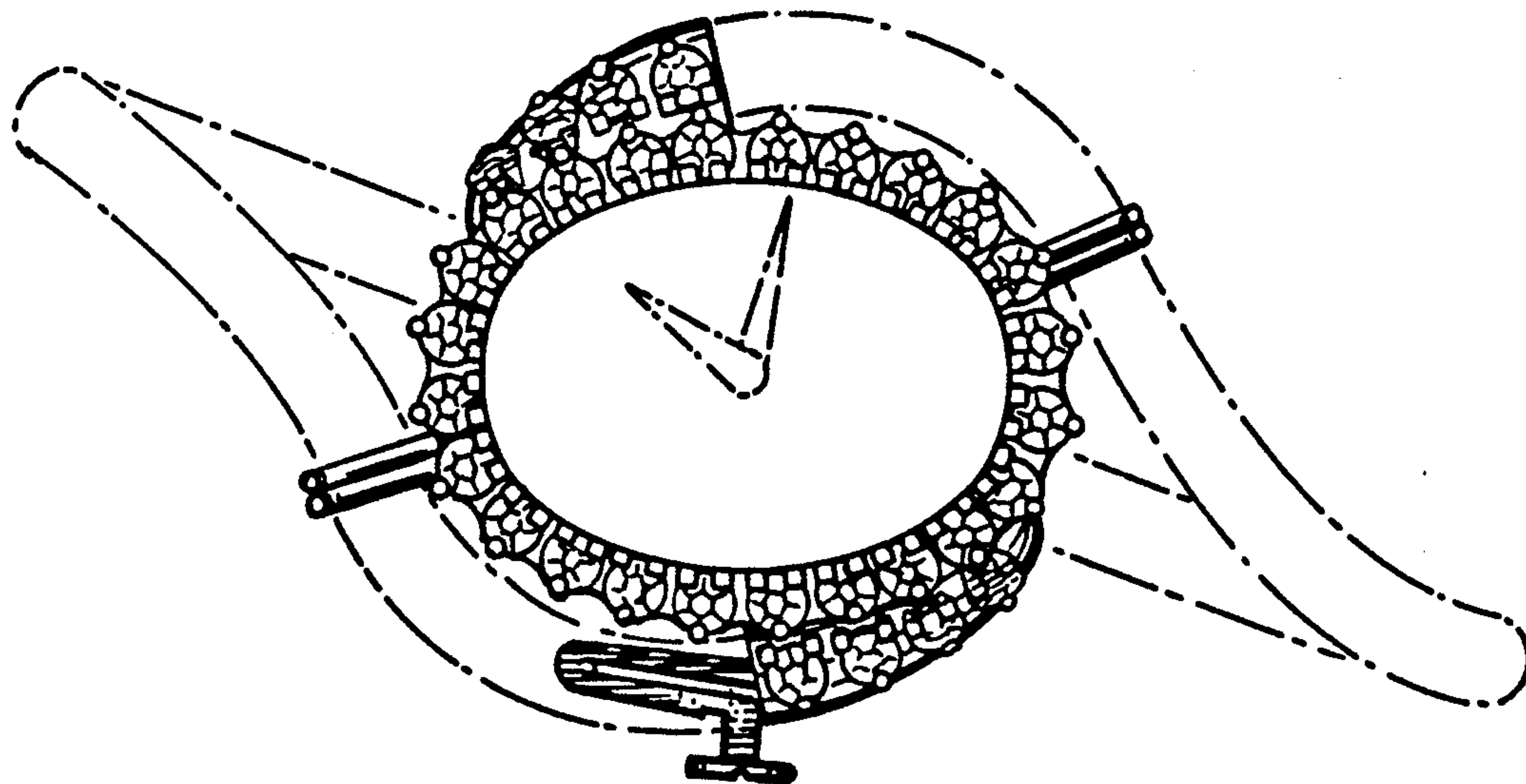


FIG. 1

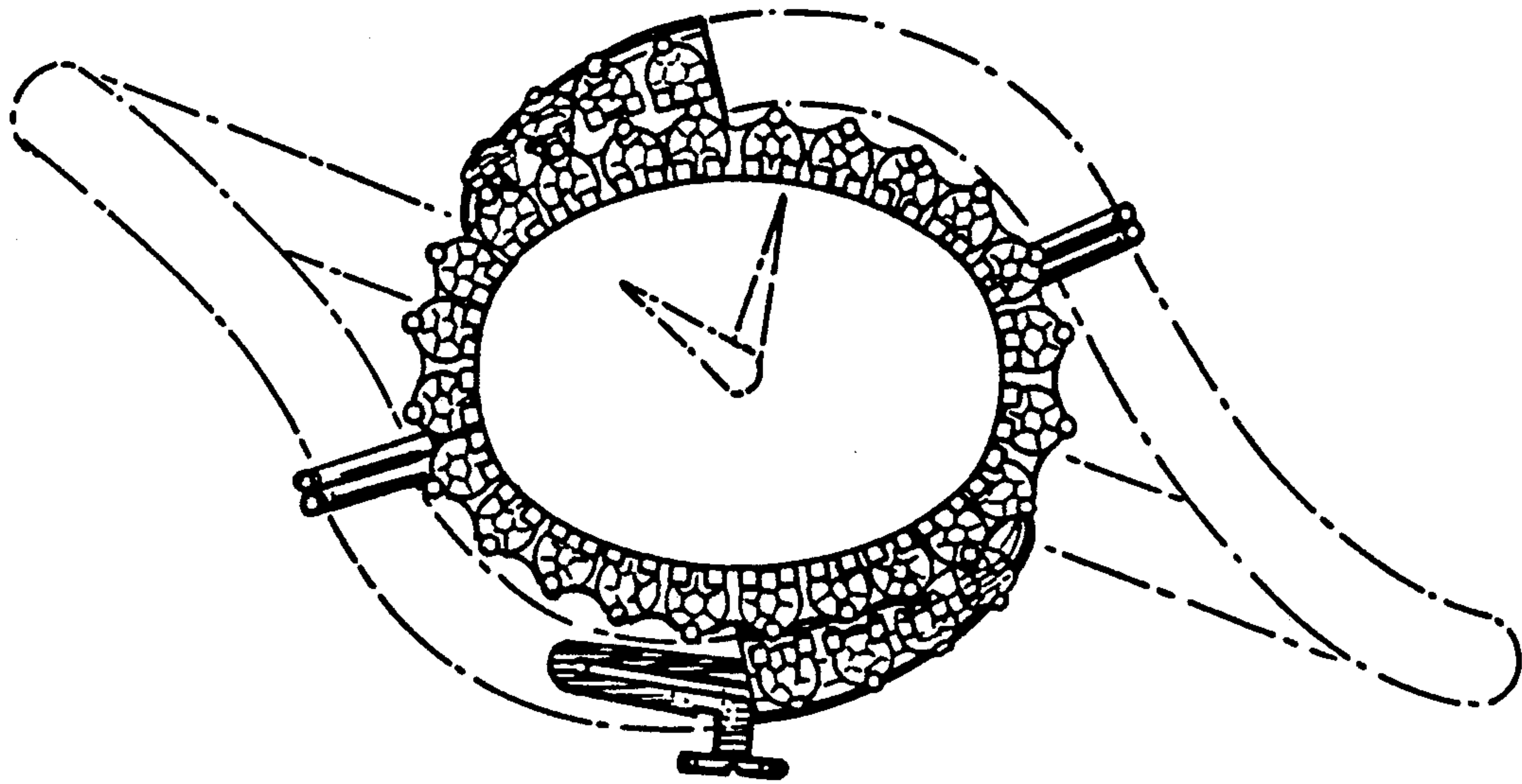


FIG. 2



FIG. 3

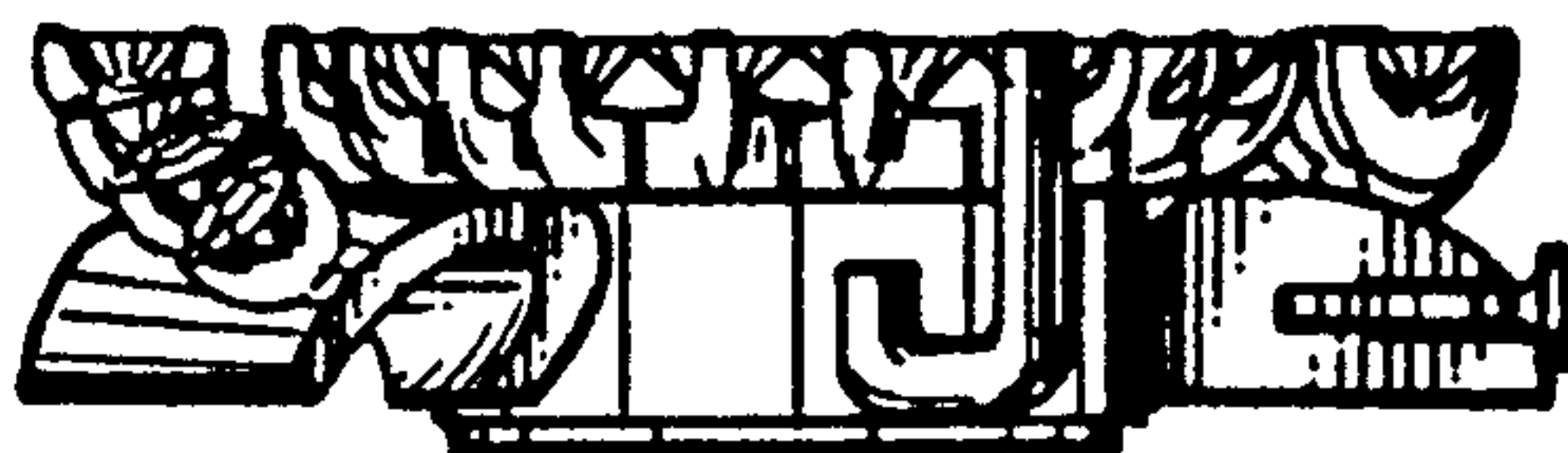


FIG. 4

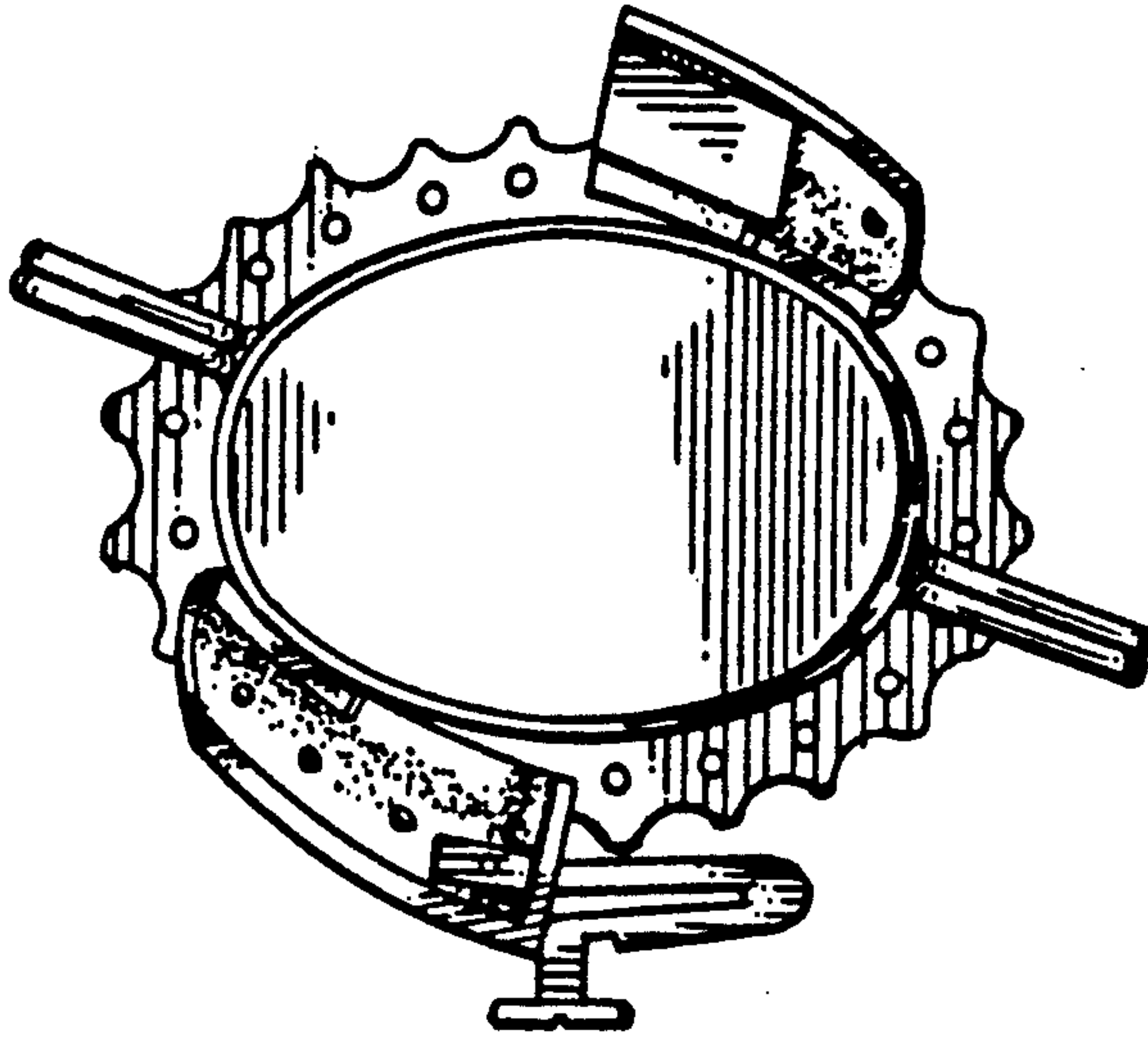


FIG. 5




FIG. 6

