

[54] **BAG CLIP**

[75] **Inventor: Kjell Henriksson, Bredaryd, Sweden**

[73] **Assignee: Linden International AB, Varnamo, Sweden**

[\*\*] **Term: 14 Years**

[21] **Appl. No.: 349,150**

[22] **Filed: May 9, 1989**

[30] **Foreign Application Priority Data**

Nov. 9, 1988 [SE] Sweden ..... 88-2557  
 [52] **U.S. Cl. .... D9/443; D8/394**  
 [58] **Field of Search ..... D9/434, 435, 442, 443;**  
           **D8/394, 395; 24/30.5 P, 30.5 R, 489, 499, 511;**  
   **132/48 R**

[56] **References Cited**

**U.S. PATENT DOCUMENTS**

D. 234,204 1/1975 Miller et al. .... D8/395  
 D. 299,008 12/1988 Näslund ..... D9/443  
 D. 301,548 6/1989 Weaver ..... D9/443  
 D. 310,020 8/1990 Fujioka ..... D8/394  
   809,756 1/1906 Staude ..... D8/394  
   3,551,965 1/1971 Gordon ..... 24/30.5 R  
   3,629,905 12/1971 Cote ..... 24/30.5 R  
   3,673,640 7/1972 Brown ..... 24/30.5 R

**FOREIGN PATENT DOCUMENTS**

0073655 9/1983 European Pat. Off. .

0185453 6/1986 European Pat. Off. .  
 0201344 11/1986 European Pat. Off. .  
 3104453A1 8/1982 Fed. Rep. of Germany .  
 3327721A1 2/1984 Fed. Rep. of Germany .  
 3334502A1 3/1984 Fed. Rep. of Germany .  
   2336630 6/1986 Fed. Rep. of Germany .  
 3445874C1 8/1986 Fed. Rep. of Germany .  
   2525650 12/1986 Fed. Rep. of Germany .  
 3623023A1 1/1987 Fed. Rep. of Germany .  
   1957855 2/1987 Fed. Rep. of Germany .  
   2732326 3/1987 Fed. Rep. of Germany .  
 3347987C2 3/1987 Fed. Rep. of Germany .  
   87/01097 2/1987 PCT Int'l Appl. .

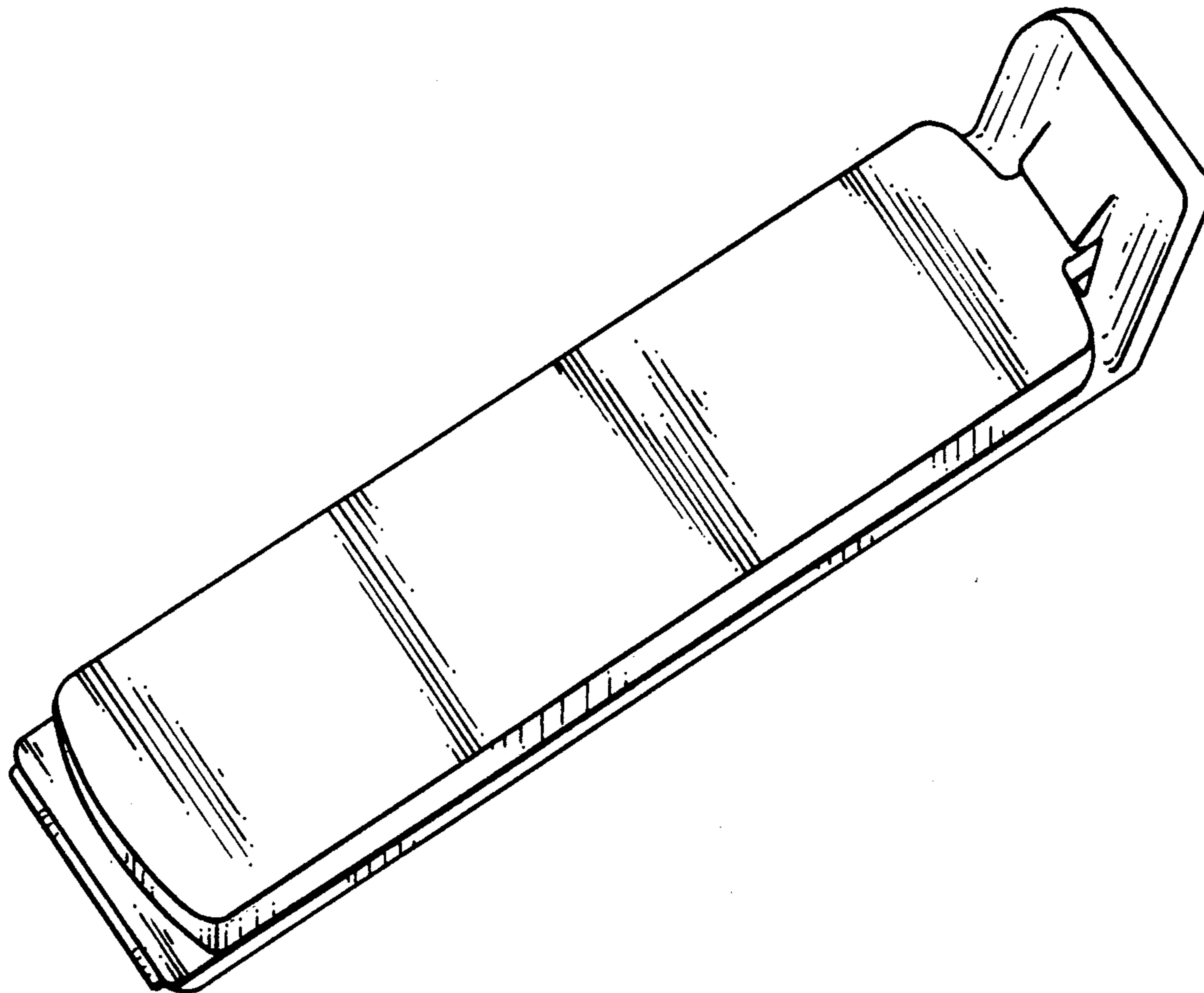
*Primary Examiner*—B. J. Bullock  
*Assistant Examiner*—Dominic Simone  
*Attorney, Agent, or Firm*—Jeffers, Hoffman & Niewyk

[57] **CLAIM**

The ornamental design for a bag clip, as shown and described.

**DESCRIPTION**

FIG. 1 is a perspective view of the bag clip showing my new design;  
 FIG. 2 is a top plan view thereof;  
 FIG. 3 is a side elevational view thereof, the opposite side view being identical thereto;  
 FIG. 4 is a bottom view thereof;  
 FIG. 5 is an end view thereof;  
 FIG. 6 is an end view thereof, opposite that of FIG. 5;  
 FIG. 7 is a top plan view thereof, the bag clip in an open position.



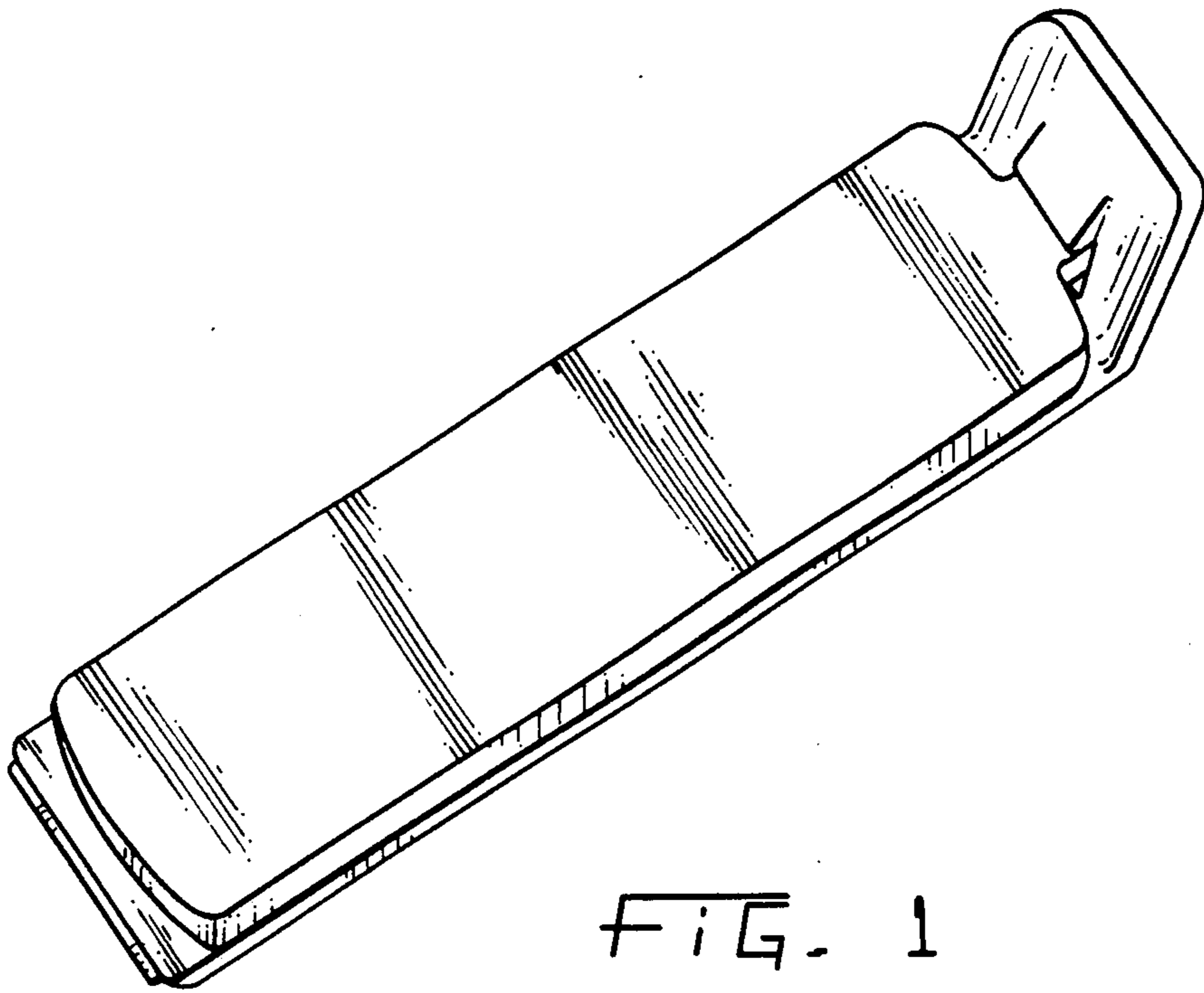


FIG. 1

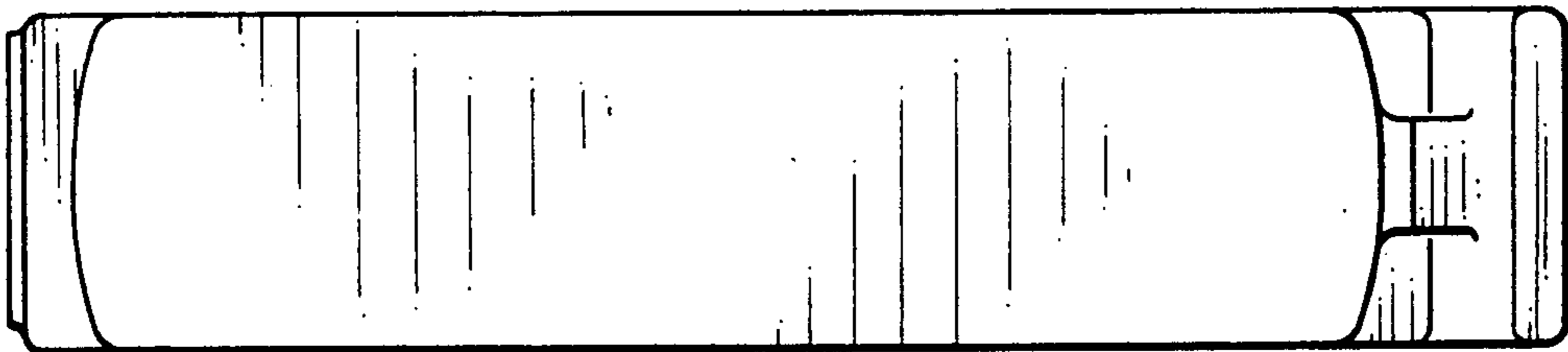


FIG. 2

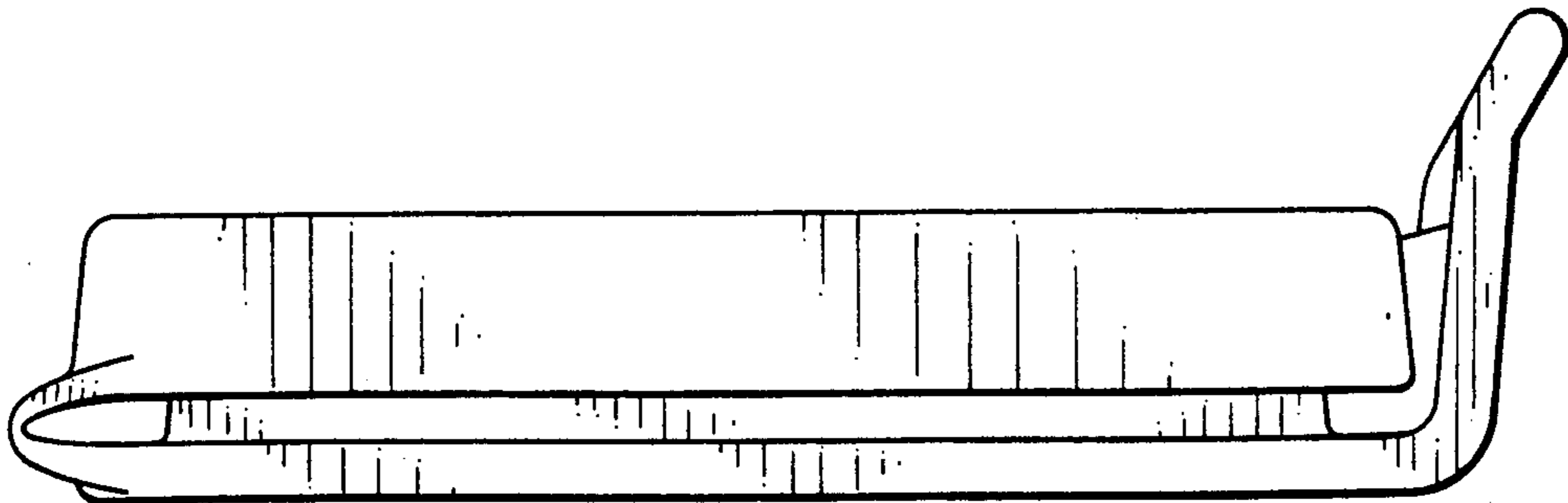


FIG. 3

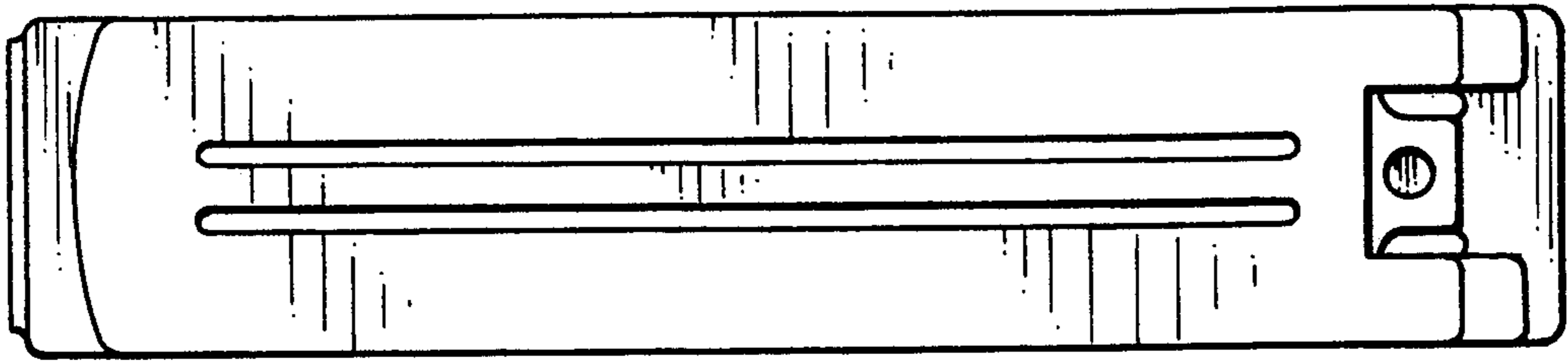


FIG. 4

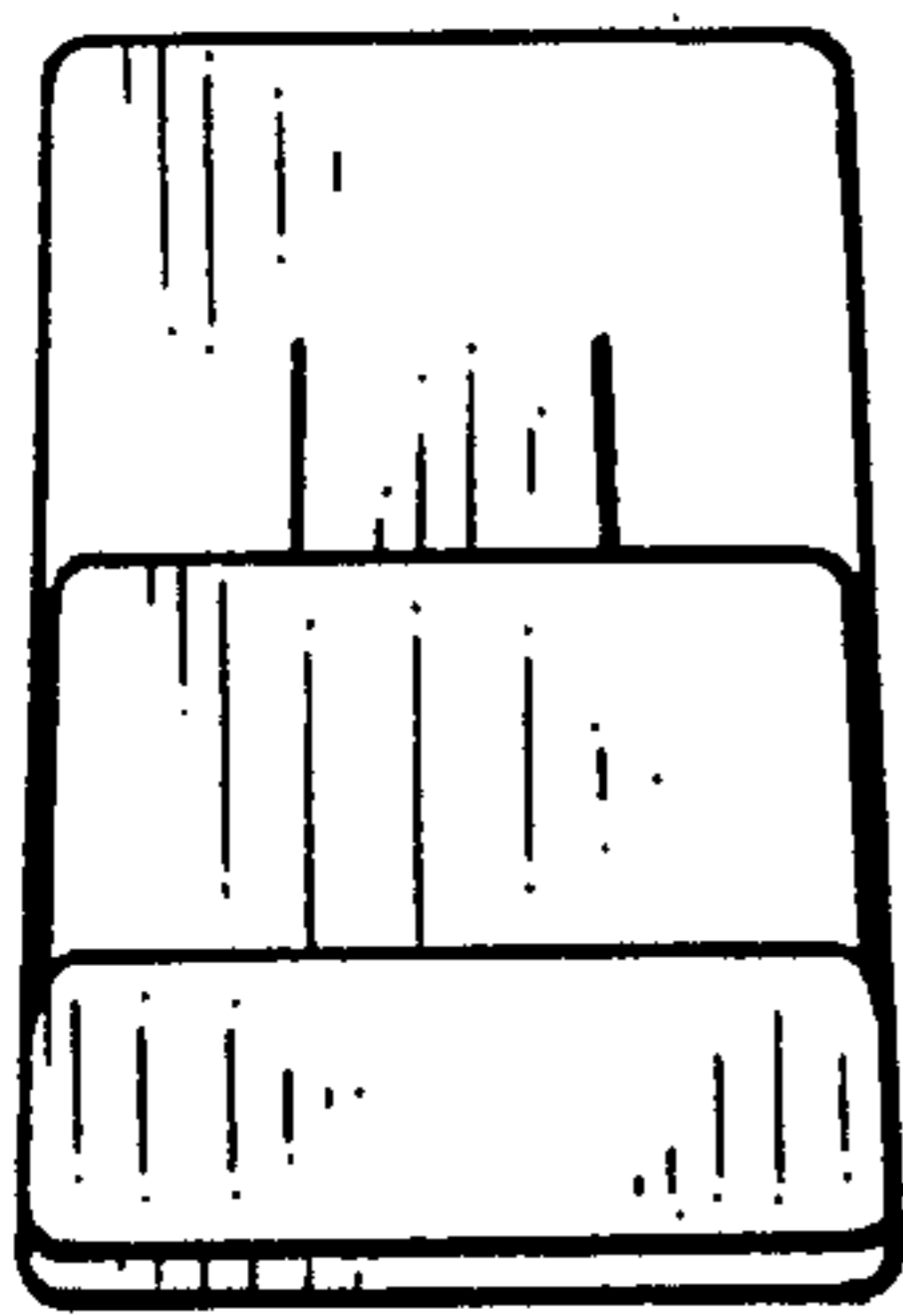


FIG. 5

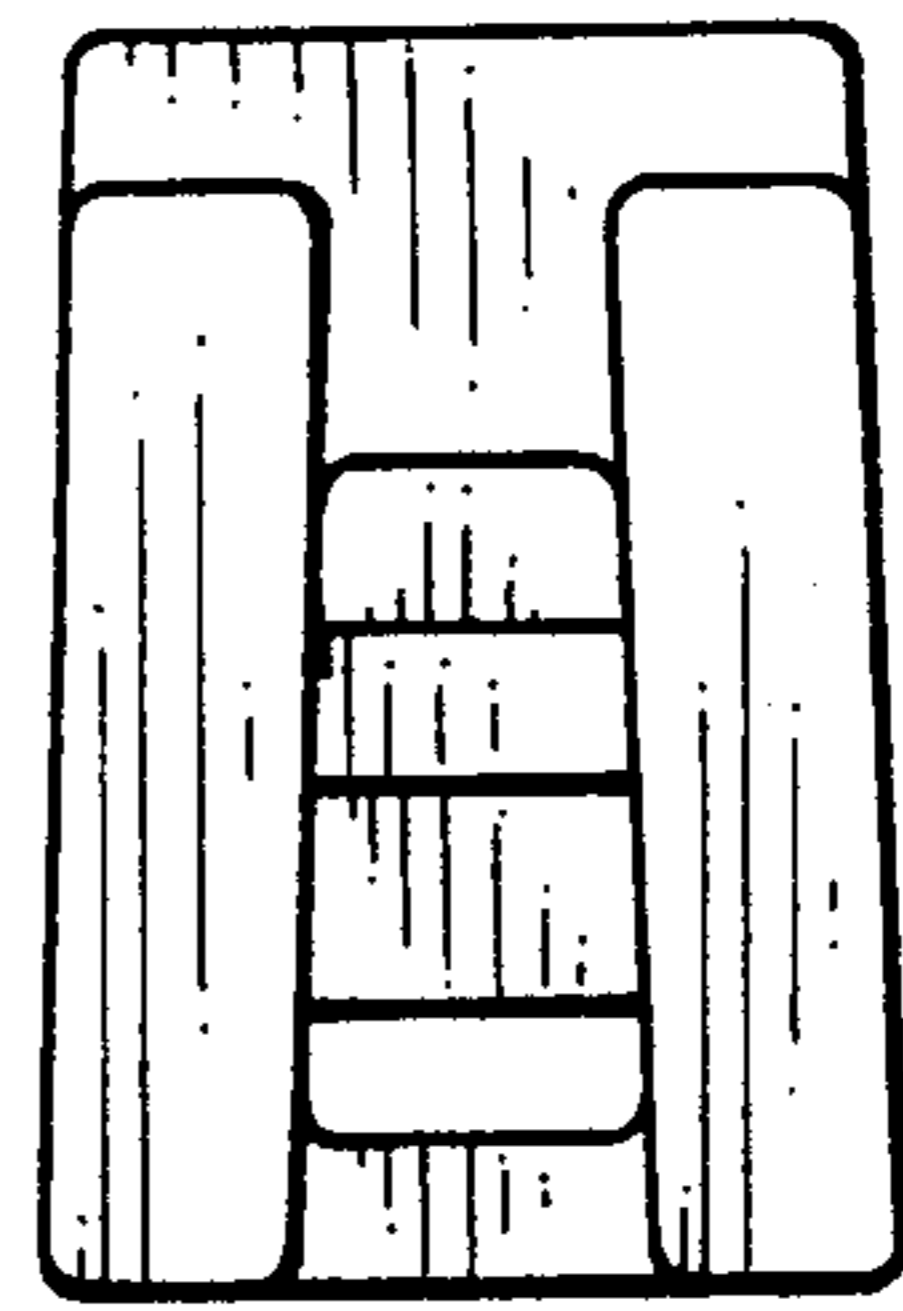


FIG. 6

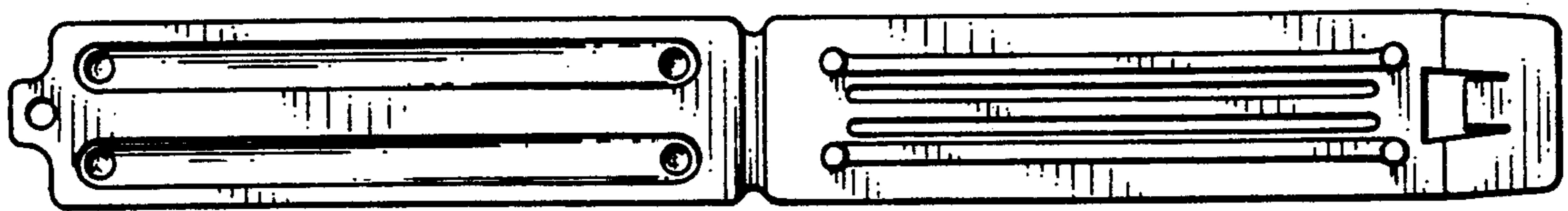


FIG. 7