

[54] TABLE

[75] Inventor: Giovanni Pino, Wooster, Ohio

[73] Assignee: Rubbermaid Incorporated, Wooster, Ohio

[\*\*] Term: 14 Years

[21] Appl. No.: 194,117

[22] Filed: May 16, 1988

[52] U.S. Cl. .... D6/484; D6/349

[58] Field of Search ..... D6/480-486, D6/488, 489, 495, 429, 349

[56] References Cited

U.S. PATENT DOCUMENTS

- D. 224,494 8/1972 Kerman ..... D6/484
- D. 240,419 7/1976 Cooke ..... D6/484 X
- D. 250,313 11/1978 Miller ..... D6/484
- D. 303,885 10/1989 Goetz ..... D6/484

OTHER PUBLICATIONS

Carson's Catalog, #08325 Bunching Table, upper left. Catalog Page, Grossfillex GmbH, Abtlg. Freizeitmobile. Industriestr. 15, 7600 Offenburg, Publication Date 1987. Catalog Page, Kettler Sommermobil, aeinz Kettler, Metallwarenfabrik GmbH & Co., D-4 763 Ense-Parsit, Publication date 1987. P. 17, Triconfort, Allibert, Inc., 1200 Highway 27 South, P.O. Box 1200, Stanley, NC 28164, Publication date unknown. Catalog Page, Rovergarden, The First, Address Unknown, Publication Date Unknown. P. 15, Karl Munkel, GmbH & Co., KG, Holz-Und

Kunststoffwerke, Henkenstrasse 59-67, Postfach 1262, 4837 Verl 1, Publication Date 1985.

Pp. 8 and 10, U.S. Leisure Inc., Little Lake Industries, Inc., 300 E. Commercial St., P.O. Box 619, Willits, CA 95490, Publication Date Unknown.

Catalog Page, Vision Leisure Products, Inc., P.O. Box 579, Wilmington, CA 90748-0579, Publication Date Unknown.

Sell Sheet, Grosfillex Leisure Furniture Division, Eastern Division, Grosfillex, Inc., Muhlenberg Indust. Mall, 4201 Pottsville Pike, Reading, PA 19605, Pub/Un.

Pp. 14 & 16, Allibert, 1200 Highway 27 South, P.O. Box 1200, Stanley, NC 28164, Publication Date Unknown.

Primary Examiner—Bruce W. Dunkins

Assistant Examiner—Janice Seeger

Attorney, Agent, or Firm—Richard B. O'Planick

[57] CLAIM

The ornamental design for table, as shown and described.

DESCRIPTION

FIG. 1 is a front perspective view of a table embodying my new design.


FIG. 2 is a top plan view thereof.

FIG. 3 is a bottom plan view thereof.

FIG. 4 is a front elevational view thereof. The rear view opposite to that depicted in FIG. 4 is identical in appearance.

FIG. 5 is a side elevational view thereof. The side view opposite to that depicted in FIG. 5 is identical in appearance.

FIG. 6 is a transverse cross section view through the top of the table, wherein portions of the leg have been omitted for reasons of illustration.








FIG. 2

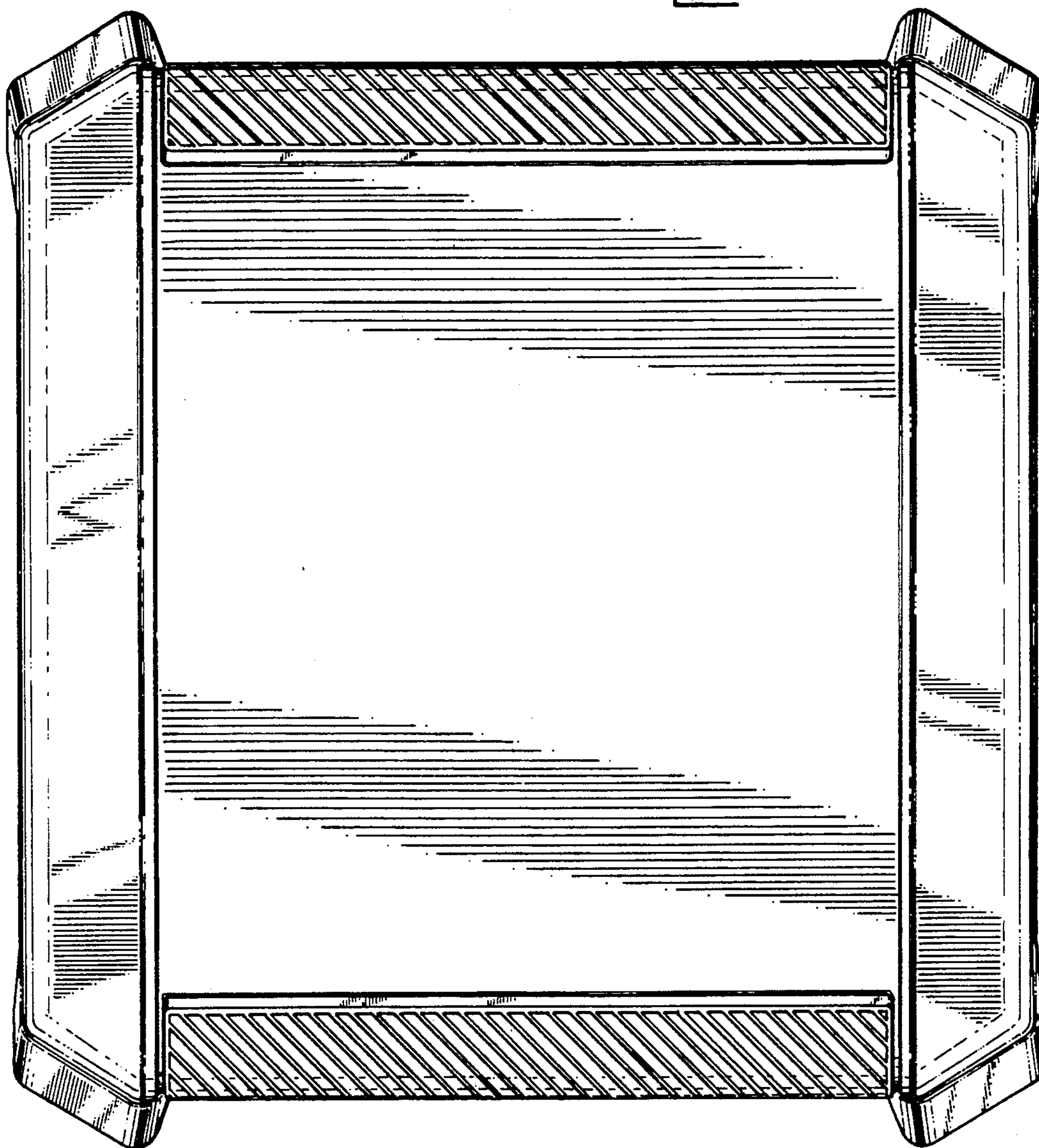
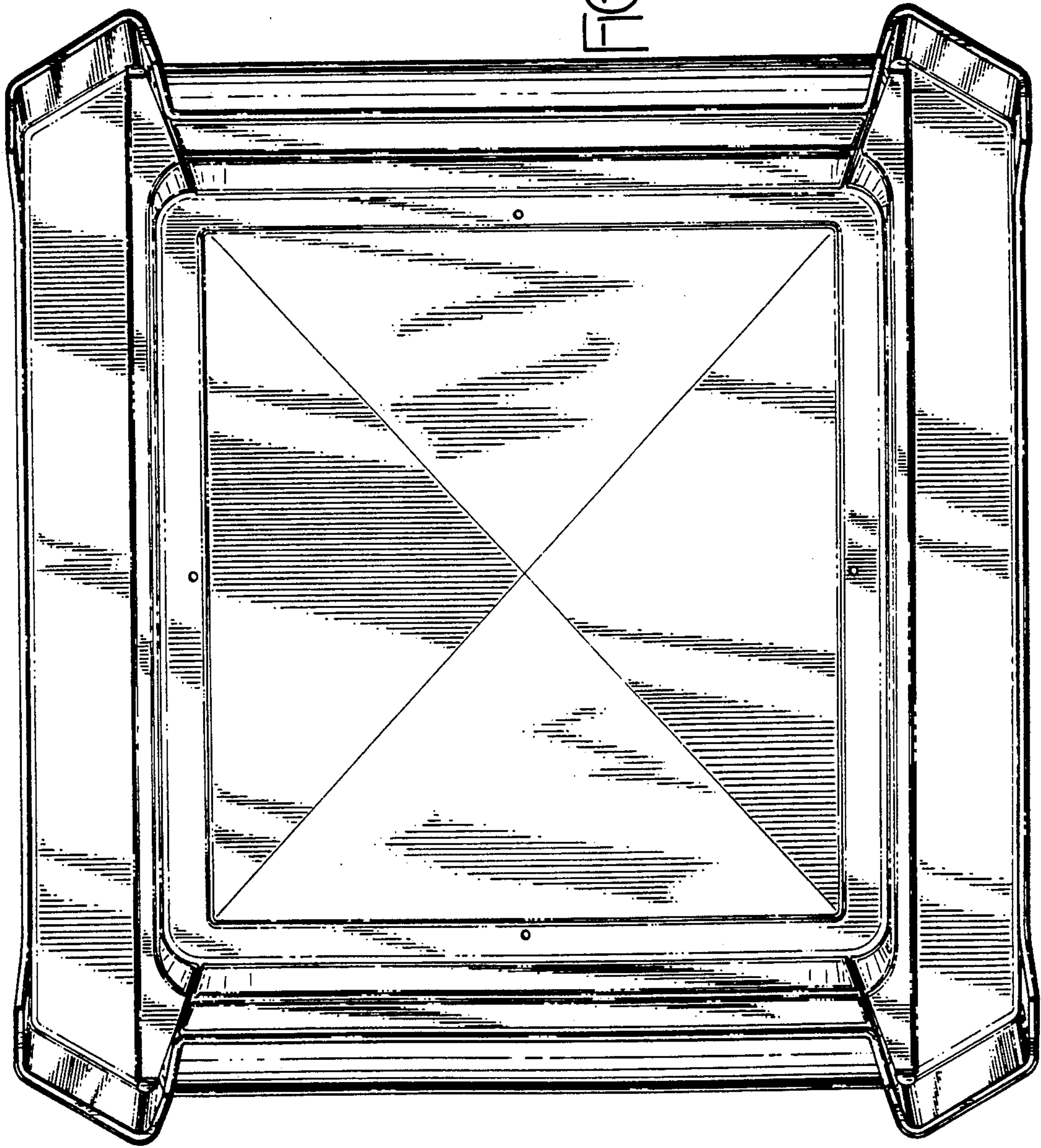


FIG. 3



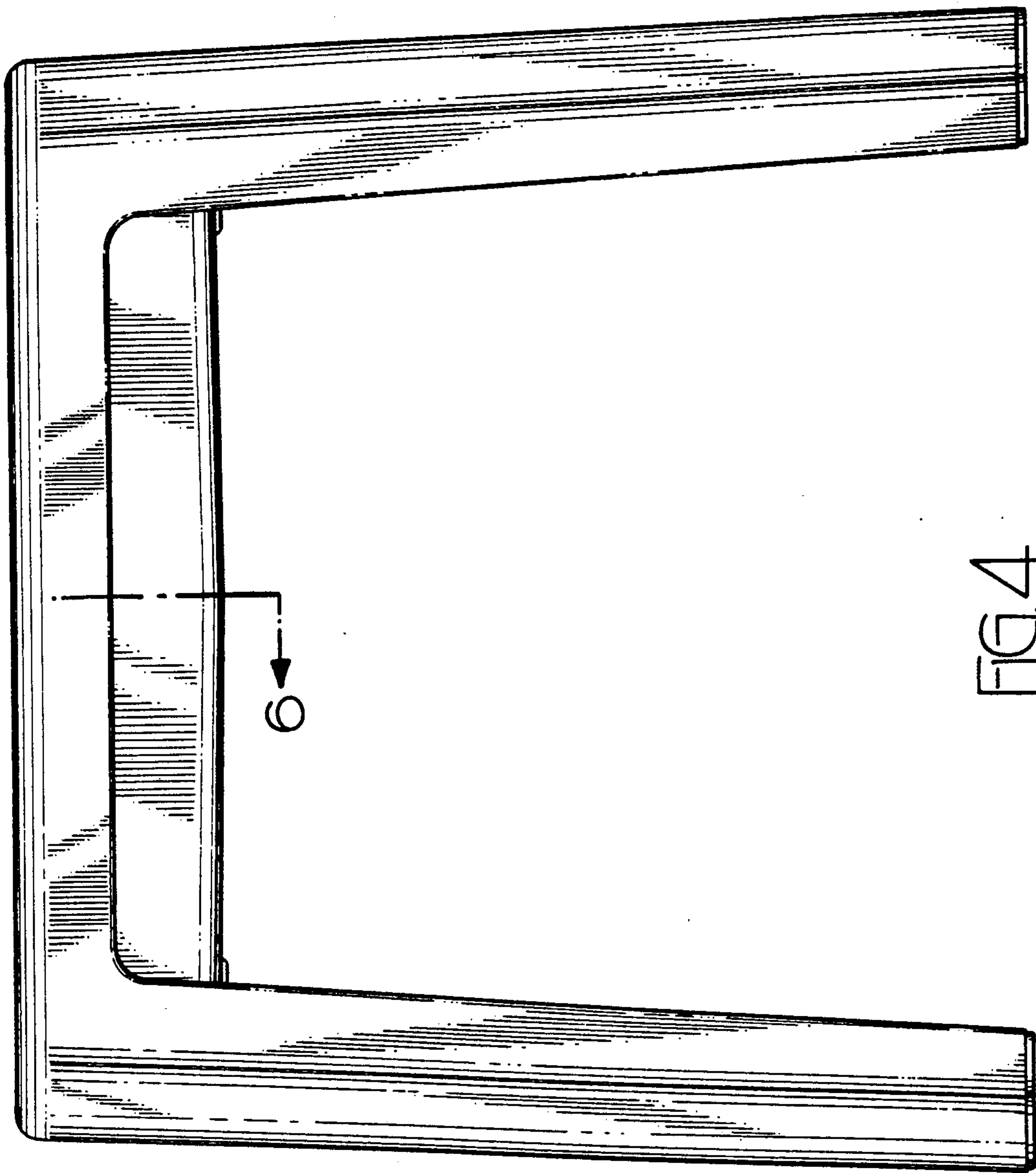


FIG. 4

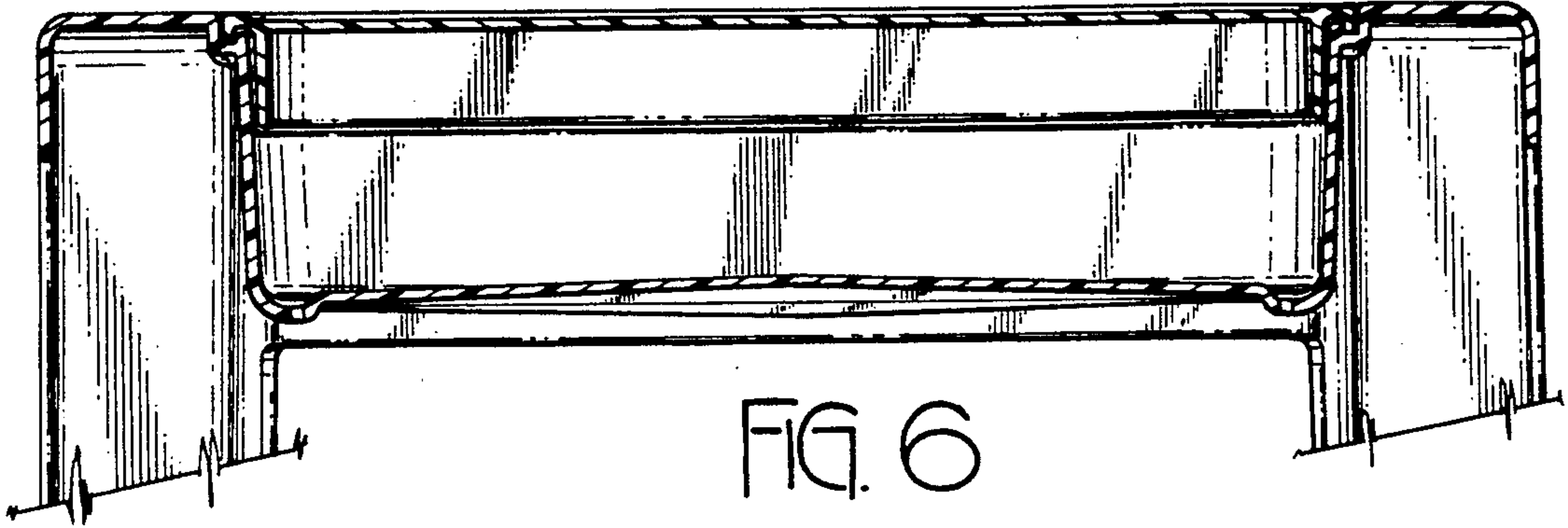


FIG. 6




FIG. 5