

[54] LAVATORY TABLE TOP

[75] Inventor: Mary J. Reid, Sheboygan, Wis.

[73] Assignee: Kohler Co., Kohler, Wis.

[\*\*] Term: 14 Years

[21] Appl. No.: 45,255

[22] Filed: May 1, 1987

Related U.S. Application Data

[63] Continuation-in-part of Ser. No. 3,215, Jan. 14, 1987, abandoned.

[52] U.S. Cl. .... D23/308

[58] Field of Search ..... D23/284-294, D23/308; 4/619, 626, 631, 632-643, 650, 656

[56] References Cited

U.S. PATENT DOCUMENTS

D. 16,949	10/1886	Bunting, Jr. ....	D23/294
D. 17,950	12/1887	Torrance .....	D23/290
D. 30,135	2/1899	Peet .....	D23/294
D. 37,957	4/1906	Zipp .....	D23/284
D. 74,845	2/1928	Smith .....	D23/294
D. 76,700	10/1928	Nash .....	D23/294
D. 76,745	10/1928	Frankenberger .....	D23/294
D. 84,499	6/1931	Steele .....	D23/294
D. 89,200	2/1933	Kohler, Jr. et al. ....	D23/291

D. 197,879	4/1964	Korol .....	D23/294
D. 238,070	12/1975	Granger .....	D23/294

OTHER PUBLICATIONS

P. 126 from Kohler Co. 1925 catalog.  
Pp. 232, 232A and 235 from Kohler Co. 1929 catalog.  
P. 36 from Kohler Co. 1939 catalog.  
Pp. 45, 46, 47, and 53 from a 1973 "K73 Plumbing Products Catalog" by Kohler Co.  
Pp. 8-2a, 8-18a, and 10-10 from a 1986 Kohler Co. "K-400" catalog, admitted prior art.


Primary Examiner—James R. Largen  
Attorney, Agent, or Firm—Quarles & Brady

[57] CLAIM

The ornamental design for a lavatory table top, as shown and described.

DESCRIPTION

FIG. 1 is a top perspective view of a lavatory table top showing my new design;  
FIG. 2 is a top plan view thereof;  
FIG. 3 is a front elevational view thereof;  
FIG. 4 is a bottom plan view thereof;  
FIG. 5 is a left side elevational view thereof;  
FIG. 6 is a right side elevational view thereof; and  
FIG. 7 is a top perspective view of a second embodiment thereof.






FIG. 1

FIG. 2




FIG. 3




FIG. 4




FIG. 5



FIG. 6




FIG. 7