

[54] **RATTLE TOY**

[75] **Inventors: James O. Capper, Cheadle Hulme; Ian T. Revell, Knutsford, both of England**

[73] **Assignee: Hestair Kiddicraft Limited, Bristol, England**

[\*\*] **Term: 14 Years**

[21] **Appl. No.: 341,055**

[22] **Filed: Apr. 20, 1989**

[30] **Foreign Application Priority Data**

Nov. 22, 1988 [GB] United Kingdom ..... 1055138  
[52] **U.S. Cl. .... D21/65**  
[58] **Field of Search ..... D21/59, 64, 65, 128, D21/136; 446/227, 397, 419, 420, 421**

[56]

**References Cited**

**U.S. PATENT DOCUMENTS**

|            |         |                     |         |
|------------|---------|---------------------|---------|
| D. 141,809 | 7/1945  | Delano .....        | D21/65  |
| D. 274,737 | 7/1984  | Ciganko et al. .... | D21/65  |
| D. 282,091 | 1/1986  | Nakao et al. ....   | D21/128 |
| D. 296,224 | 6/1988  | Nakao et al. ....   | D21/128 |
| D. 310,111 | 8/1990  | Revell et al. ....  | D21/128 |
| D. 311,759 | 10/1990 | Thomson et al. .... | D21/65  |

*Primary Examiner*—Charles A. Rademaker

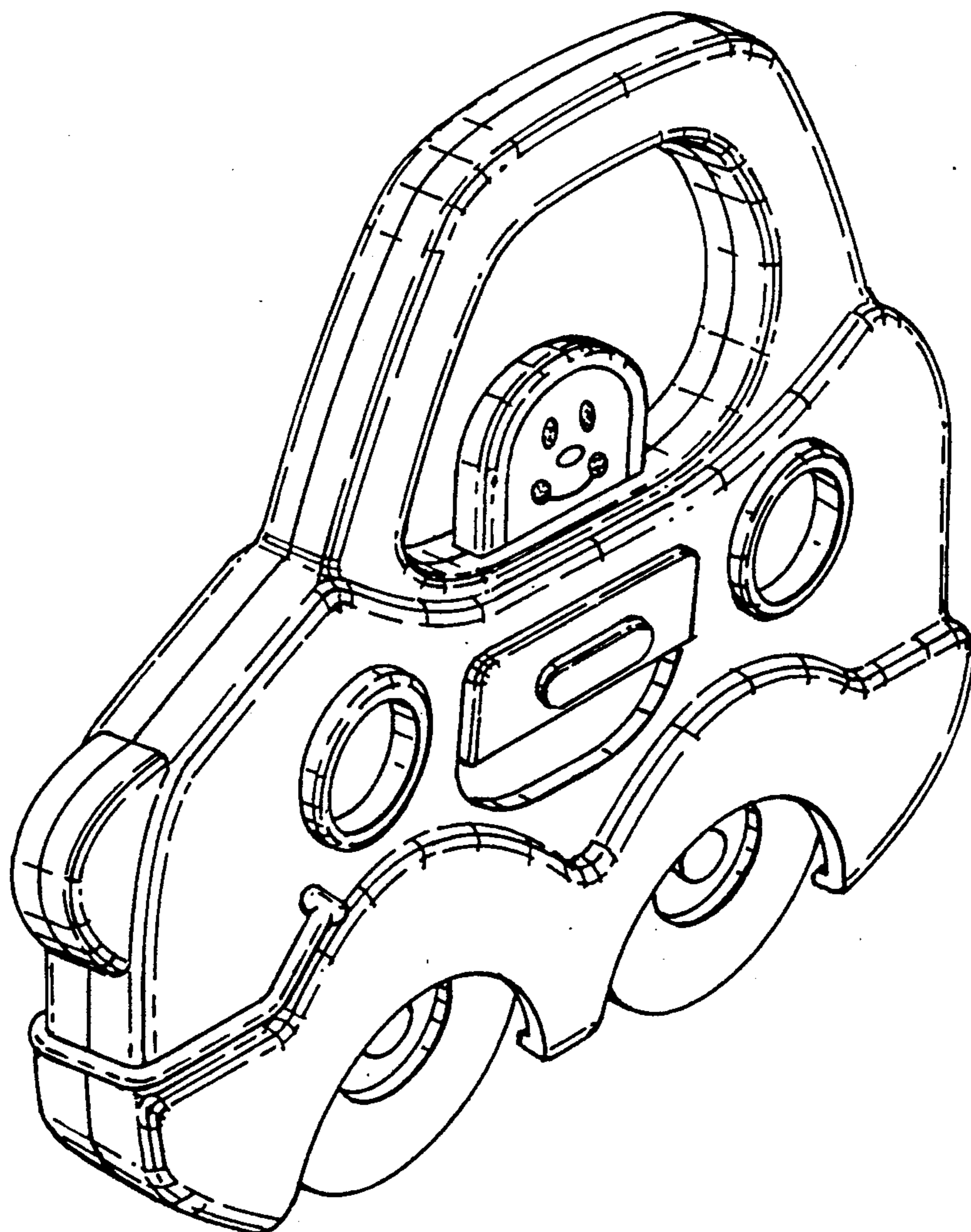
[57]

**CLAIM**

The ornamental design for a rattle toy, as shown and described.

**DESCRIPTION**

FIG. 1 is a front perspective view of a rattle toy showing our new design;  
FIG. 2 is a front elevational view thereof.  
FIG. 3 is a rear elevational view thereof.  
FIG. 4 is a left side elevational view thereof.  
FIG. 5 is a right side elevational view thereof.  
FIG. 6 is a top plan view thereof.  
FIG. 7 is a bottom plan view thereof.



*FIG. 1*

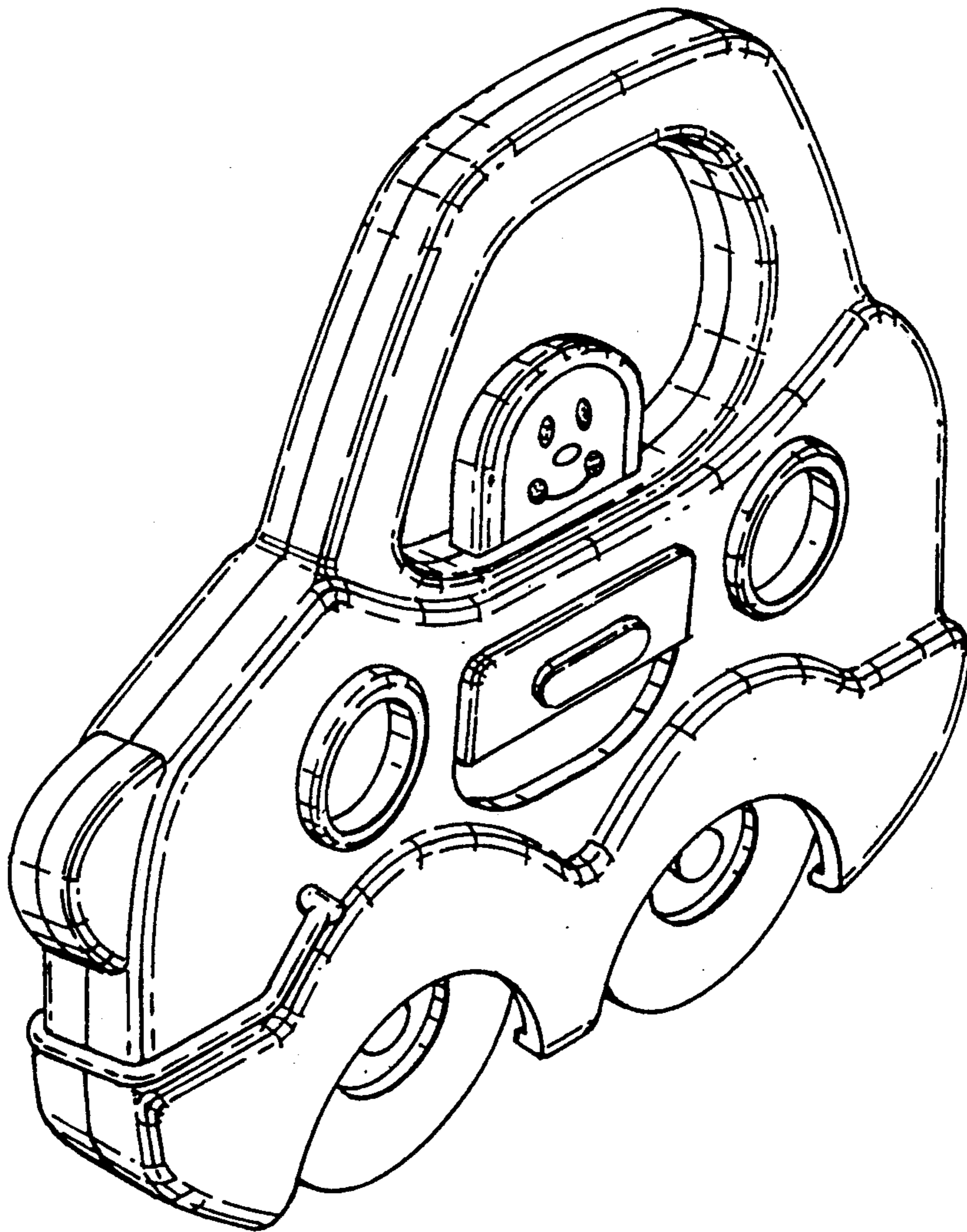


FIG. 2


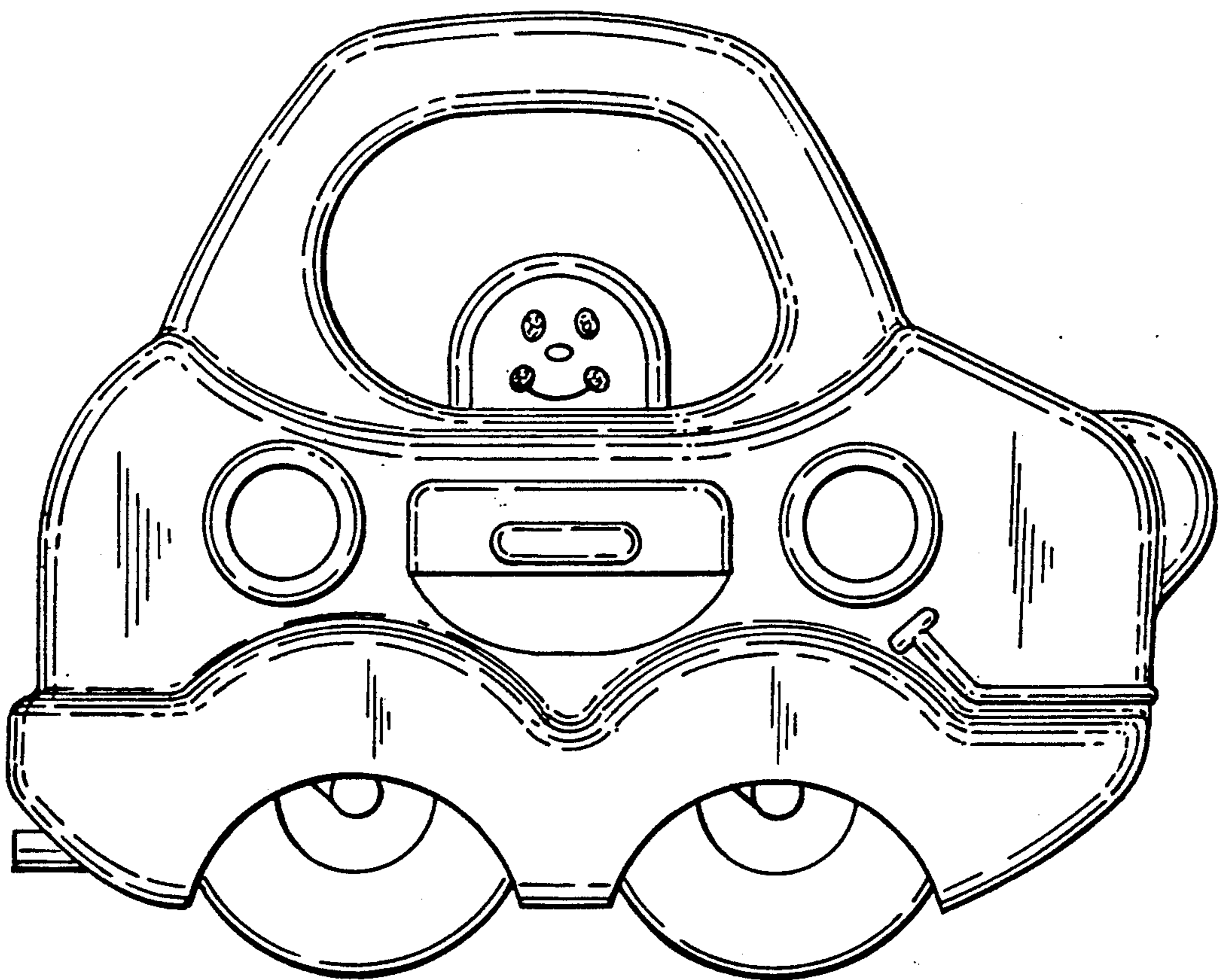
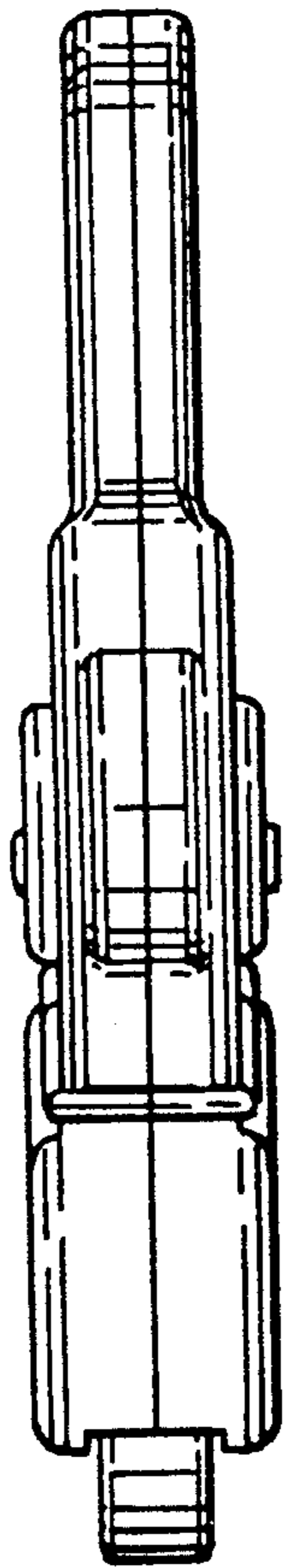




FIG. 3



*FIG. 4*



*FIG. 5*

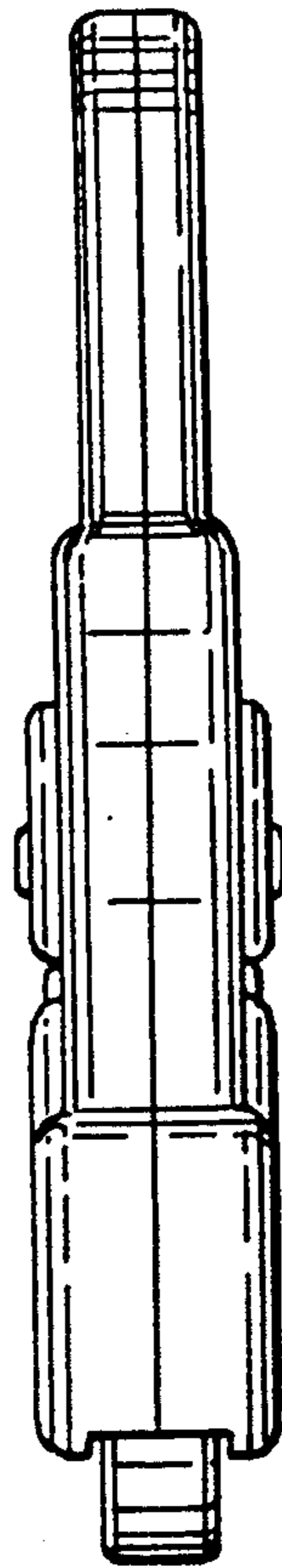


FIG. 6




FIG. 7

