

[54] ELECTRONIC COPYING MACHINE

[75] Inventors: Atsushi Tani, Yokohama; Kunio Hara, Chiba, both of Japan

[73] Assignee: Kabushiki Kaisha Toshiba, Kawasaki, Japan

[\*\*] Term: 14 Years

[21] Appl. No.: 340,589

[22] Filed: Apr. 20, 1989

[30] Foreign Application Priority Data

Oct. 21, 1988 [JP] Japan ..... 63-41080

[52] U.S. Cl. .... D18/36

[58] Field of Search ..... D18/13, 36-39; D14/111, 112, 116, 118; 355/43-45, 49-51, 66, 112, 200, 210, 231, 233-236, 245; 358/400

[56] References Cited

U.S. PATENT DOCUMENTS

- D. 263,146 2/1982 Yamamoto ..... D18/37
- D. 267,802 2/1983 Yasutani ..... D18/36
- D. 270,541 9/1983 Matsuzaka ..... D18/36
- D. 280,634 9/1985 Imada et al. .... D18/37
- D. 284,386 6/1986 Saito ..... D18/37
- D. 289,771 5/1987 Hashimoto et al. .... D18/37
- D. 292,592 11/1987 Kosako ..... D18/36
- 4,768,772 9/1988 Ochiai et al. .... D18/39 X

FOREIGN PATENT DOCUMENTS

63-9342 11/1988 Japan .

OTHER PUBLICATIONS

Catalog of RICOH, RICOPY FT4630.  
Catalog of RICOH, RICOPY FT 6550.  
Catalog of RICOH, RICOPY FT4420.

Primary Examiner—Bruce W. Dunkins  
Assistant Examiner—Caron D. Veynar  
Attorney, Agent, or Firm—Oblon, Spivak, McClelland, Maier & Neustadt

[57] CLAIM

The ornamental design for an electronic copying machine, as shown.

DESCRIPTION

FIG. 1 is a top, front and right side perspective view of an electronic copying machine showing our new design;  
FIG. 2 is a top, front and right side perspective view thereof, with a paper cassette, a manual feeder and a cover shown open;  
FIG. 3 is a front elevational view thereof;  
FIG. 4 is a right side elevational view thereof;  
FIG. 5 is a top plan view thereof;  
FIG. 6 is a rear elevational view thereof;  
FIG. 7 is a left side elevational view thereof; and  
FIG. 8 is a bottom plan view thereof.




FIG. 1




FIG. 2

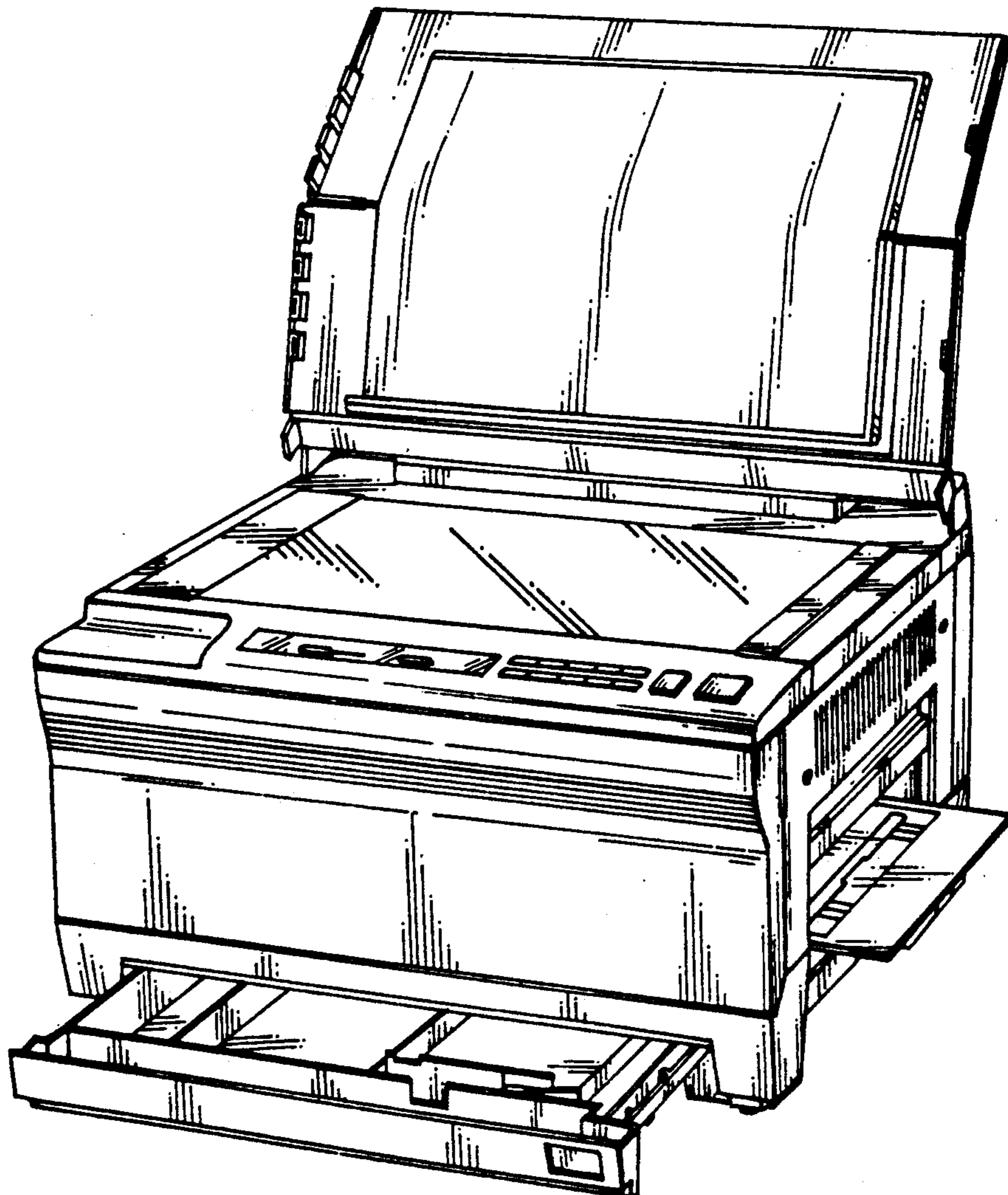


FIG. 3




FIG. 4

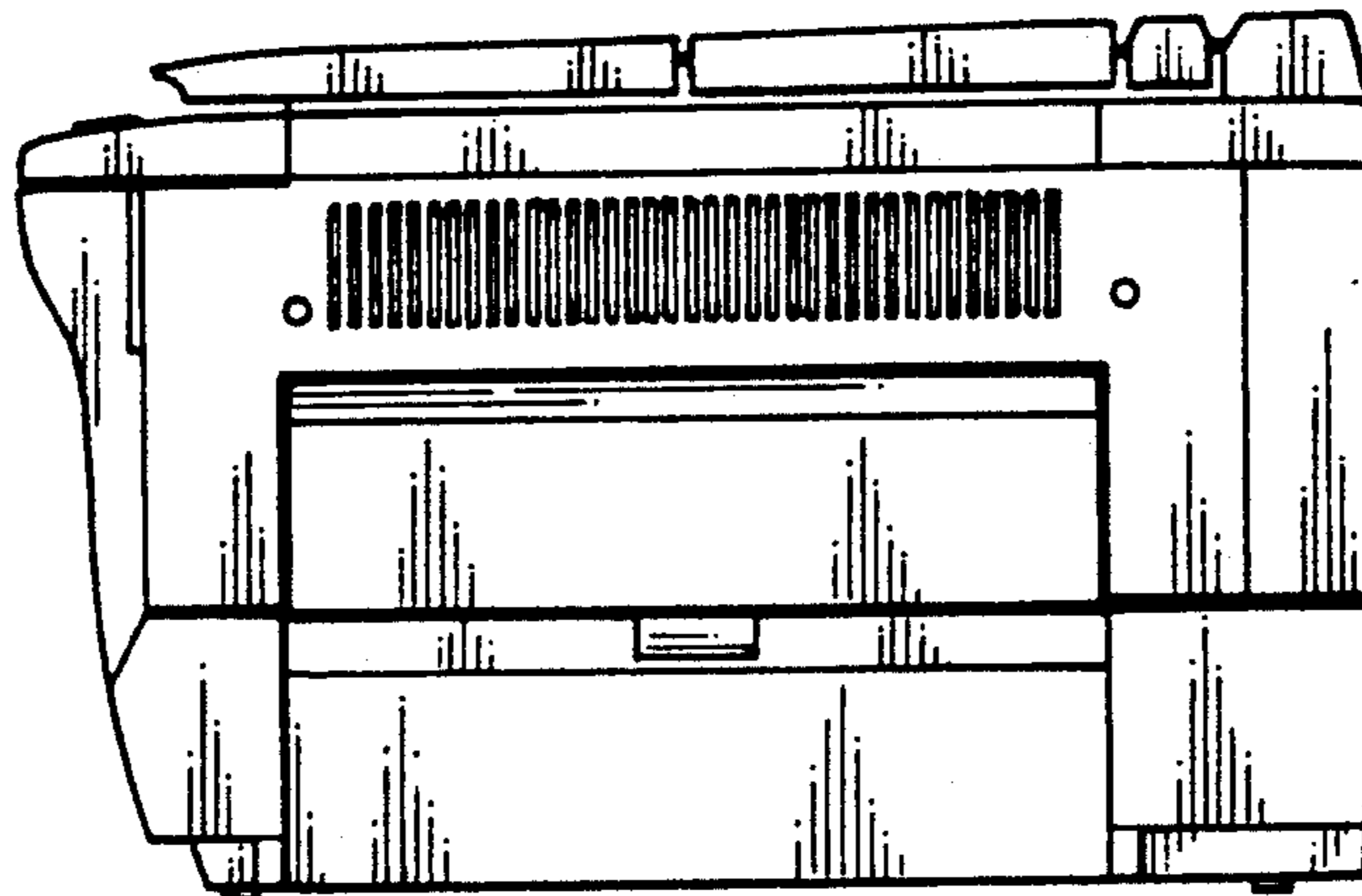


FIG. 5

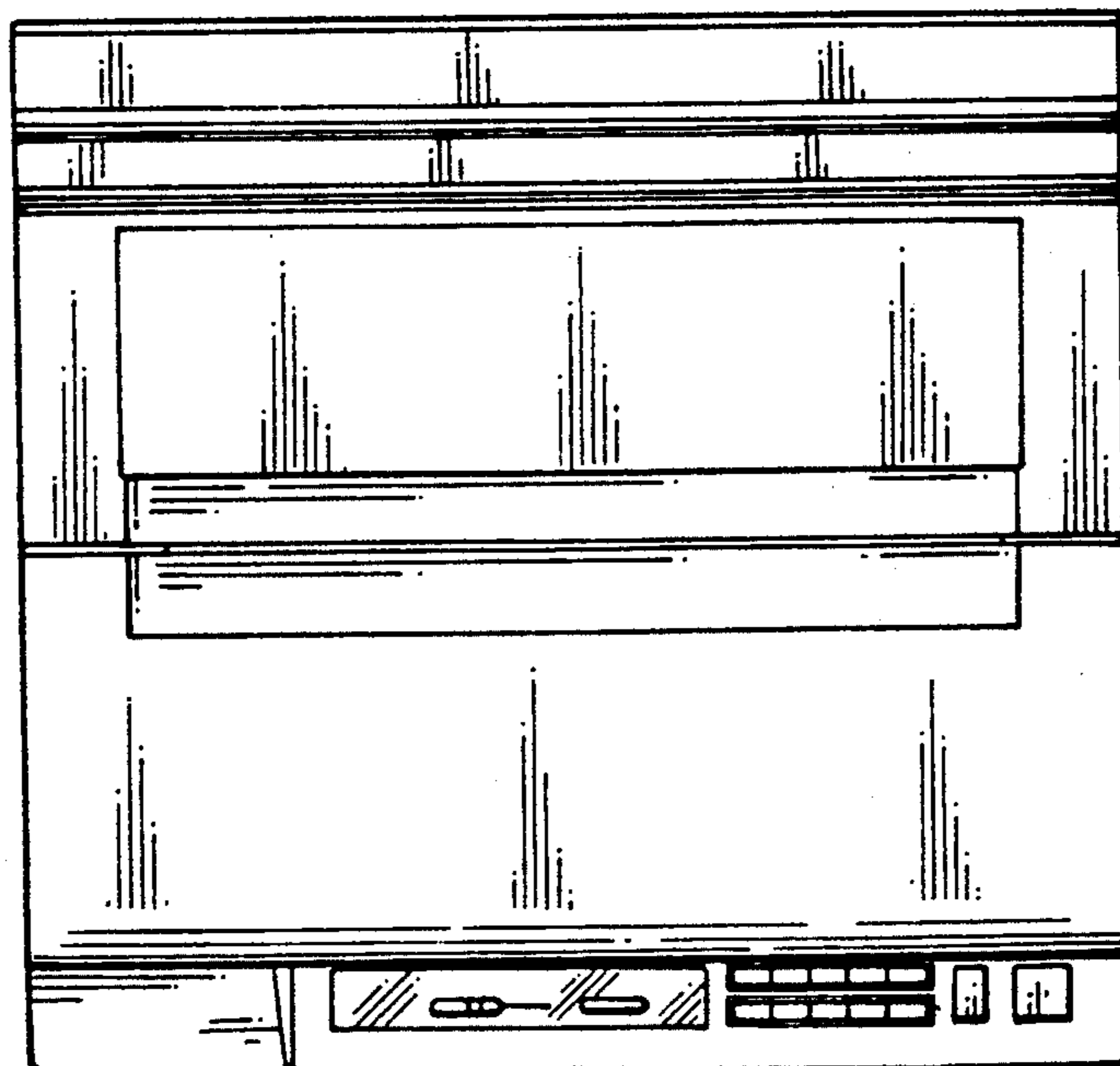


FIG. 6

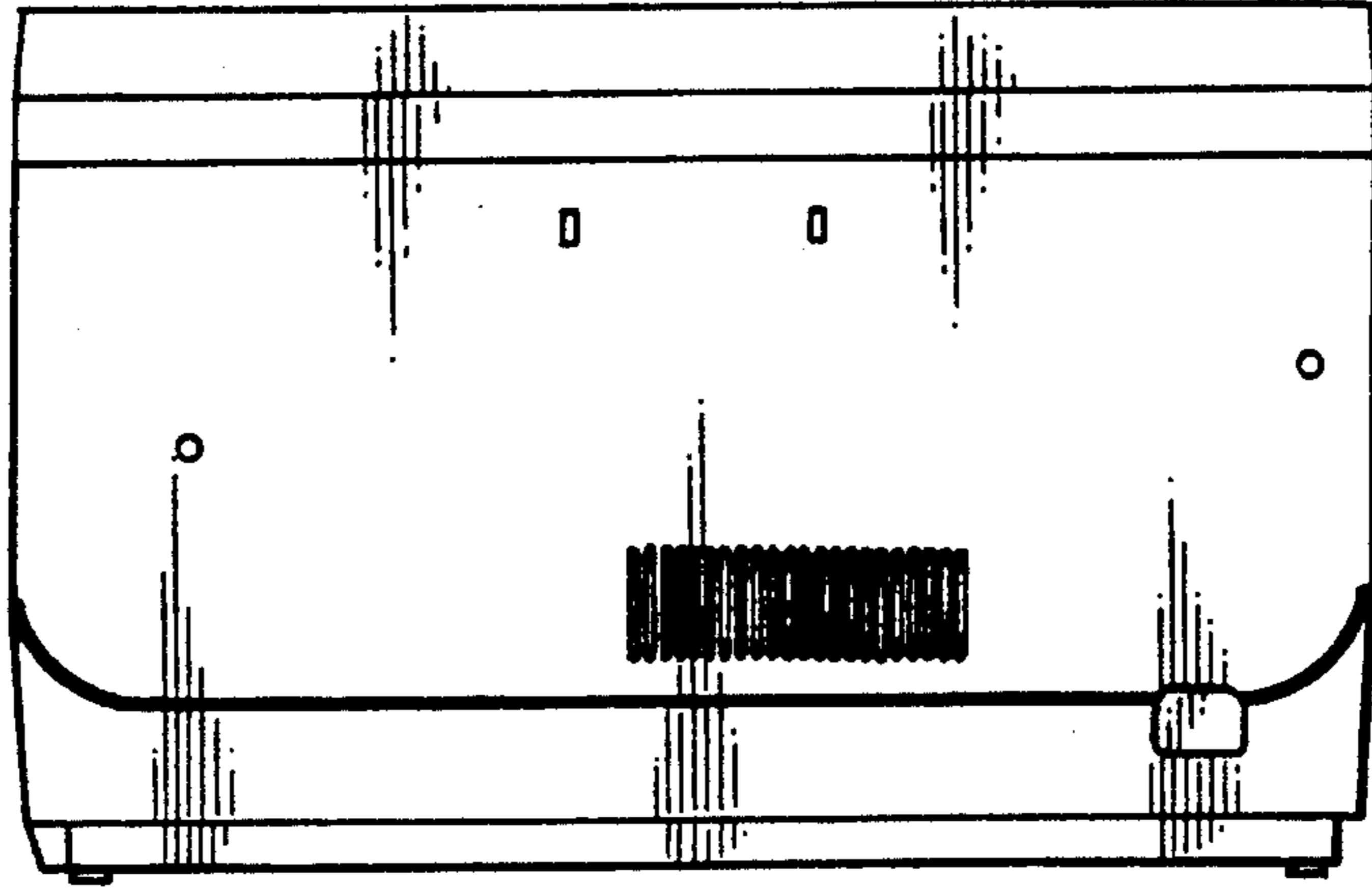


FIG. 7

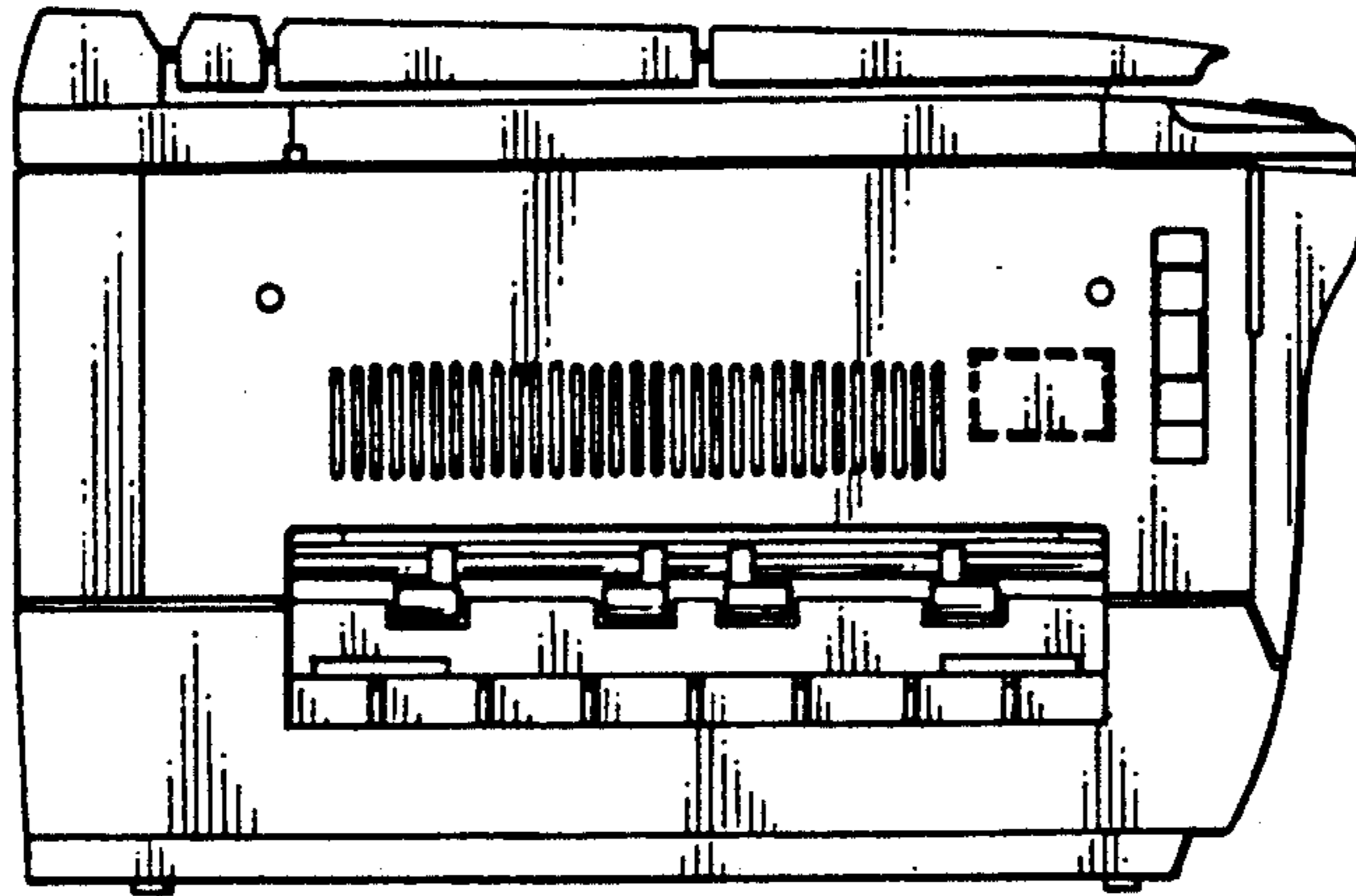


FIG. 8

