

[54] CASSETTE TAPE REWINDER

[76] Inventor: Max F. Corzo, 780 Flamingo Ct., West, West Palm Beach, Fla. 33406

[**] Term: 14 Years

[21] Appl. No.: 356,399

[22] Filed: May 25, 1989

[52] U.S. Cl. D14/217; D14/239

[58] Field of Search D14/124-125, D14/217, 239, 141, 160-166, 135, 299; 242/179, 197, 199-201

[56] References Cited

U.S. PATENT DOCUMENTS

D. 206,226	11/1966	Grosso	D14/166
D. 207,203	3/1967	Farey	D14/166
D. 292,915	11/1987	Yeh	D14/164
4,614,991	9/1986	Murakami	242/200 X
4,749,147	6/1988	Chen	242/200 X

OTHER PUBLICATIONS

Comb Catalog; p. 3; bottom right-VHS video cassette rewriter.

The Synchronics Spring 1988 Catalog; p. 6; left-VCR rewriter.

Fordham 1986 Winter Special Catalog; p. 117; bottom left-BP VHS & Beta tape rewriters.

Primary Examiner—Theodore M. Shooman

Attorney, Agent, or Firm—Terry M. Gernstein

[57] CLAIM

The ornamental design for a cassette tape rewriter, as shown.

DESCRIPTION

FIG. 1 is a top, front and left side perspective view of a cassette rewriter showing my new design;

FIG. 2 is a front elevational view thereof;

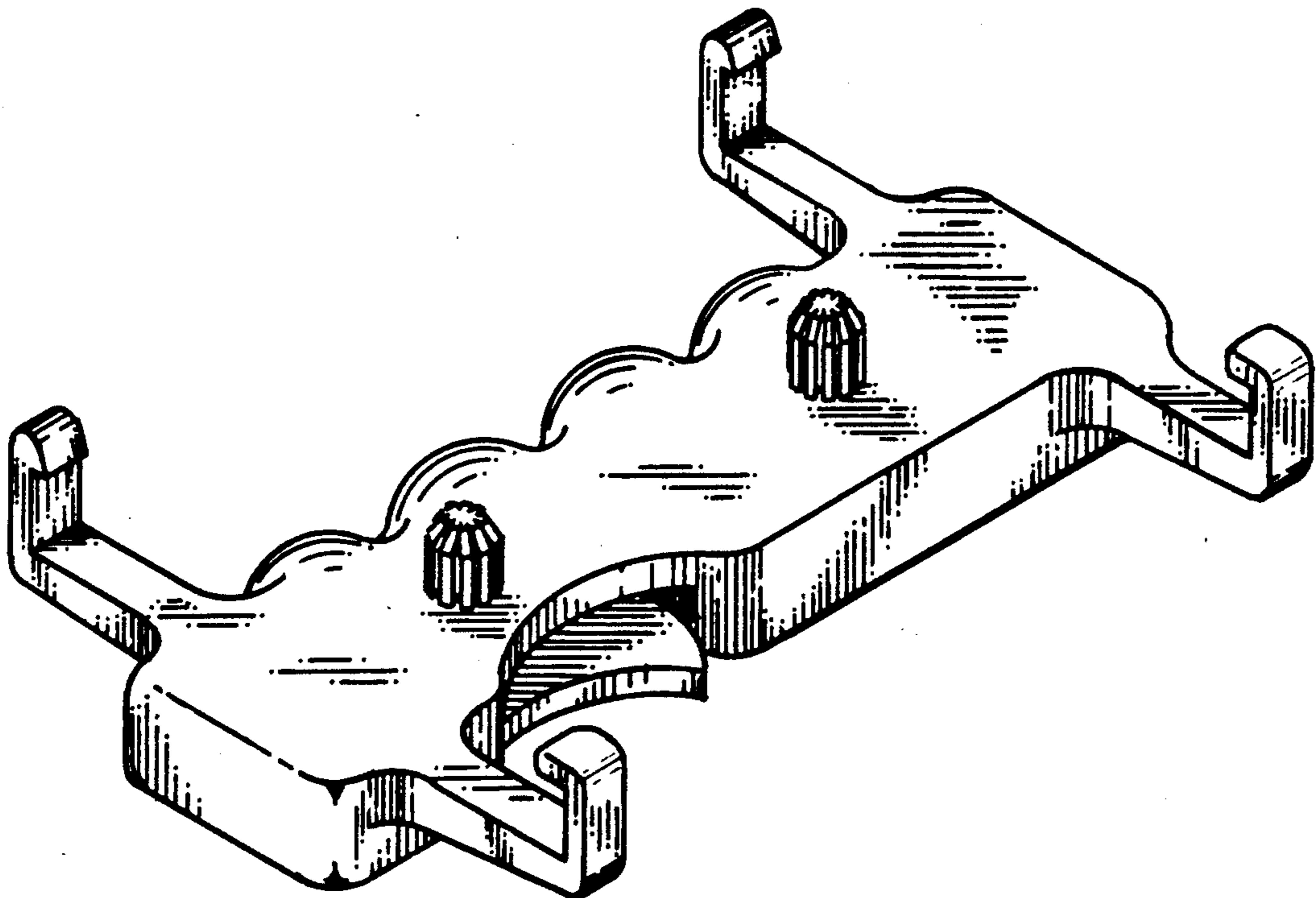
FIG. 3 is a top plan view thereof;

FIG. 4 is a rear elevational view thereof;

FIG. 5 is a bottom plan view thereof;

FIG. 6 is a left side elevational view thereof; and

FIG. 7 is a right side elevational view thereof.






FIG. 1



FIG. 2

FIG. 3

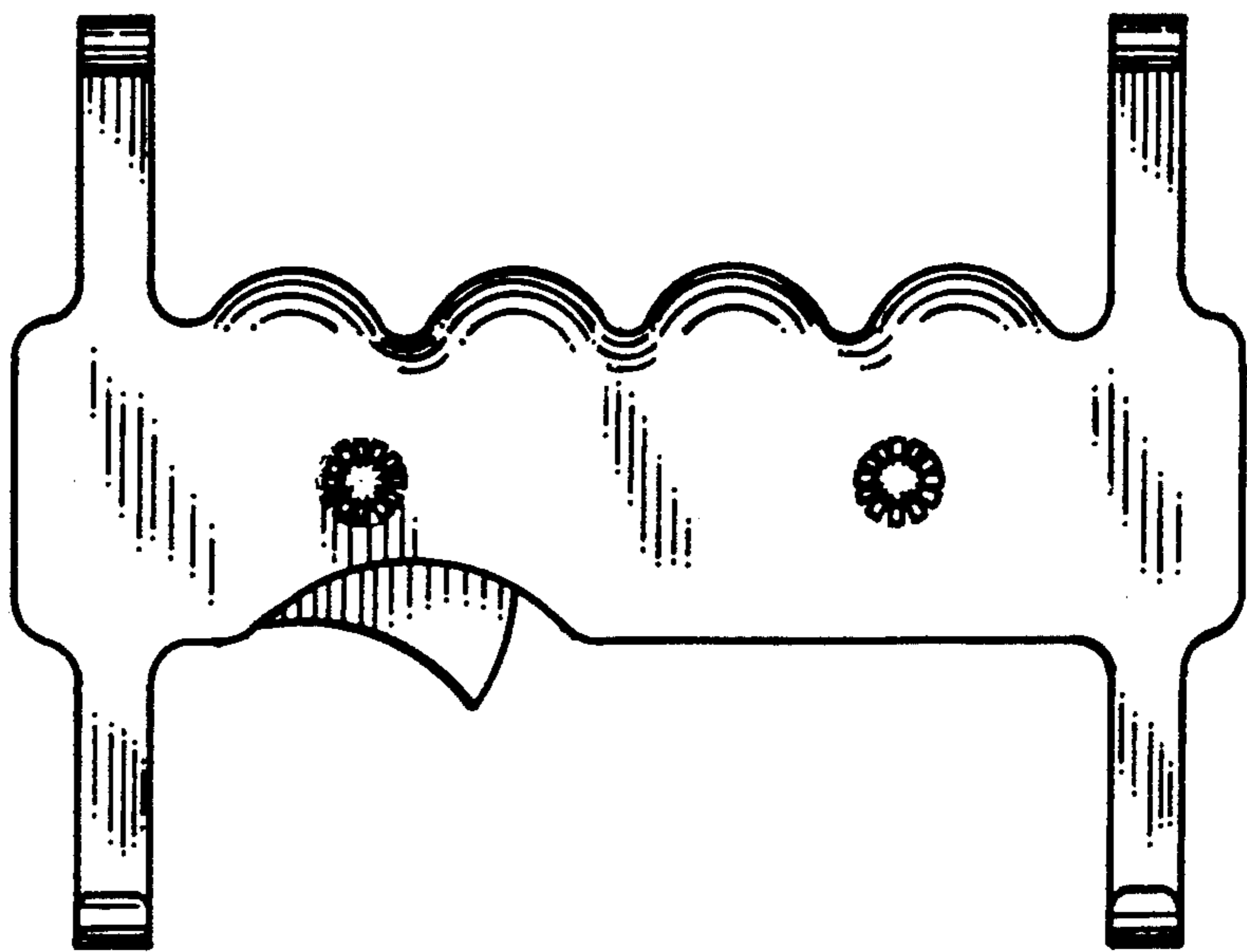


FIG. 4

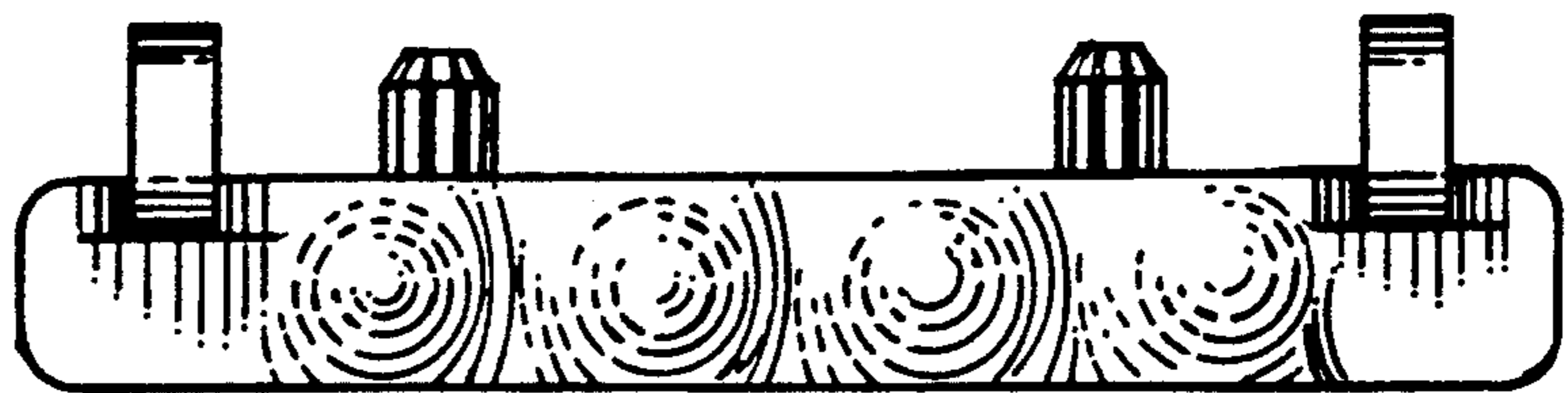


FIG. 5

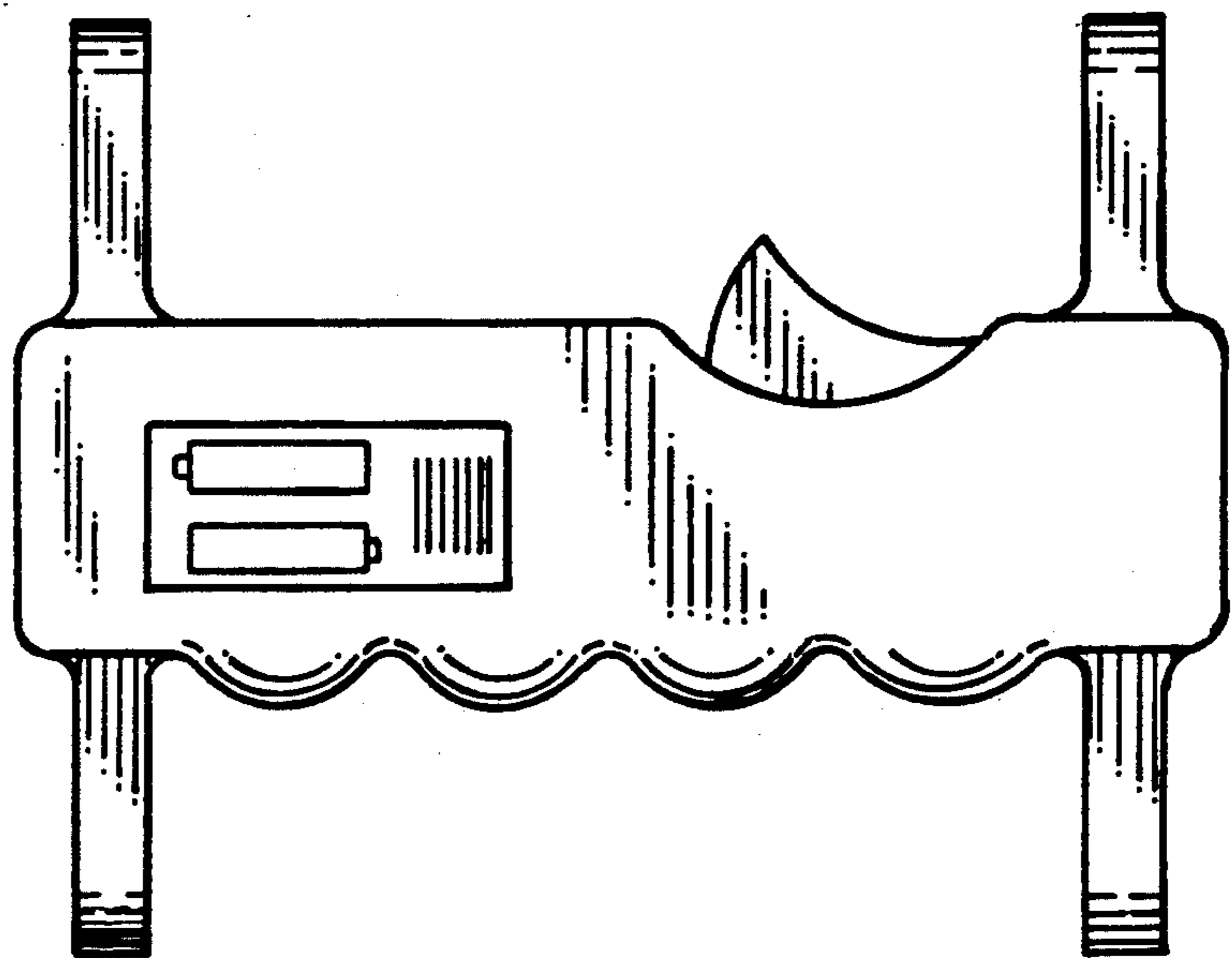




FIG. 6




FIG. 7