

[54] TRACTOR TRAILER

[76] Inventors: Mikhail S. Vysotsky, ul. Vostochnaya, 30,87, Minsk, U.S.S.R., 220091; Viktor N. Sivolobov, pr. Rokossovskogo 125,13, Minsk, U.S.S.R., 220085; Stanislav F. Polonevich, ul. Kozlova 10,1,48, Minsk, U.S.S.R., 220038; Georgy A. Isaevich, ul. Nesterova 72,120, Minsk, U.S.S.R., 220047; Sergei I. Vantukh, ul. Kalinoskogo 59,84, Minsk, U.S.S.R., 220103; Jury N. Zhutyaev, ul. Serdicha 7,33, Minsk, U.S.S.R., 220082; Stanislav A. Ivanjushenko, ul. Eniseiskaya, 7,39; Alexandr P. Myshko, ul. Eniseiskaya 11,3, both of Minsk, U.S.S.R., 220102; Taisia N. Pilosyan, pr. Partizansky, 137,15, Minsk, U.S.S.R., 220021; Anatoly I. Ovsyannikov, ul. Slavinskogo 29,39, Minsk, U.S.S.R., 220086; Viktor L. Solntse, pr. Gazety Izvestia 32,1,50, Minsk, U.S.S.R., 220055; Svetlana A. Khleborodova, ul. Kazintsa, 66,66, Minsk, U.S.S.R., 220108; Mark Y. Elkind, ul. Surganova 21,30, Minsk, U.S.S.R., 220012

[**] Term: 14 Years

[21] Appl. No.: 249,164

[22] Filed: Sep. 26, 1988

[52] U.S. Cl. D12/97

[58] Field of Search D12/96, 97; 296/181, 296/183, 190; 180/89.1, 89.12, 89.14, 89.16, 89.19

[56] References Cited

U.S. PATENT DOCUMENTS

D. 274,322 6/1984 Hayes et al. D12/97
4,828,316 5/1989 Bennett et al. 296/183

OTHER PUBLICATIONS

Design News, 9/10/79, p. 10, Tractor Trailer, top right side of page.
Commercial Motor, 2/28/87, p. 12, Tractor Trailer, bottom of page.
Commercial Carrier Journal, 2/87, p. 49, Mitsubishi MT-90X Tractor Trailer, top right side of page.
Commercial Carrier Journal, 9/87, p. 100, Freightliner Tractor Cab, top right side of page.

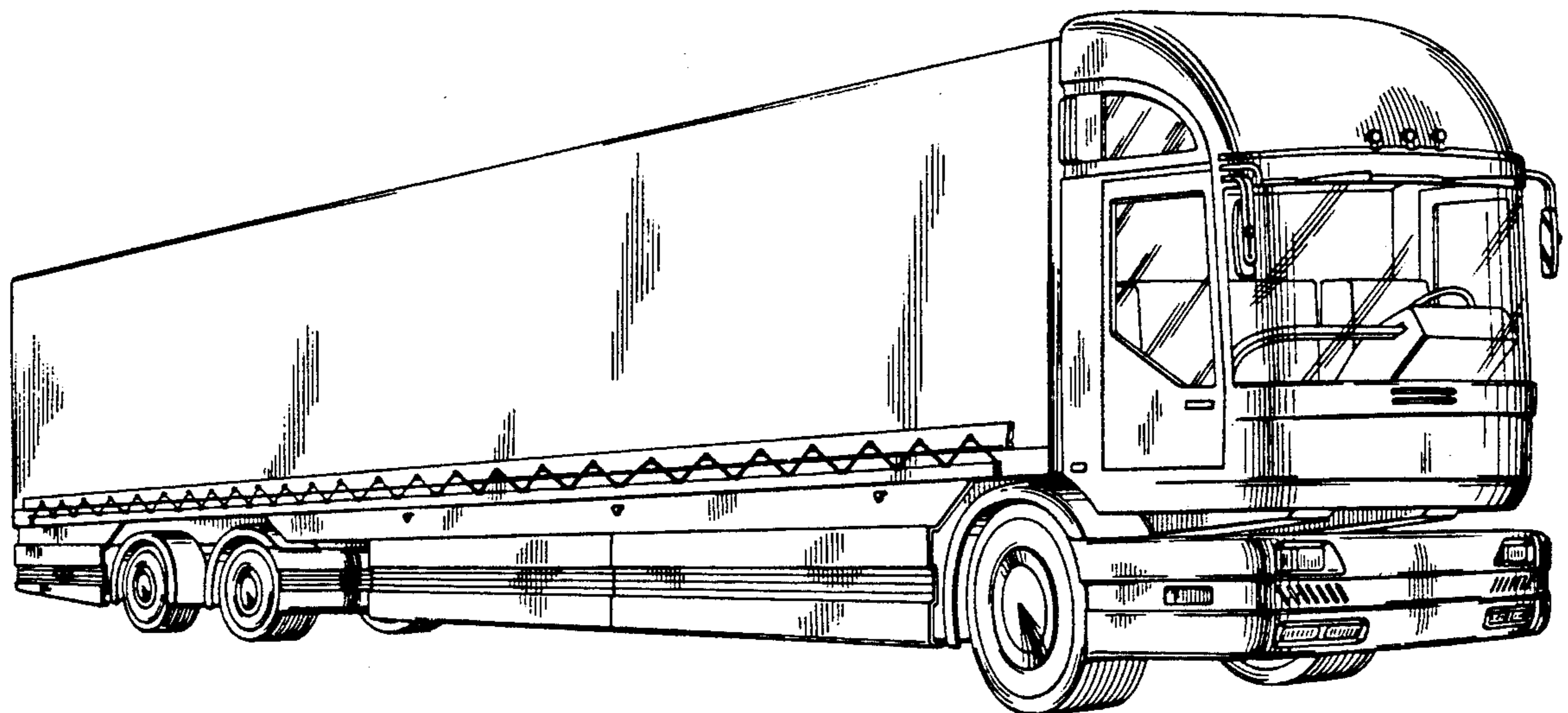
Primary Examiner—James M. Gandy
Attorney, Agent, or Firm—Fleit, Jacobson, Cohn, Price, Holman & Stern

[57] CLAIM

The ornamental design for a tractor trailer, as shown.

DESCRIPTION

FIG. 1 is a perspective view of a tractor trailer showing our new design;
FIG. 2 is an enlarged front elevation view thereof;
FIG. 3 is an enlarged rear elevation view thereof;
FIG. 4 is a bottom plan view thereof;
FIG. 5 is a bottom plan view thereof;
FIG. 6 is a left side elevation view thereof; and
FIG. 7 is a right side elevation view thereof.



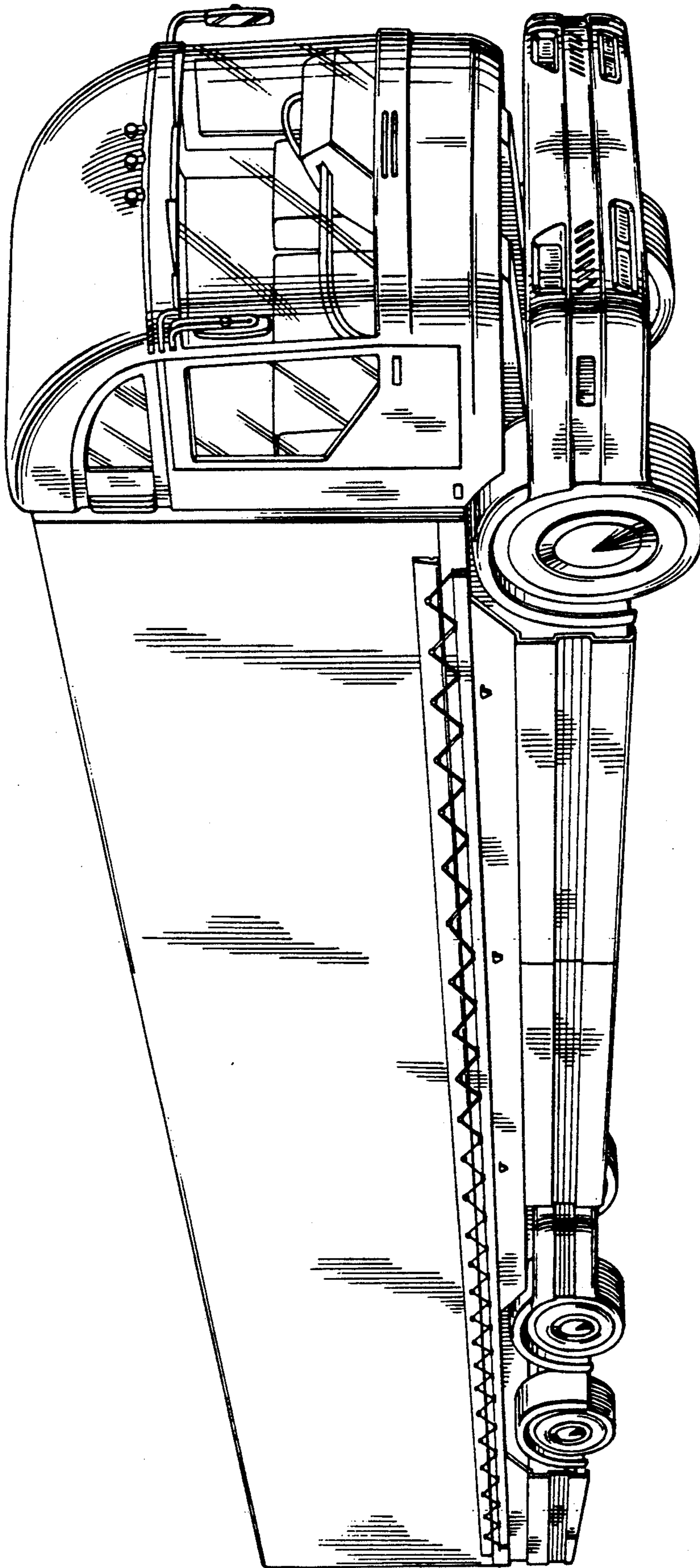


FIG. 1

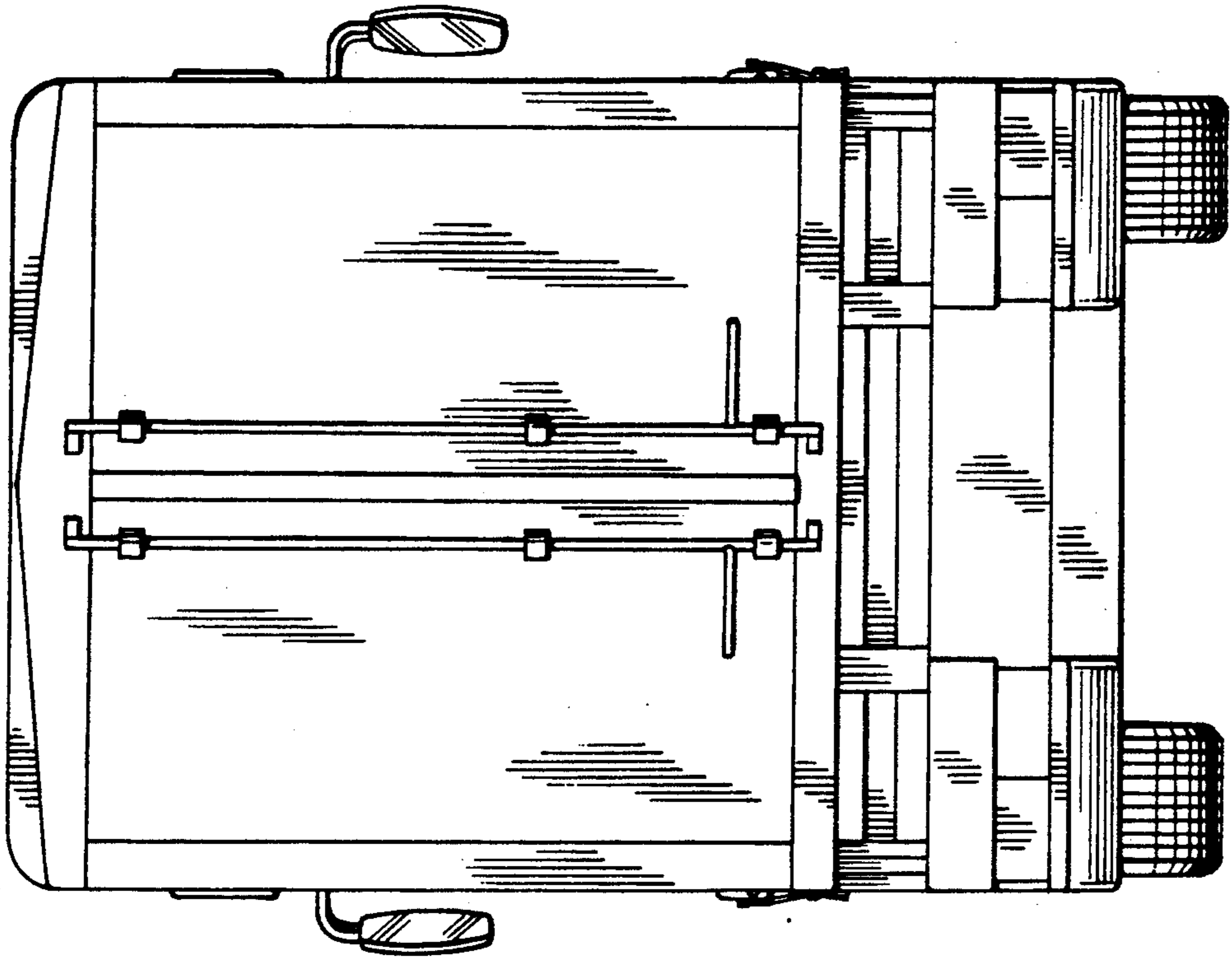


FIG. 3

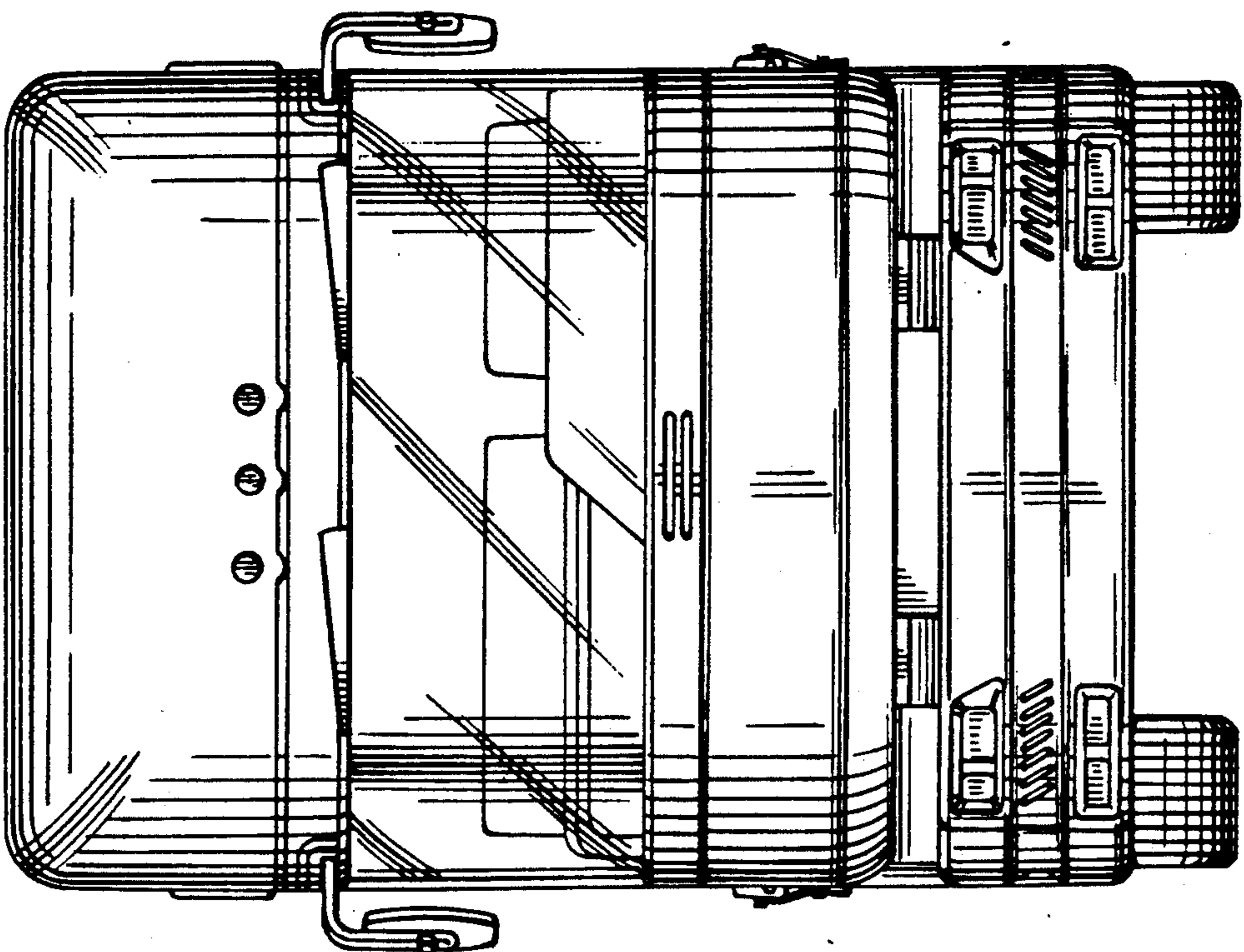


FIG. 2

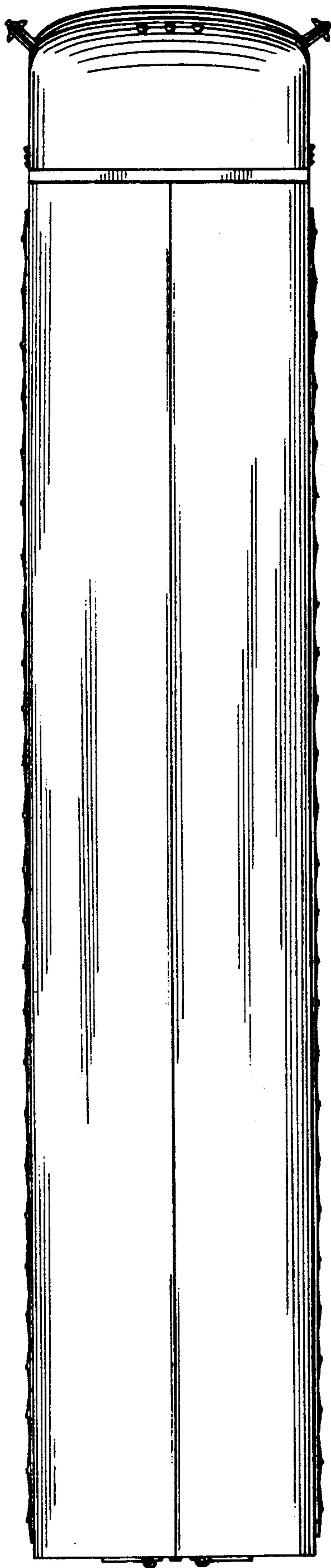


FIG. 4

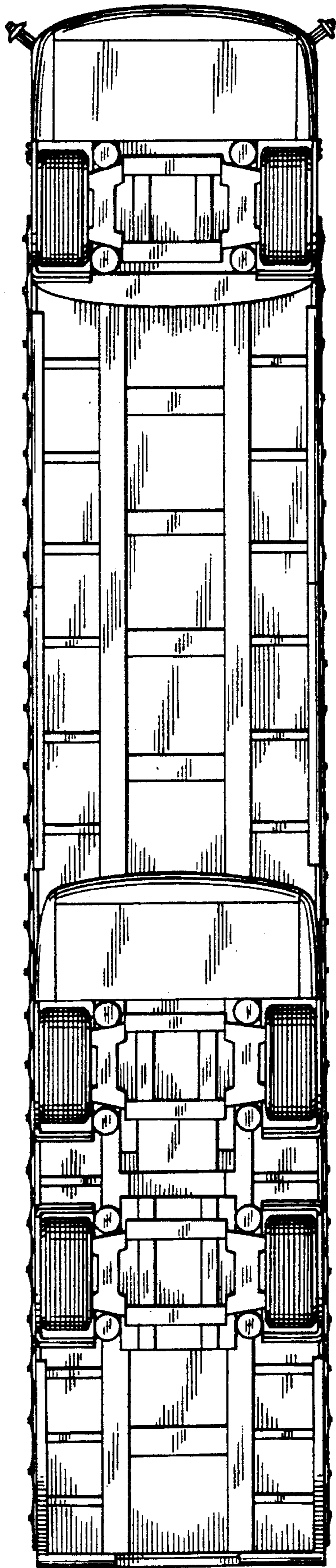


FIG. 5

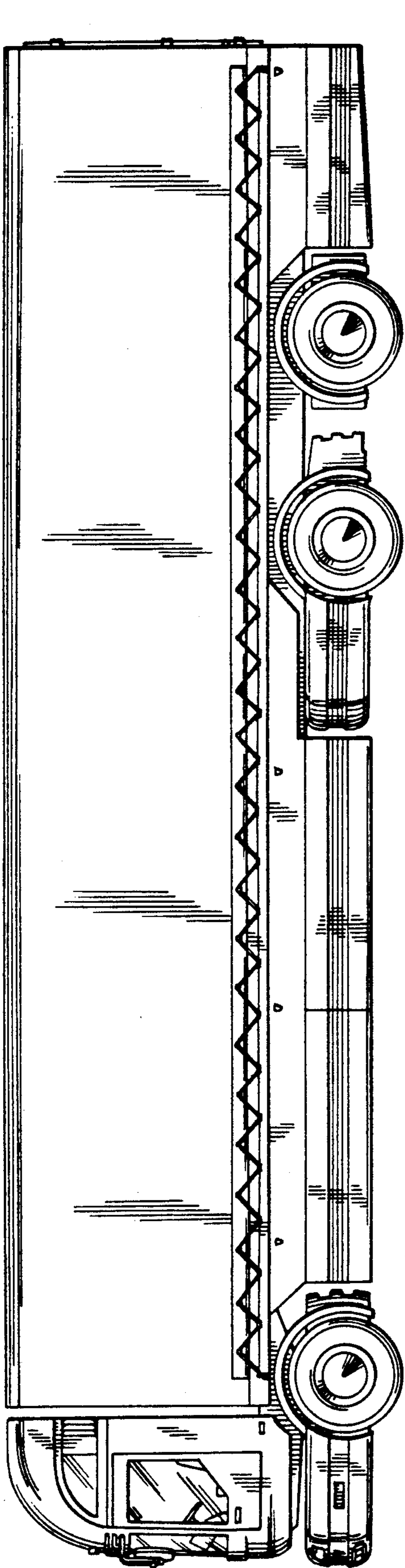


FIG. 6

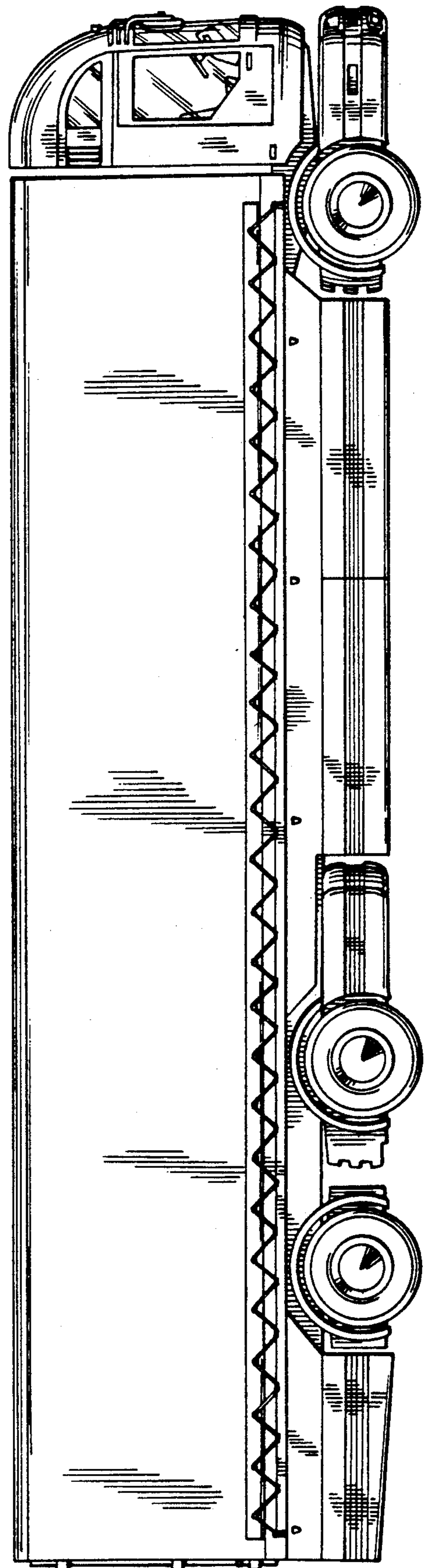


FIG. 7