

[54] TOOL SHANK FOR AN ABRASIVE ARTICLE

[76] Inventor: Nobuo Nishiki, #406, 15-7, Izuo 4-Chome, Sanko Dai-Roku Heights, Taisho-ku, Osaka-shi, Osaka-fu, Japan

[\*\*] Term: 14 Years

[21] Appl. No.: 92,935

[22] Filed: Sep. 4, 1987

[52] U.S. Cl. .... D8/70

[58] Field of Search ..... D8/61, 62, 68, 70; D15/126, 138, 139; 51/168, 206 R, 209 R, 394; 81/54, 436, 460, 461; 279/1 A, 1 L, 1 M, 1 P, 1 R, 1 S, 1 TS

[56] References Cited

U.S. PATENT DOCUMENTS

2,099,179	11/1937	Stainbrook	.....	51/209 R
3,142,138	7/1964	Kean et al.	.....	51/206 R
3,167,892	2/1965	Anecki	.....	51/168
4,237,659	12/1980	Welsch et al.	.....	51/168

OTHER PUBLICATIONS

Leichtung "Handys" Catalog, 10/1983, p. 56, center panel, Power Drill Screwdriver/Socketdriver. Black & Decker Power Tools & Access. catalog, ©1985, p. 46, lower three panels "screwdriver bit and socket sets" #71-378, #U1379, #U1382. ARCO, 3/1986, p. 9, Top right nut setter and top center bit holder.

Primary Examiner—Nelson C. Holtje  
Assistant Examiner—Gary D. Watson  
Attorney, Agent, or Firm—Fleit, Jacobson, Cohn, Price, Holman & Stern

[57] CLAIM

The ornamental design for a tool shank for an abrasive article, as shown and described.

DESCRIPTION

FIG. 1 is a front elevational view of a tool shank for an abrasive article showing my new design, the rear elevational view is a mirror image thereof; FIG. 2 is a right end elevational view thereof; FIG. 3 is a top plan view thereof, the bottom plan view is a mirror image thereof; and FIG. 4 is a left end elevational view thereof. The rear and bottom views are mirror images of the front and plan views, respectively.

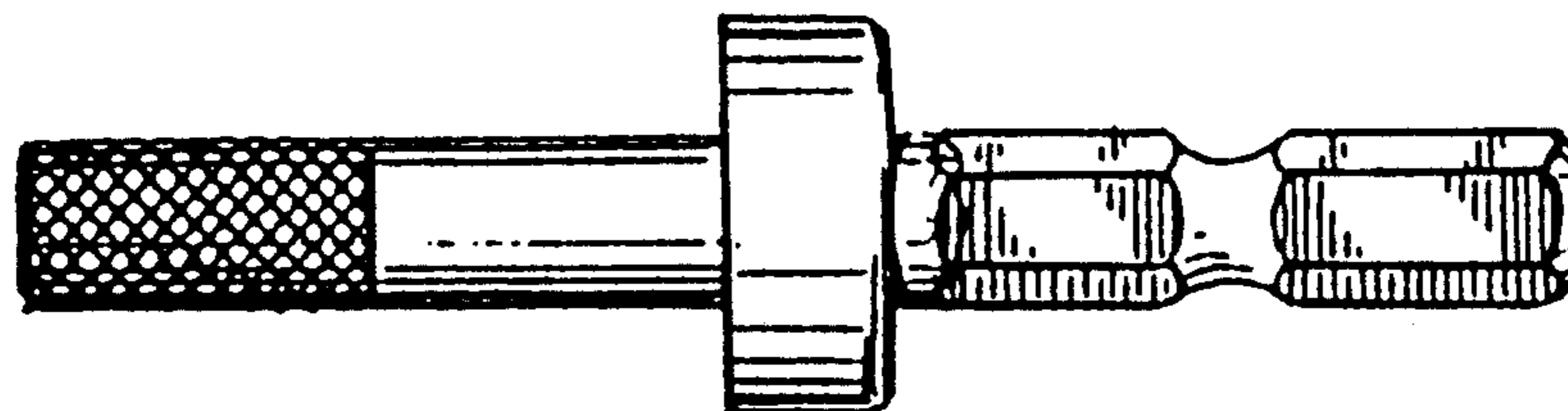


FIG. 1

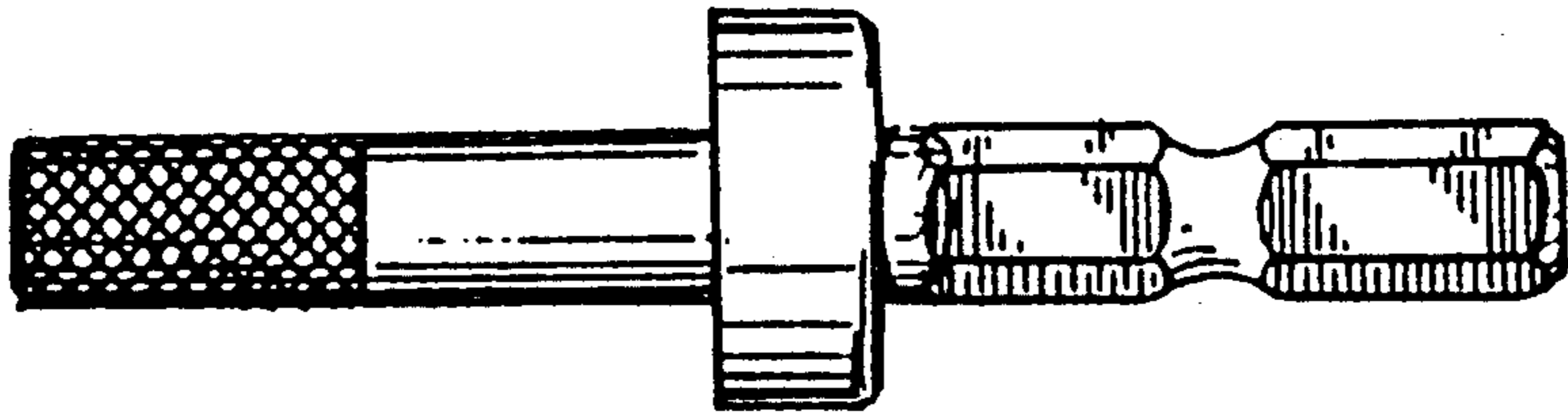


FIG. 2

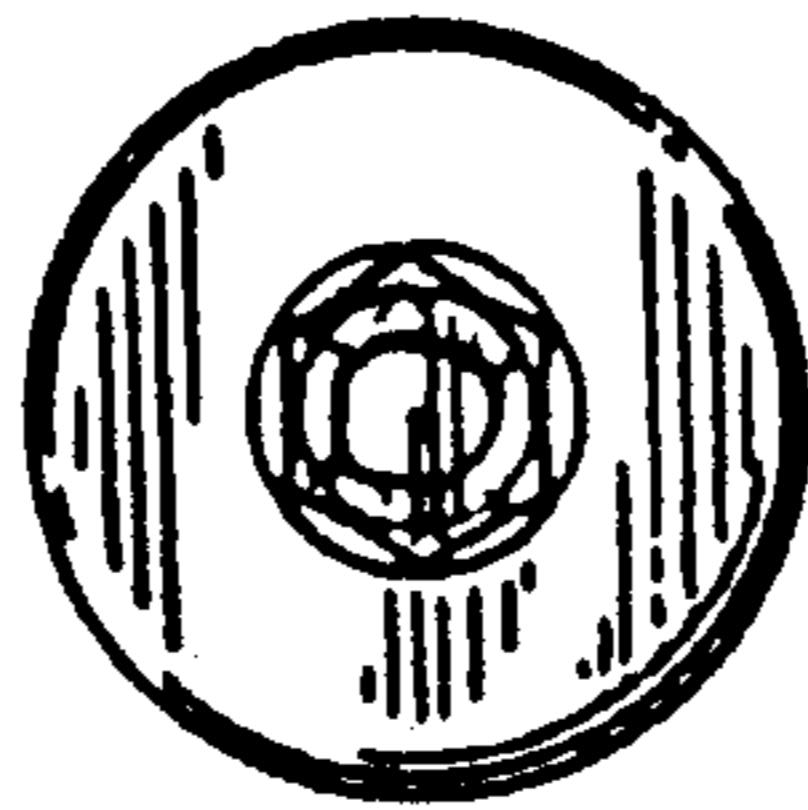


FIG. 3

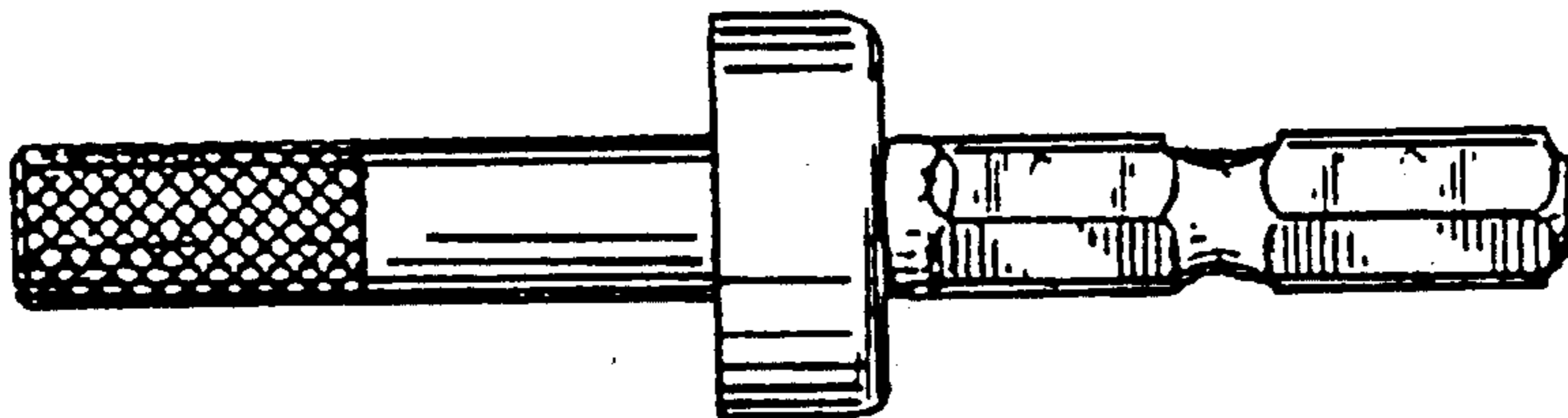
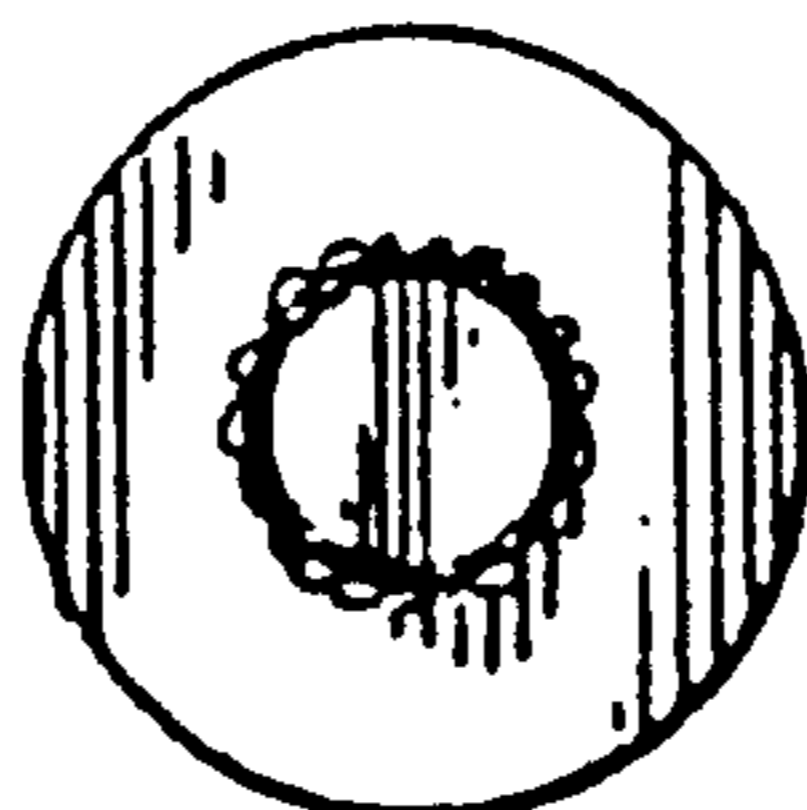


FIG. 4



UNITED STATES PATENT AND TRADEMARK OFFICE  
**CERTIFICATE OF CORRECTION**

PATENT NO. : D317 393  
DATED : June 11, 1991  
INVENTOR(S) : Nobuo NISHIKI

It is certified that error appears in the above-identified patent and that said Letters Patent is hereby corrected as shown below:

Title page, item (75):

Please insert the inventor's new address

--No. 406, Sanko Dai-Roku Heights,  
15-7, Izuo 4-chome, Taisho-ku,  
Osaka-shi, Osaka-fu, Japan--.

Signed and Sealed this  
Fifteenth Day of June, 1993

Attest:



MICHAEL K. KIRK

Attesting Officer

Acting Commissioner of Patents and Trademarks