

United States Patent [19]

Fujisawa et al.

[11] Patent Number: Des. 317,367

[45] Date of Patent: ** Jun. 4, 1991

[54] ELECTRIC NAIL POLISHER

[75] Inventors: Maki Fujisawa; Misako Takahashi, both of Tokyo; Kazue Tsurui, Abiko; Yuko Urushihara, Tokyo; Moritaka Taniguchi, Tachikawa; Kazuko Kubomura, Tokyo; Chiho Yokota, Yokosuka; Akiko Kubota, Tokyo; Kiwako Nagai, Fukuoka, all of Japan

[73] Assignee: Kyushu Hitachi Maxell, Ltd., Fukuoka, Japan

[**] Term: 14 Years

[21] Appl. No.: 208,030

[22] Filed: Jun. 17, 1988

[30] Foreign Application Priority Data

Dec. 18, 1987 [JP] Japan 62-51869

[52] U.S. Cl. D28/58

[58] Field of Search D8/61; D28/56, 57, 58, D28/59; 132/73, 73.5, 73.6, 75.4, 75.6, 76.4

[56] References Cited

U.S. PATENT DOCUMENTS

D. 253,675 12/1979 Rakocy et al. D28/58

D. 256,171 7/1980 Tomaro D28/58
D. 305,093 12/1989 Hoshino et al. D8/61
4,643,207 2/1987 Grahame 132/73.6

OTHER PUBLICATIONS

Hong Kong Enterprise Cat., 11/86, p. 113, Hot Combs.

Primary Examiner—Melvin B. Feifer

Assistant Examiner—Philip Hyder

Attorney, Agent, or Firm—Birch, Stewart, Kolasch & Birch

[57] CLAIM

The ornamental design for electric nail polisher, as shown and described.

DESCRIPTION

FIG. 1 is a front elevational view of an electric nail polisher showing our new design, with cap removed for clarity of illustration;

FIG. 2 is a right side elevational view thereof, the left side view being a mirror image;

FIG. 3 is a rear elevational view thereof;

FIG. 4 is a top plan view thereof;

FIG. 5 is a bottom view thereof; and

FIG. 6 is a front elevational view thereof with the cap in place, the opposite side of the cap appearing the same.

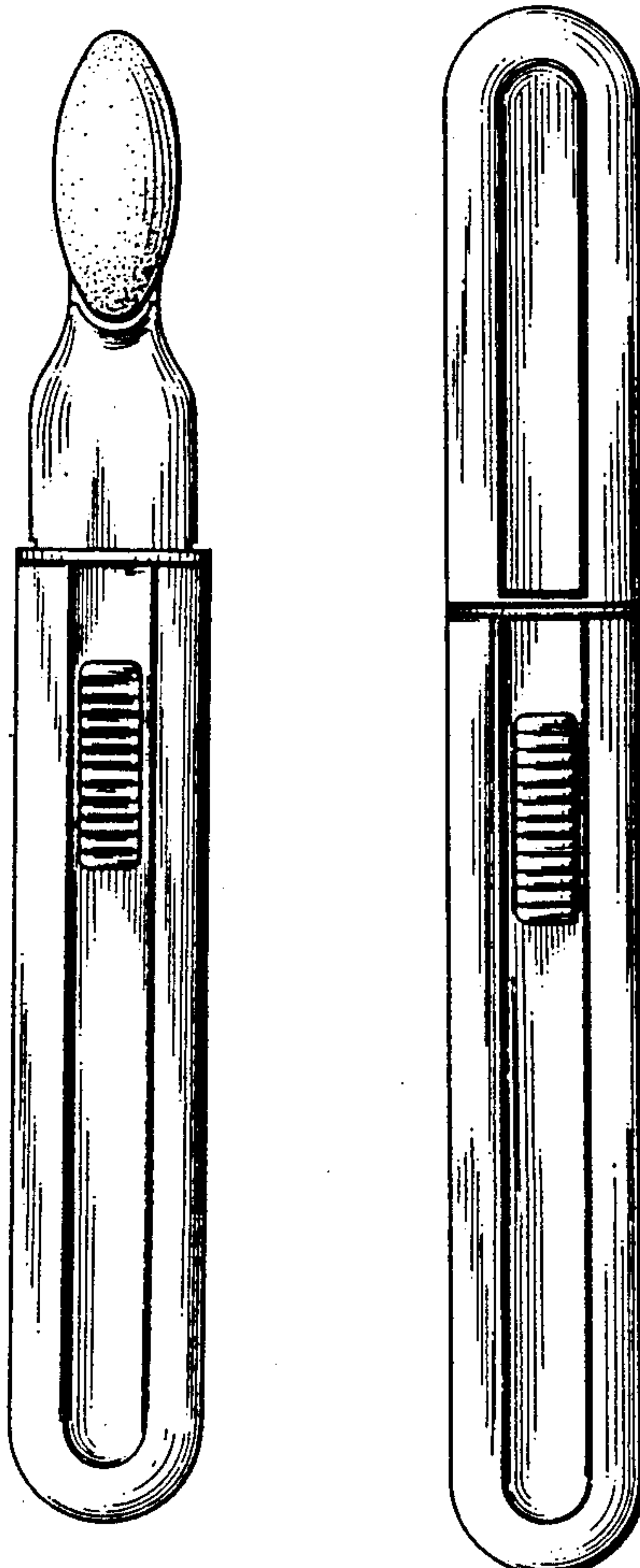


Fig. 1

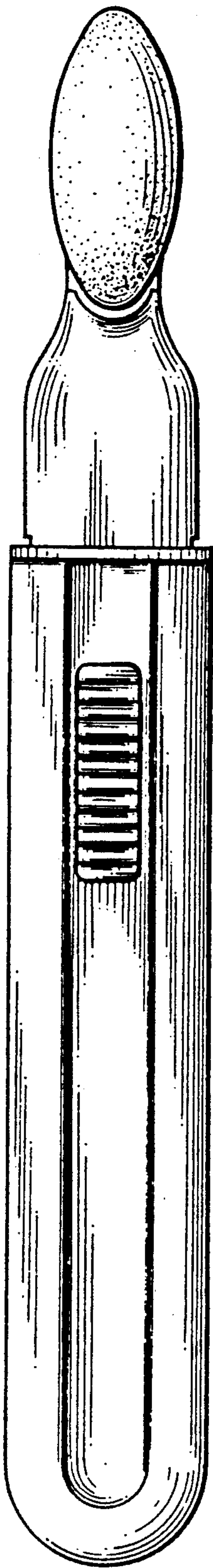


Fig. 2




Fig. 3




Fig. 4




Fig. 5

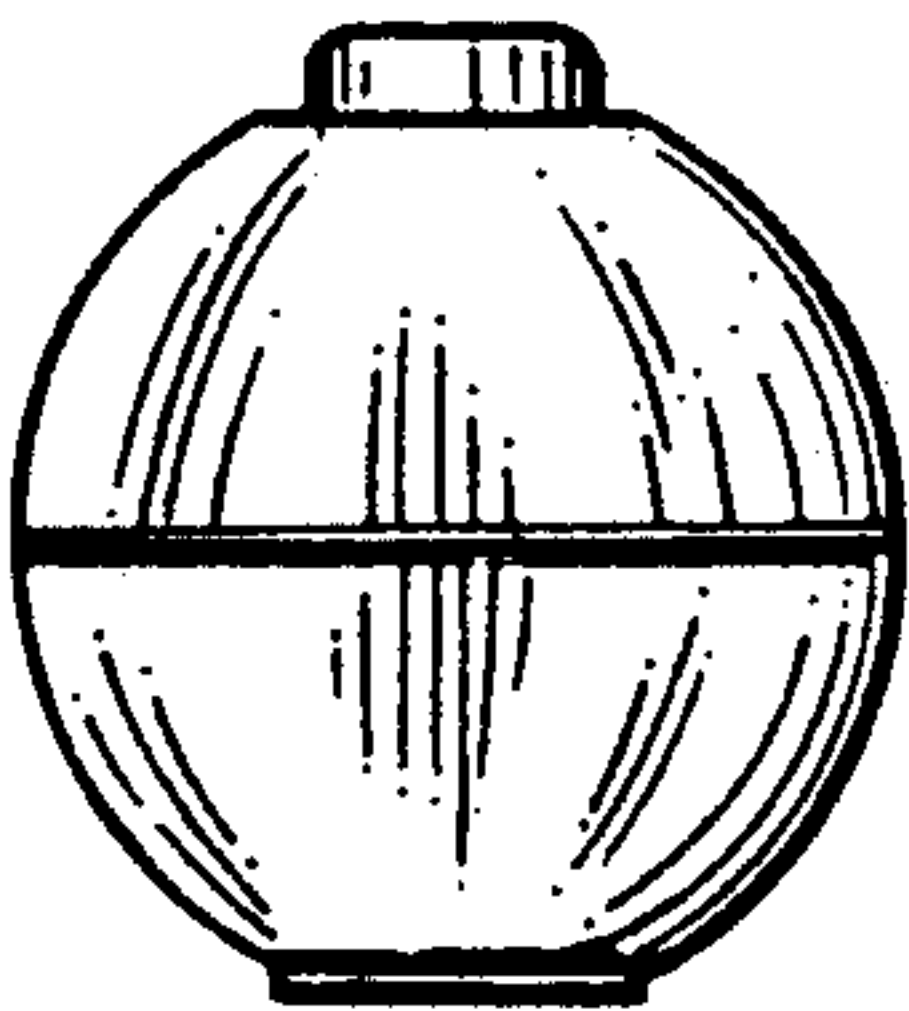


Fig. 6

