

[54] **BATH TUB**

[76] **Inventor: Jean-Claude Delepine, 23, rue Clapeyron, 75008 Paris, France**

[**] **Term: 14 Years**

[21] **Appl. No.: 234,282**

[22] **Filed: Aug. 19, 1988**

[30] **Foreign Application Priority Data**

Feb. 29, 1988 [FR] France DM/010 373

[52] **U.S. Cl. D23/281**

[58] **Field of Search D23/270-275, D23/276-283, 303, 304; D24/38, 36; 4/538, 539, 541-544, 546, 548, 549, 559, 571-579, 582-584, 589-594; 128/66, 369**

[56] **References Cited**

U.S. PATENT DOCUMENTS

- D. 214,270 5/1969 Bonsack D23/55
- D. 225,225 11/1972 Russell D23/279
- D. 234,547 3/1975 Nicollet D83/1 C
- D. 237,616 11/1975 Gordon D23/277
- D. 240,084 5/1976 Melchior D23/55 X
- D. 241,643 9/1976 Bonsack D23/55
- D. 250,828 1/1979 Clement D23/55
- D. 250,829 1/1979 Clement D23/55
- D. 250,830 1/1979 Clement D23/55
- D. 250,962 1/1979 Bonsack D23/55
- D. 253,367 11/1979 Weaver D23/55
- D. 254,387 3/1980 Ogden D23/55
- D. 260,288 8/1981 D'Innocente et al. D24/38
- D. 260,429 8/1981 Myers D24/38
- D. 264,505 5/1982 Reineman D24/38

- D. 267,198 12/1982 Huguet D24/38
- D. 267,271 12/1982 Kingsley et al. D24/38
- D. 271,522 11/1983 Wiley D24/38
- D. 274,835 7/1984 Gruber D23/55
- D. 277,985 3/1985 Kingsley D24/38
- D. 284,890 7/1986 Delepine D24/38
- D. 286,811 11/1986 Diamond D23/55
- D. 287,620 1/1987 Delepine D24/38
- D. 290,390 6/1987 Diamond D23/69
- D. 290,995 7/1987 Diamond D23/69
- D. 313,844 1/1991 Gruber D23/281
- 1,284,171 11/1918 Barnhart .
- 1,315,643 9/1919 Schwartz .
- 1,962,076 10/1933 Jadkowski 4/173
- 1,979,596 11/1934 Woolfolk D23/281 X
- 2,529,568 11/1950 O'Hara 4/173
- 2,569,825 10/1951 Otis 5/590
- 4,339,833 7/1982 Mandell 4/542

FOREIGN PATENT DOCUMENTS

418820 3/1947 Italy 4/584

Primary Examiner—Susan J. Lucas

Attorney, Agent, or Firm—Fisher, Christen & Sabol

[57] **CLAIM**

The ornamental design for the bath tub, as shown and described.

DESCRIPTION

FIG. 1 is a top plan view of a bath tub showing my new design;

FIG. 2 is a front elevational view thereof;

FIG. 3 is a right side elevational view thereof, the left side being a mirror image;

FIG. 4 is a rear elevational view thereof.


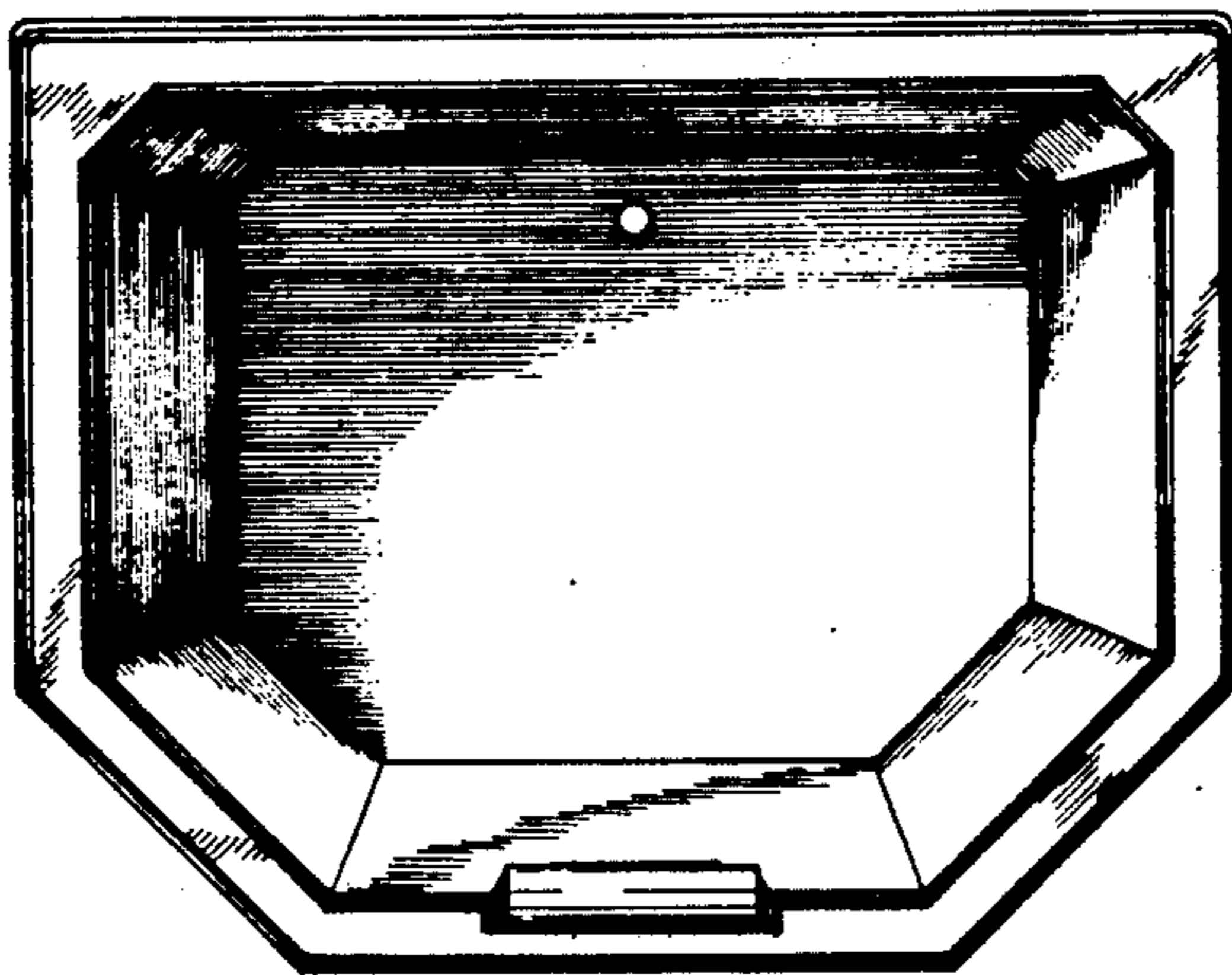


FIG. 1

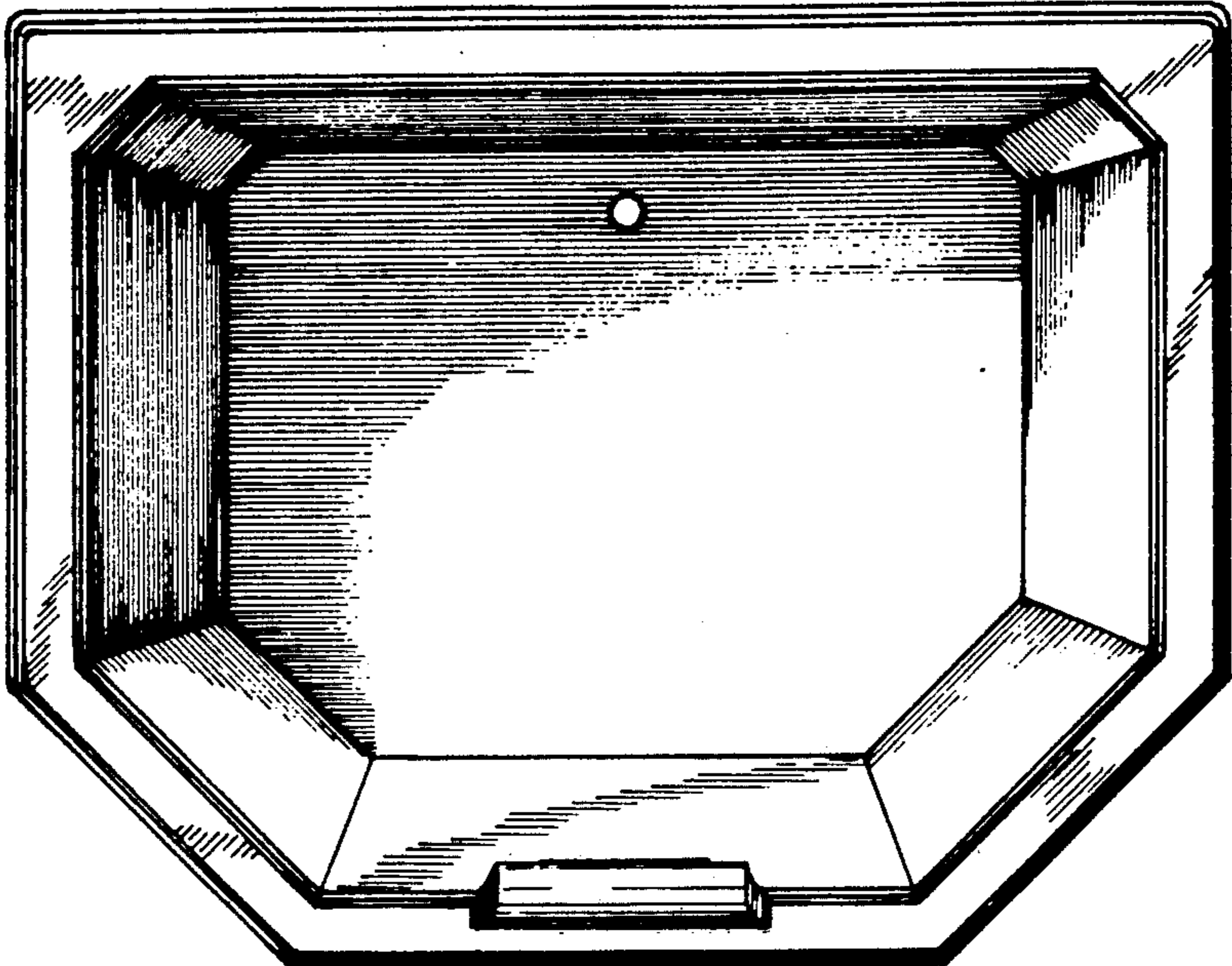


FIG. 2

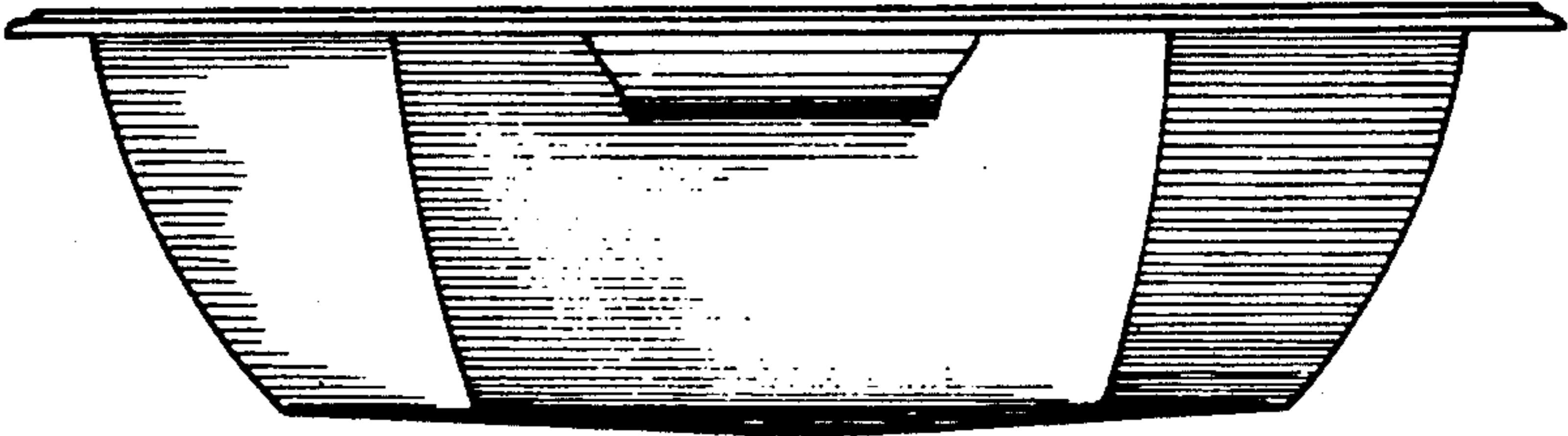


FIG. 3

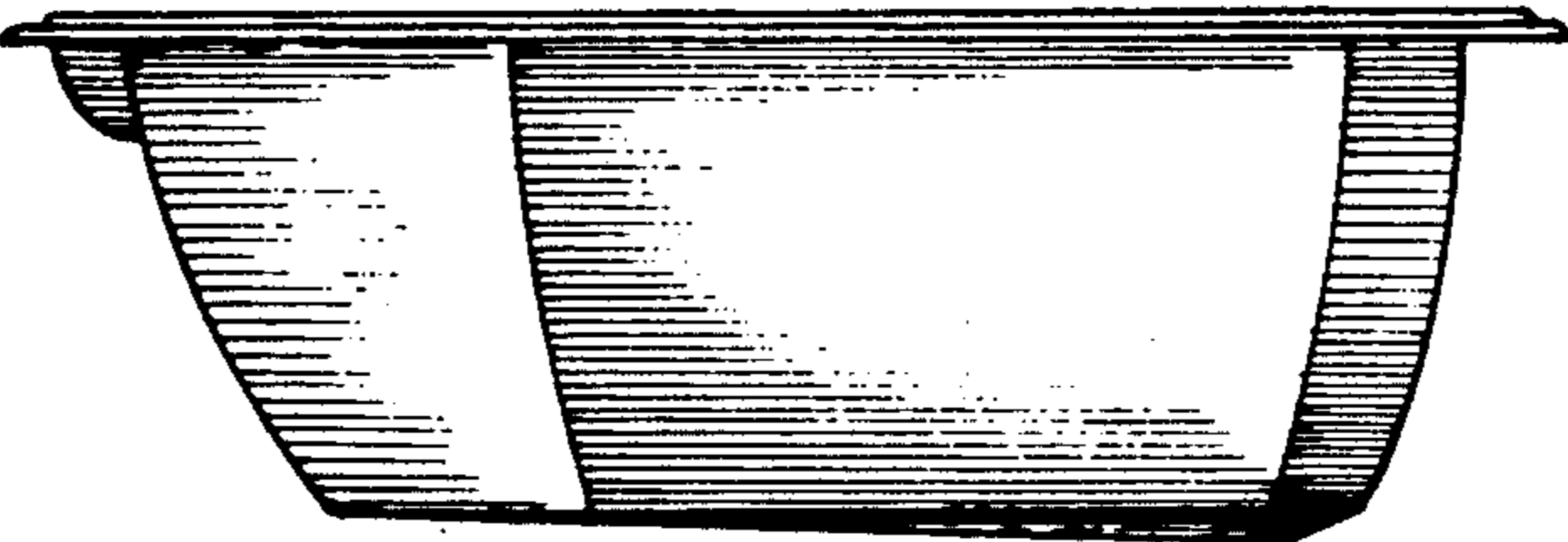


FIG. 4

