

[54] **ELECTRONIC GAME**

[75] **Inventor: Doric Fung, Quarry Bay, Hong Kong**

[73] **Assignee: Video Technology Industries, Inc.,
Wheeling, Ill.**

[**] **Term: 14 Years**

[21] **Appl. No.: 182,320**

[22] **Filed: Apr. 15, 1988**

[30] **Foreign Application Priority Data**

Nov. 6, 1987 [GB] United Kingdom 1046113

[52] **U.S. Cl. D19/60**

[58] **Field of Search D19/59, 60, 61, 62,
D19/63, 64; D14/100, 101, 151, 150, 140, 130,
125, 124, 144, 142; D21/13; D10/46.1; D28/76,
77, 83, 99; D18/11; D24/31; 40/533; 434/224,
227, 308, 195, 228, 365, 196, 207, 170, 172, 327,
335, 337, 322, 323, 324, 230, 326, 231, 232, 319,
320, 321, 314, 315, 316, 173**

[56]

References Cited

U.S. PATENT DOCUMENTS

D. 234,360	2/1975	Duncan	D19/60
D. 234,950	4/1975	Aumann	D19/60
D. 256,028	6/1980	Lawrence et al.	D19/60
D. 280,217	8/1985	Tomozawa et al.	D18/7 X
D. 308,510	6/1990	Cheung	D21/13
3,729,836	5/1973	Mayeda	434/335
3,771,255	11/1973	Carabet et al.	434/314 X
4,001,947	1/1977	Kilby	434/321
4,639,225	1/1987	Washizuka	434/308

Primary Examiner—Wallace R. Burke
Assistant Examiner—Pamela J. Schmidt
Attorney, Agent, or Firm—Dick and Harris

[57]

CLAIM

The ornamental design for an electronic game, as shown and described.

DESCRIPTION

FIG. 1 is a top plan view of an electronic game showing my new design;

FIG. 2 is a left side elevational view thereof;

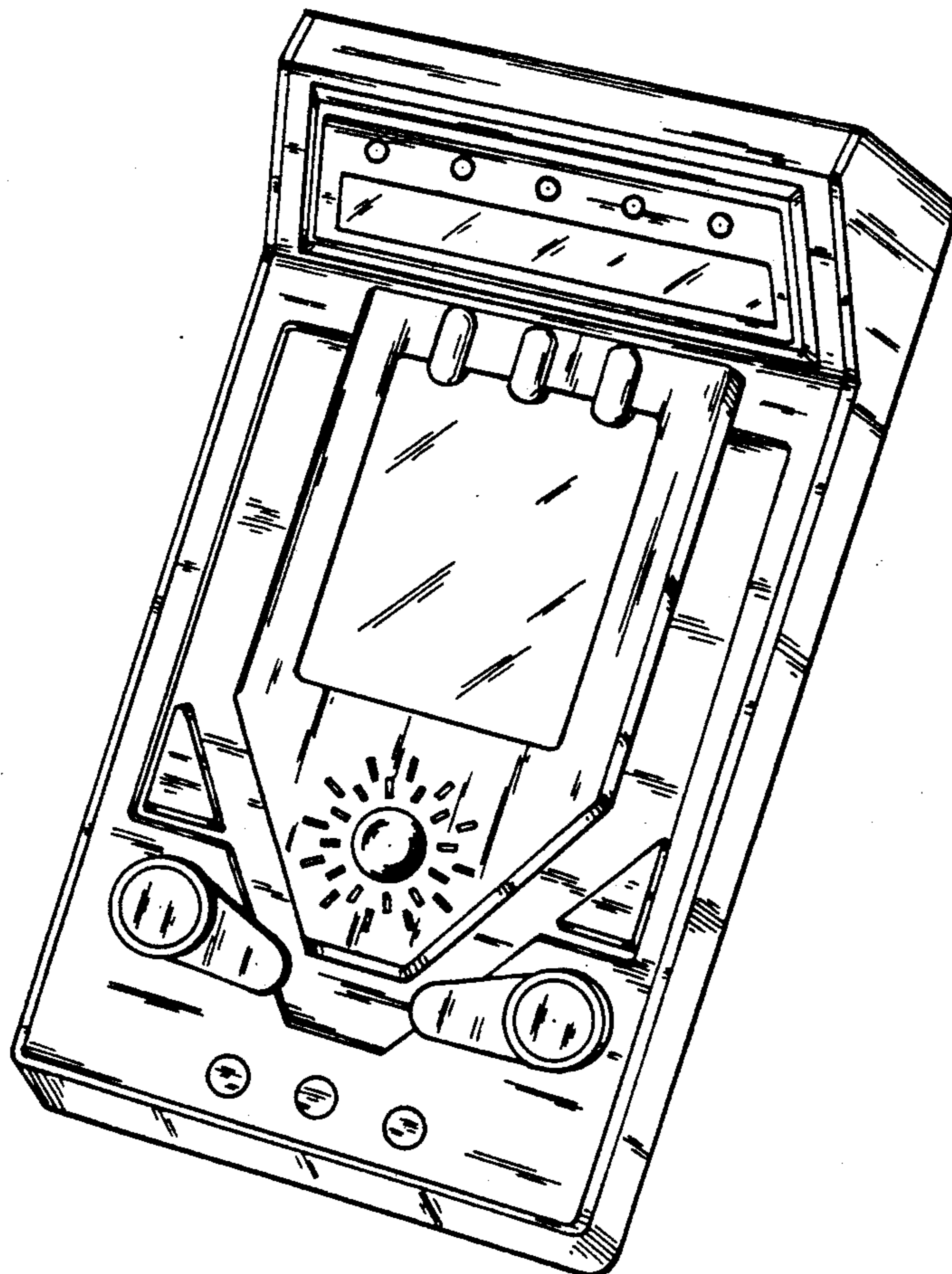
FIG. 3 is a right side elevational view thereof;

FIG. 4 is a rear elevational view thereof;

FIG. 5 is a front elevational view thereof;

FIG. 6 is a bottom plan view thereof; and

FIG. 7 is an enlarged top perspective view thereof.






FIG. 4

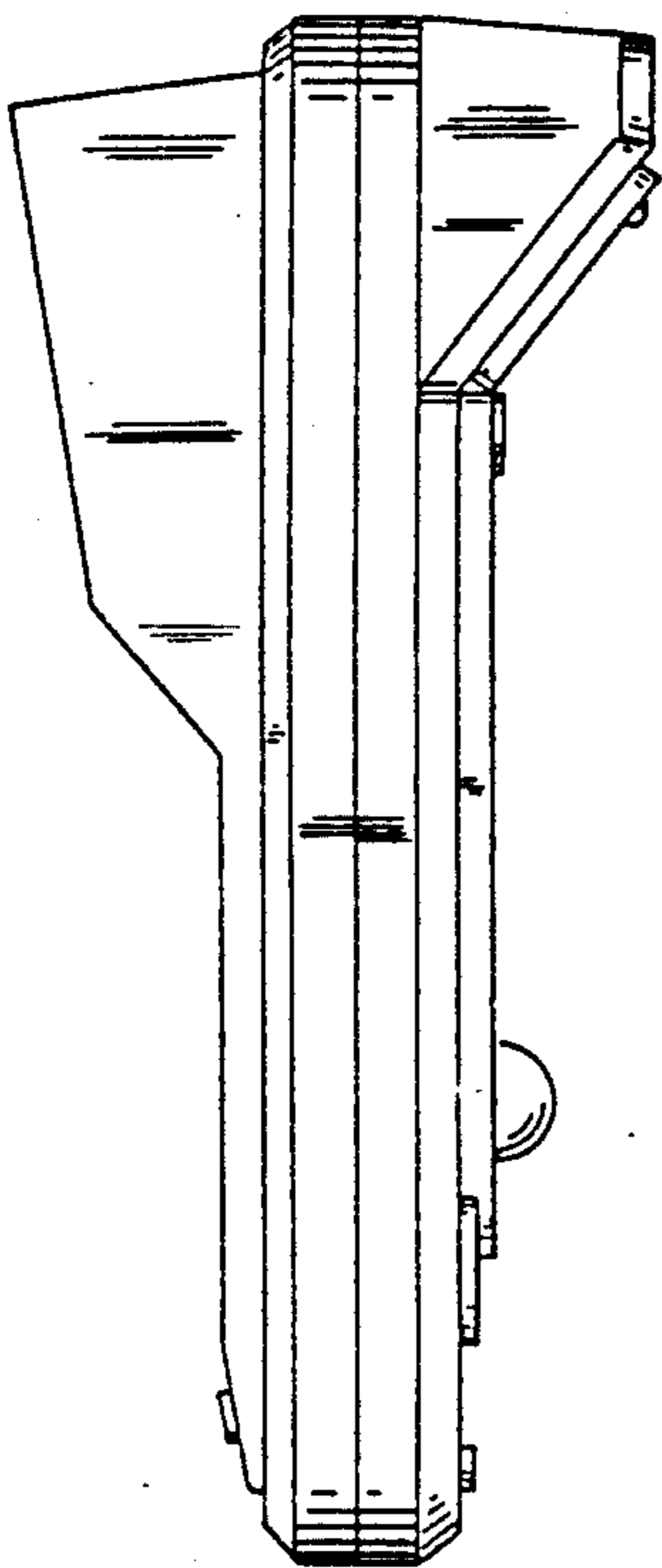


FIG. 2




FIG. 1

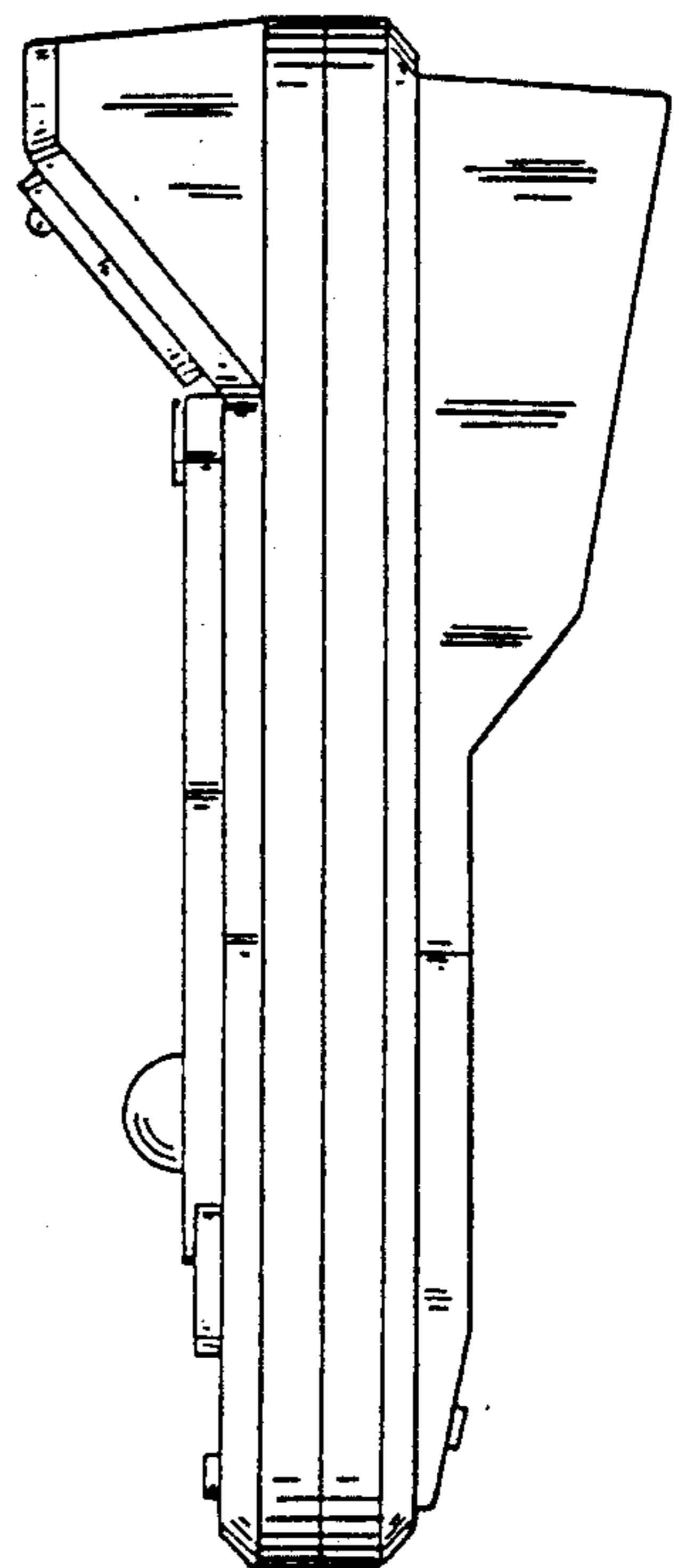


FIG. 3

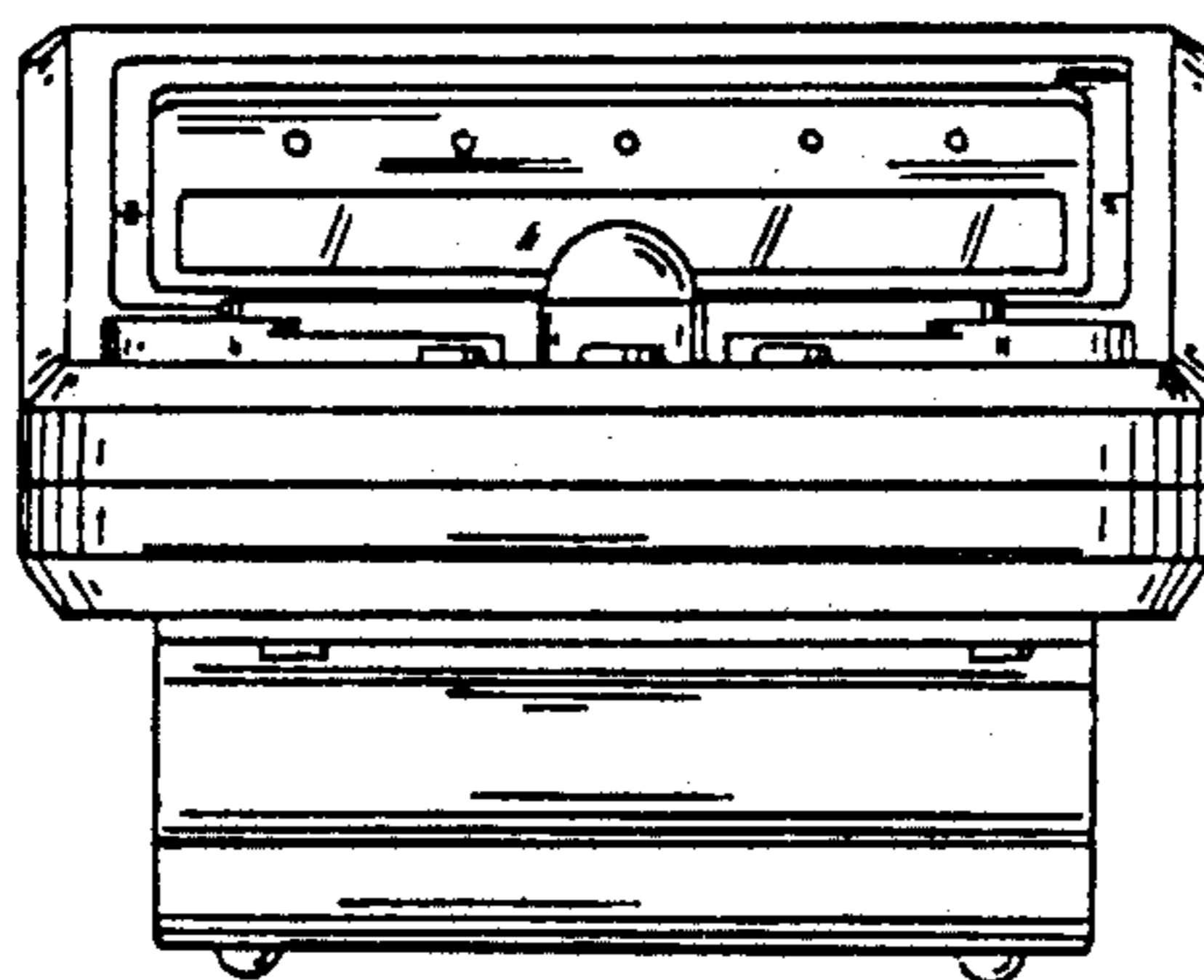


FIG. 5




FIG.6

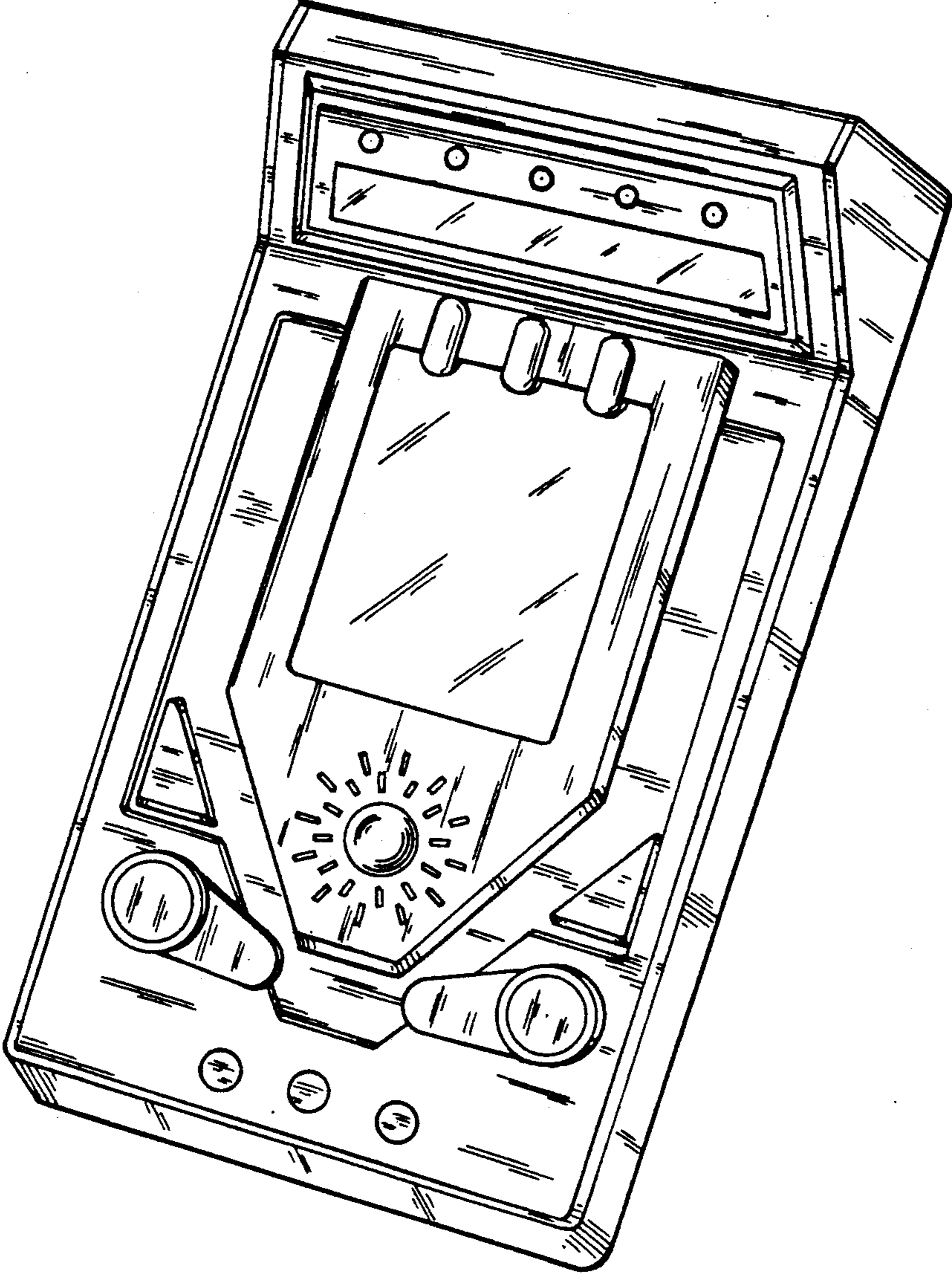


FIG. 7