

[54] **CAP FOR WRITING TOOLS**

[75] **Inventor: C. H. Chuang, Taipei, Taiwan**

[73] **Assignee: Pioneer Industrial Corp., Taipei, Taiwan**

[**] **Term: 14 Years**

[21] **Appl. No.: 262,661**

[22] **Filed: Oct. 25, 1988**

[52] **U.S. Cl. D19/57; D19/51; D19/56**

[58] **Field of Search D19/35, 36, 41-51, D19/54-58; 401/192, 243, 244, 245, 246, 247**

[56] **References Cited**

U.S. PATENT DOCUMENTS

D. 254,315	2/1980	Carre	D19/51
D. 259,642	6/1981	Gomez	D19/57 X
D. 259,793	7/1981	Carre	D19/51
D. 263,482	3/1982	Carre	D19/51
D. 270,843	10/1983	Itoh	D19/51
D. 273,400	4/1984	Zierhut	D19/57
D. 305,245	12/1989	Chuang	D19/41 X

D. 310,542	9/1990	Regnault	D19/43
D. 310,684	9/1990	Itoh	D19/57
D. 312,658	12/1990	Sumino	D19/36

Primary Examiner—Bruce W. Dunkins
Assistant Examiner—Martha Thompson
Attorney, Agent, or Firm—Ladas & Parry

[57] **CLAIM**

The ornamental design for a cap for writing tools, as shown and described.

DESCRIPTION

FIG. 1 is a right front perspective view of a cap for writing tools showing my new design;
FIG. 2 is a front elevational view thereof;
FIG. 3 is a right side elevational view, the left side being a mirror image thereof;
FIG. 4 is a rear elevational view thereof;
FIG. 5 is a top plan view thereof;
FIG. 6 is a bottom plan view thereof; and
FIG. 7 is a right side elevational view thereof, the writing instrument depicted by means of broken lines being for illustrative purposes only and forming no part of the claimed design.



FIG. 1



FIG. 2



FIG. 3

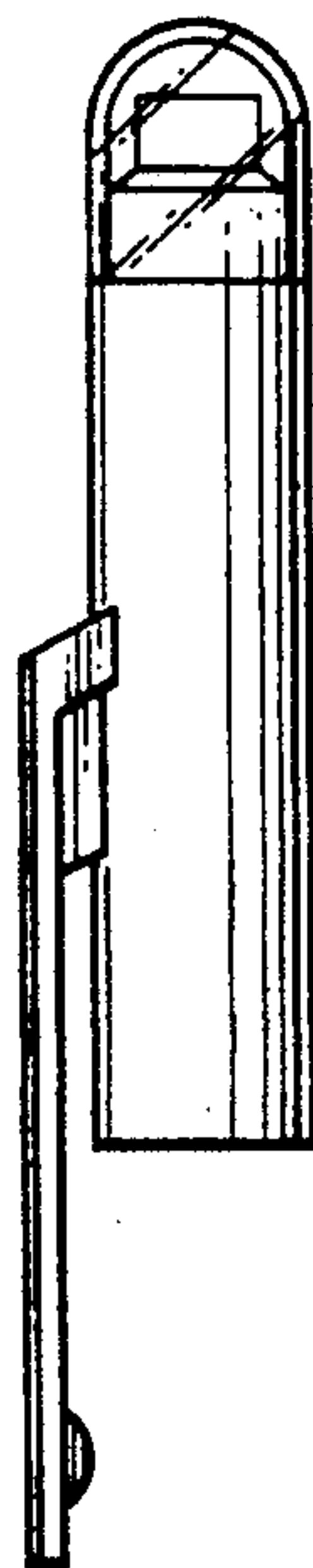


FIG.4




FIG.7



FIG.5

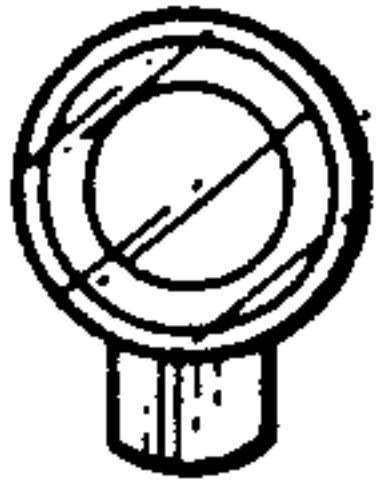


FIG.6

