

United States Patent [19]

Lue et al.

[11] Patent Number: **Des. 317,317**

[45] Date of Patent: **** Jun. 4, 1991**

[54] **35 MM CAMERA**

[75] Inventors: **Fang-Hsiang Lue, Chung Ho;
Chung-Song Won, Bachaiu, both of
Taiwan**

[73] Assignee: **Platon Precision Industries Co., Ltd.,
Taipen Hsien, Taiwan**

[**] Term: **14 Years**

[21] Appl. No.: **241,542**

[22] Filed: **Sep. 2, 1988**

[52] U.S. Cl. **D16/213; D16/209**

[58] Field of Search **D16/200, 202, 203, 204,
D16/208, 209, 211, 213, 216-218; 354/79, 126,
149.11, 187, 288**

[56] **References Cited**

U.S. PATENT DOCUMENTS

D. 244,055 4/1977 Shimano et al. D16/213
D. 246,717 12/1977 Ooya D16/213
D. 248,306 6/1978 Pinchuk D16/213
D. 250,121 10/1978 Waaske D16/213
4,341,449 7/1982 Iwata et al. 354/149.11

Primary Examiner—Bernard Ansher
Attorney, Agent, or Firm—Ostrager & Chung

[57] **CLAIM**

The ornamental design for a 35 mm camera, as shown.

DESCRIPTION

FIG. 1 is a top plan view of a 35 mm camera showing our design;

FIG. 2 is a left side elevational view thereof;

FIG. 3 is a front elevational view thereof;

FIG. 4 is a right side elevational view thereof;

FIG. 5 is a rear elevational view thereof; and

FIG. 6 is a bottom plan view thereof.

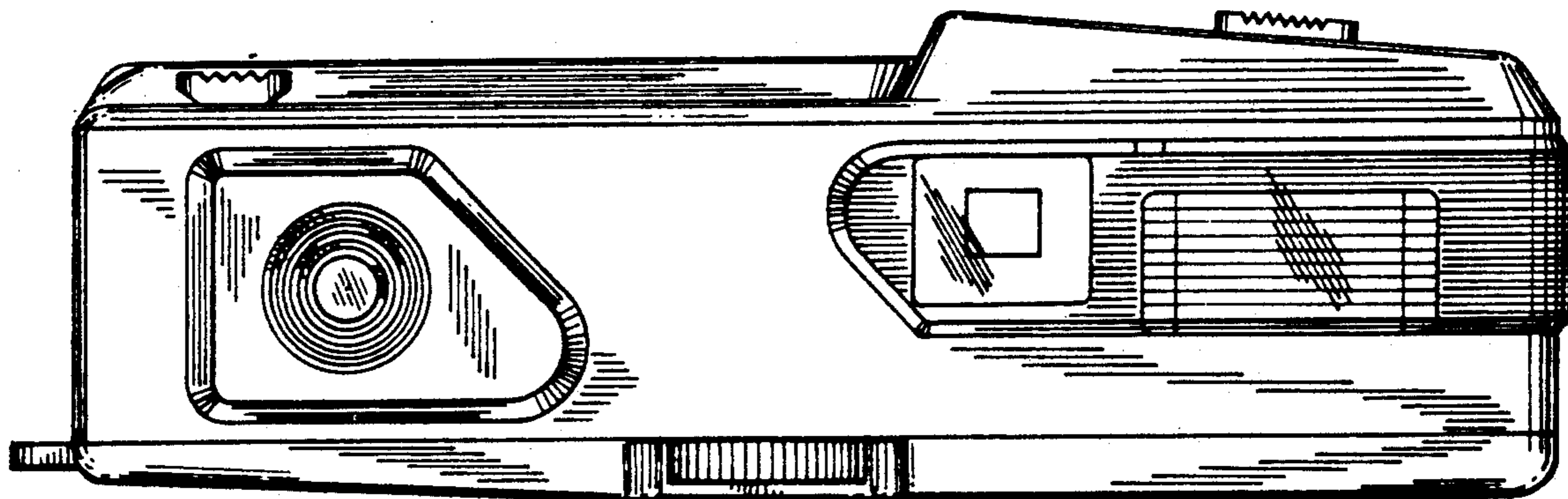


FIG. 1


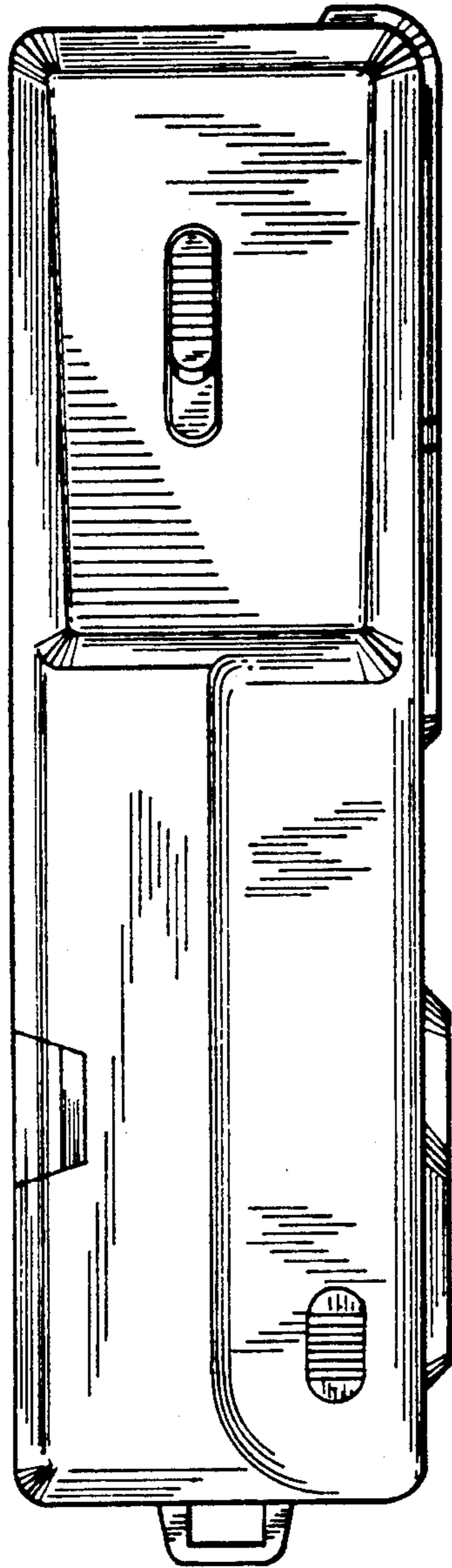


FIG. 2

FIG. 3

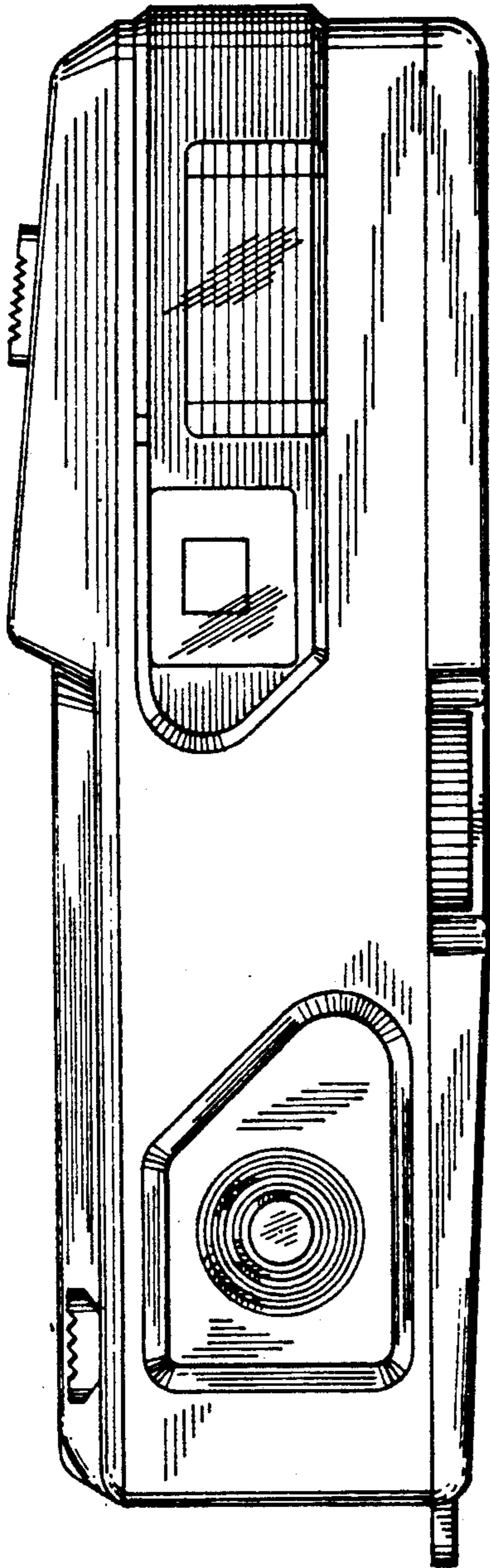


FIG. 4

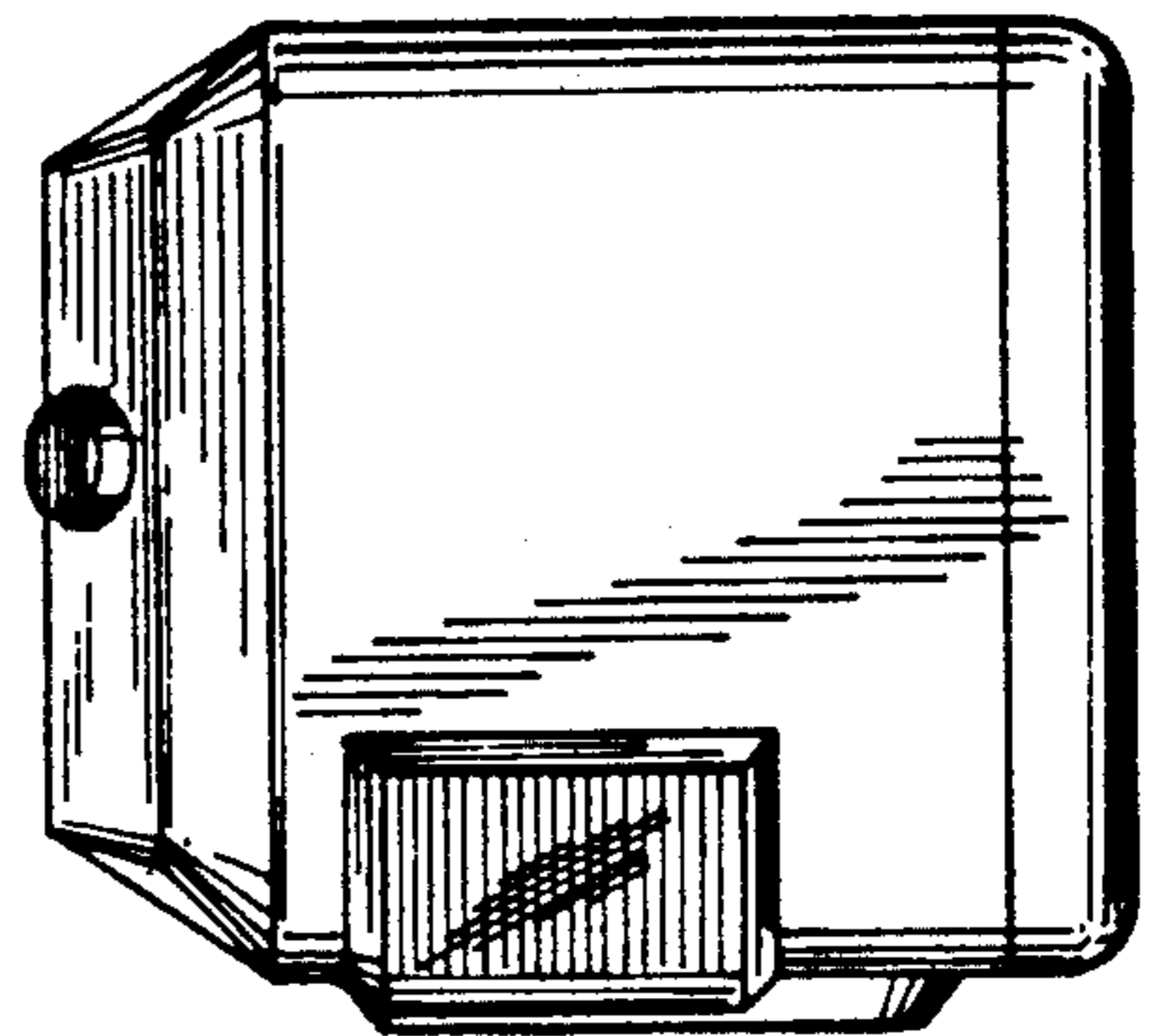


FIG. 5

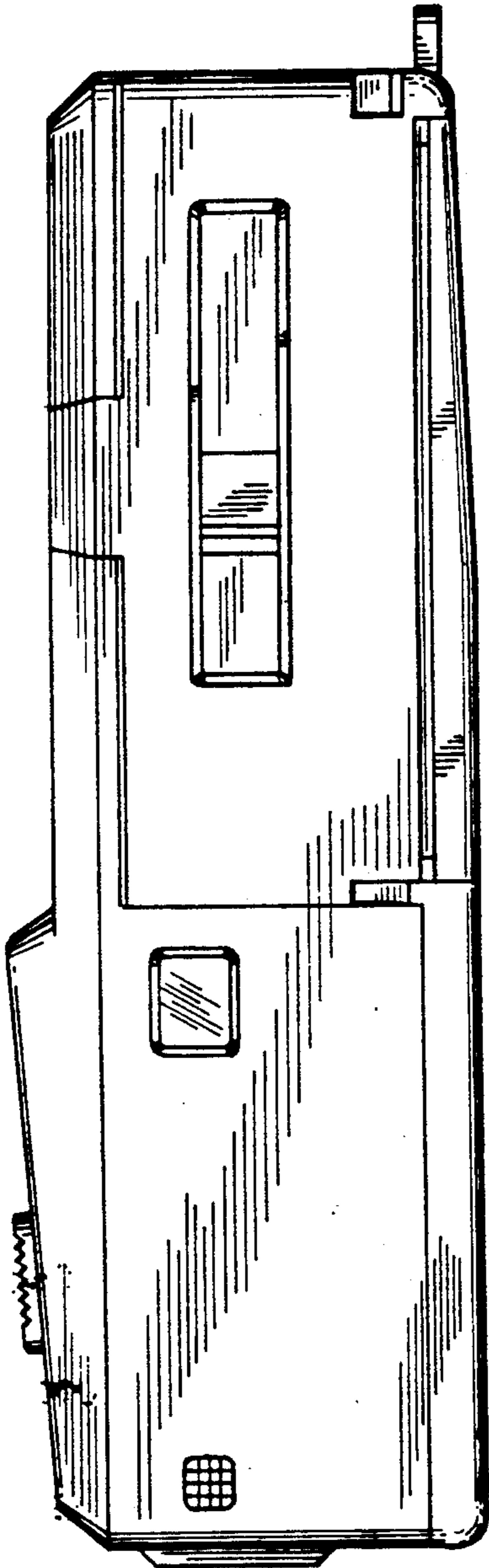


FIG. 6

