

[54] COMBINED REMOTE CONTROL AND FLASHLIGHT

[75] Inventor: Frederic W. Schwartz, Providence, R.I.

[73] Assignee: Cable Electric Products, Inc., Providence, R.I.

[**] Term: 14 Years

[21] Appl. No.: 188,008

[22] Filed: Apr. 29, 1988

[52] U.S. Cl. D14/217; D14/155; D13/168; D26/46

[58] Field of Search D14/218, 155; 358/194.1; 455/151, 352, 353, 354, 355, 605; D13/168; D26/46, 38

[56] References Cited

U.S. PATENT DOCUMENTS

- D. 239,763 5/1976 Freed D10/46
- D. 279,286 6/1985 Smith D13/184
- D. 280,494 9/1985 Abel D10/106

- D. 280,896 10/1985 Campbell D14/155
- D. 291,888 9/1987 Fong et al. D14/155
- D. 296,011 5/1988 Adams D26/46
- D. 303,657 9/1989 Mayo et al. D13/168
- D. 310,349 9/1990 Rowen D13/168
- D. 311,067 10/1990 Chabria D26/46

Primary Examiner—Melvin B. Feifer
Assistant Examiner—Philip Hyder
Attorney, Agent, or Firm—Paul J. Sutton

[57] CLAIM

The ornamental design for a combined remote control and flashlight, as shown and described.

DESCRIPTION

FIG. 1 is a perspective view of a combined remote control and flashlight showing my new design; FIG. 2 is a front elevational view thereof; FIG. 3 is a left side elevational view thereof, the opposite side being a mirror image; FIG. 4 is a rear elevational view thereof; FIG. 5 is a top plan view thereof; and FIG. 6 is a bottom plan view thereof.




FIG. 1

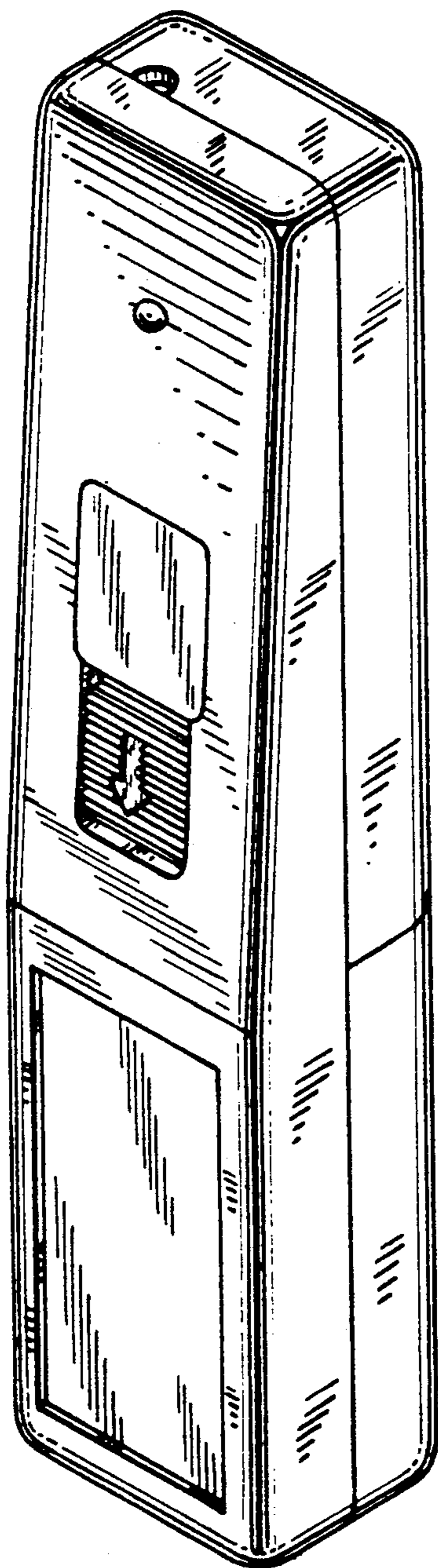


FIG. 2

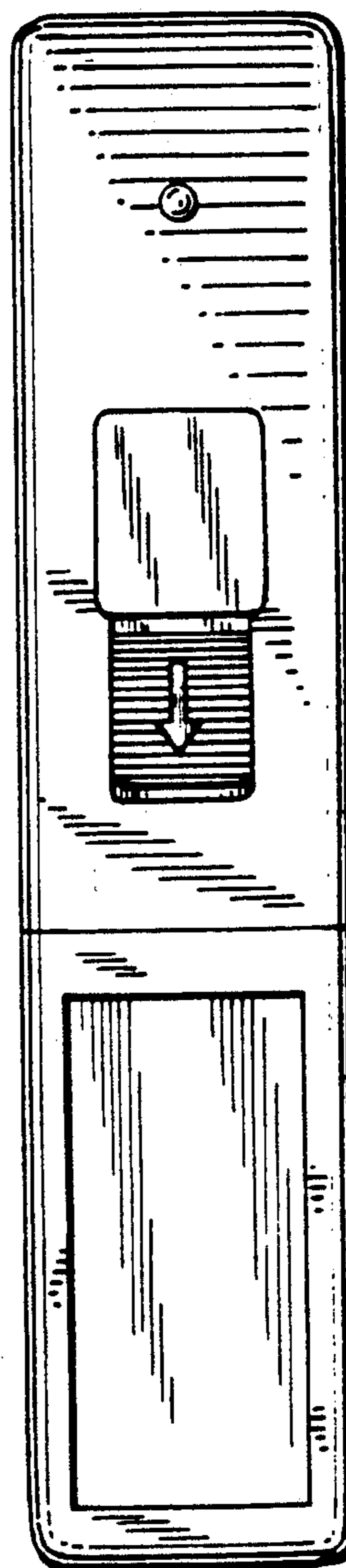


FIG. 3

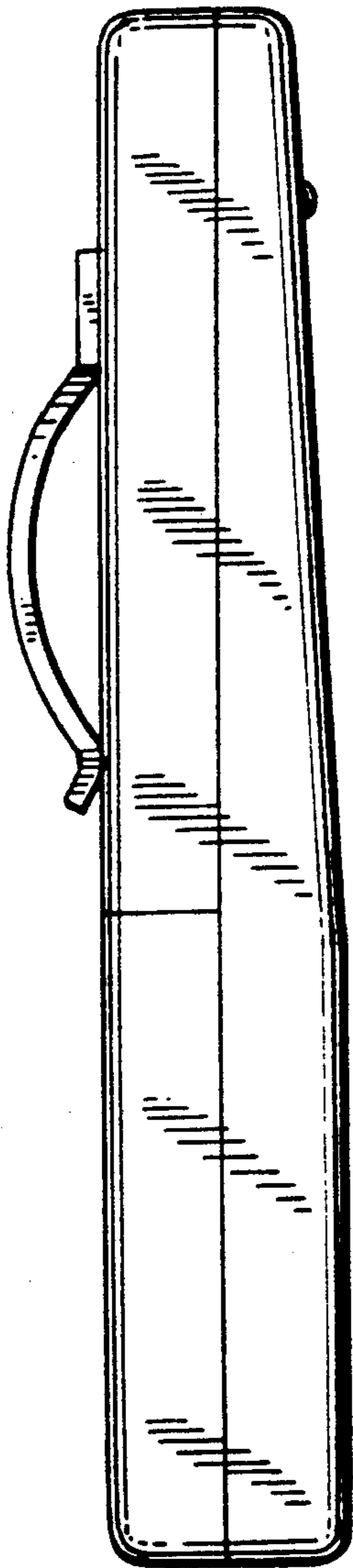


FIG. 4

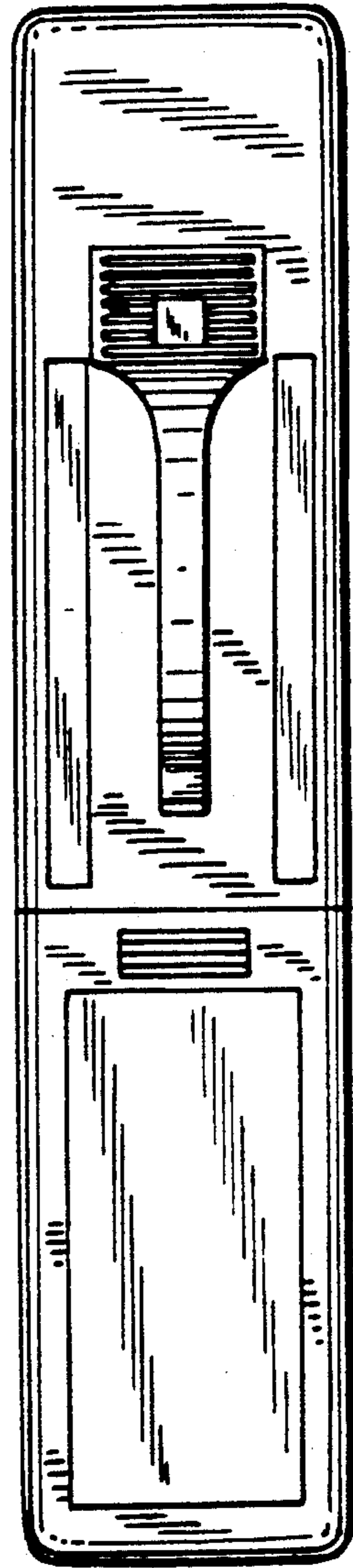


FIG. 5




FIG. 6

