

[54] **ARMBAND OR THE LIKE**  
[76] **Inventor: Joseph R. Redina, 1554 Riverview St., Monroe, Mich. 48161**  
[\*\*] **Term: 14 Years**  
[21] **Appl. No.: 143,147**  
[22] **Filed: Jan. 12, 1988**  
[52] **U.S. Cl. .... D11/4**  
[58] **Field of Search ..... D11/3-6, D11/11-13, 15, 17-18, 92-93, 37-39, 89; 63/1.1, 2**

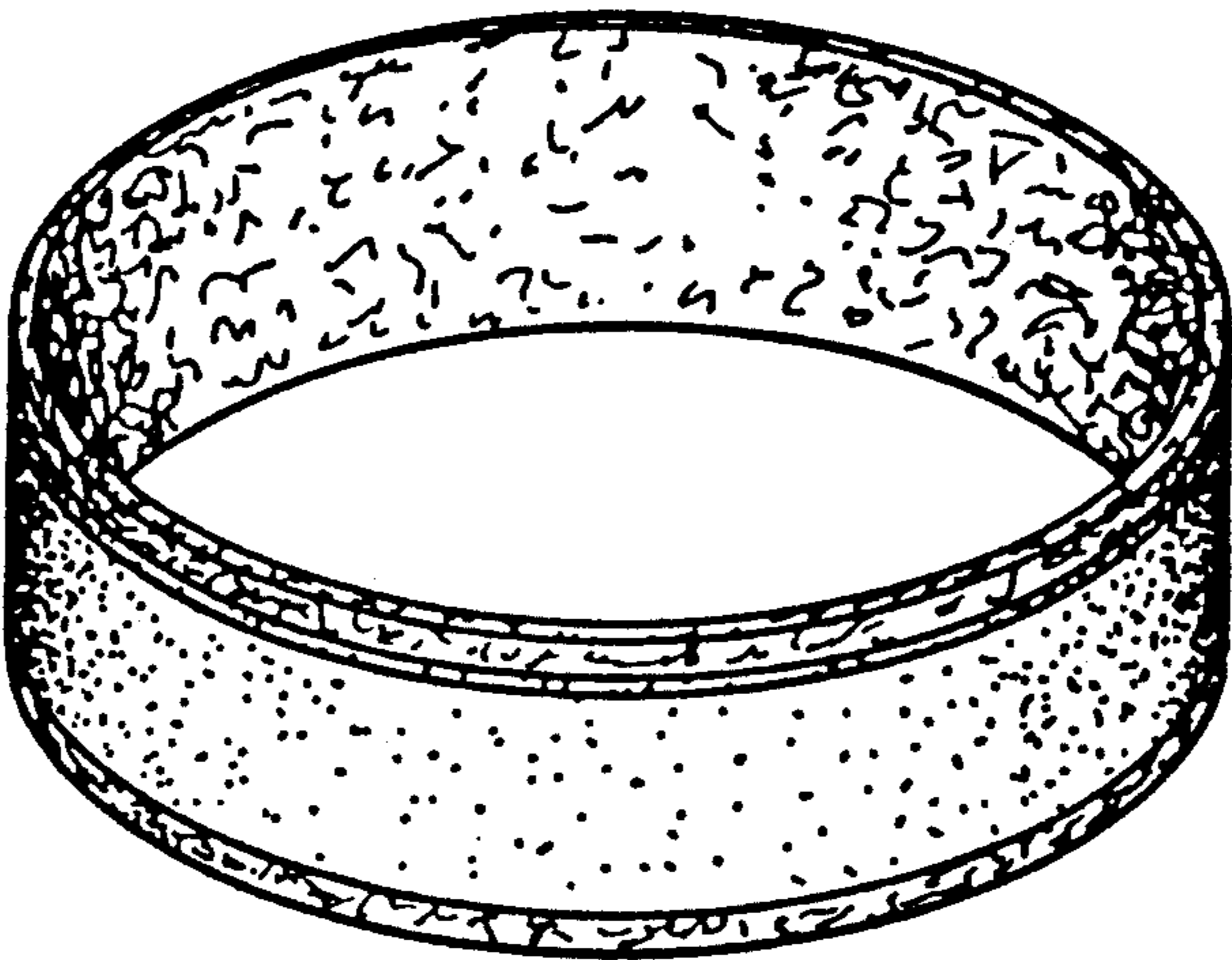
[56] **References Cited**  
**U.S. PATENT DOCUMENTS**  
D. 140,003 1/1945 Lieber ..... D11/37  
2,700,919 2/1955 Boone ..... D11/89

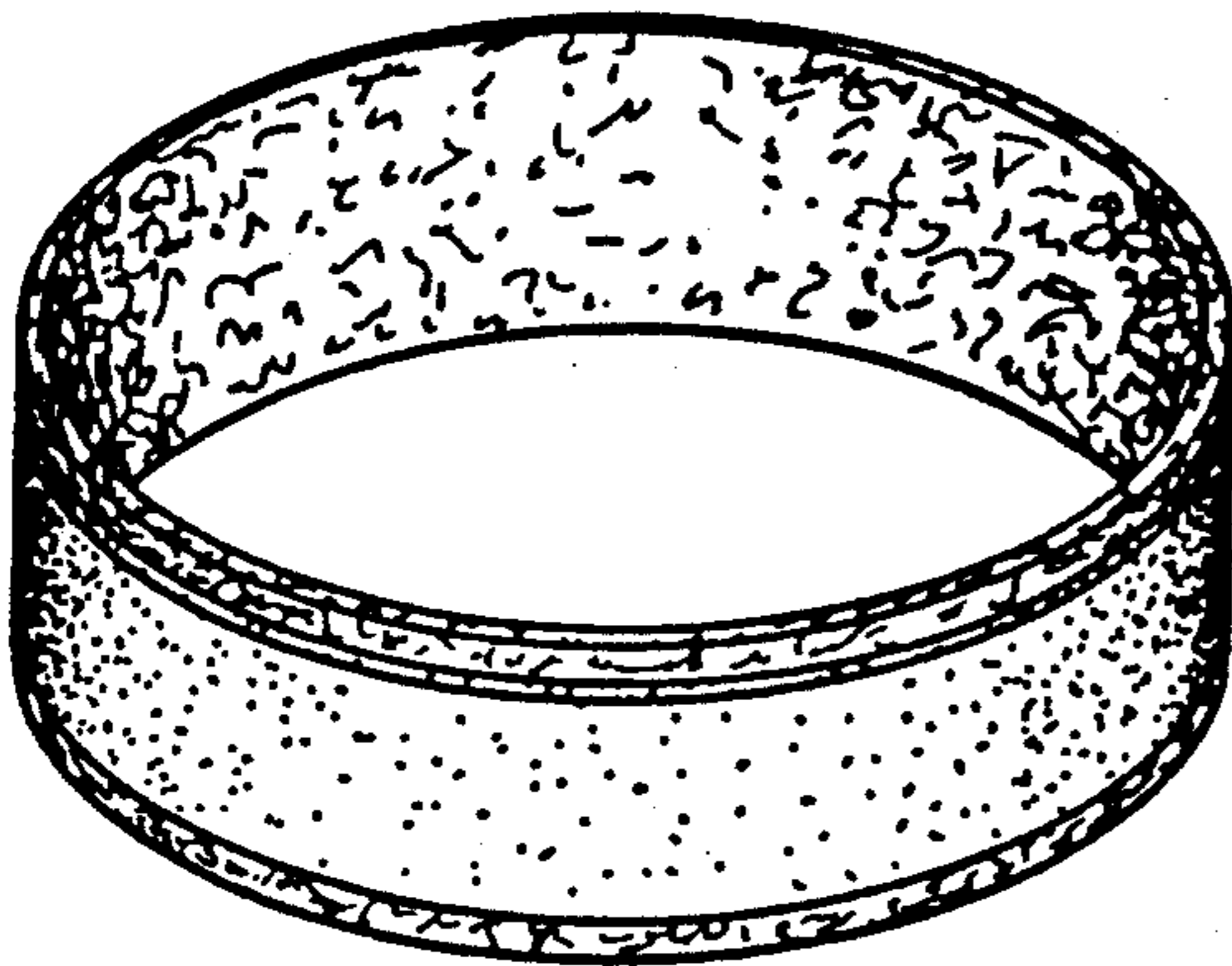
**OTHER PUBLICATIONS**  
Avon catalog, p. 21, all variations on p. 21.  
*Primary Examiner*—Louis S. Zarfes  
*Assistant Examiner*—R. T. Seifert

*Attorney, Agent, or Firm*—Robert E. Witt


[57] **CLAIM**  
The ornamental design for an armband or the like, as shown and described.

**DESCRIPTION**  
FIG. 1 is a perspective view of an armband or the like showing my new design;  
FIG. 2 is a top plan view, the opposite side being a mirror image;  
FIG. 3 is a front elevational view;  
FIG. 4 is a rear elevational view;  
FIG. 5 is a front elevational view of an armband or the like showing a second embodiment of my new design;  
FIG. 6 is a front elevational view of an armband or the like showing a third embodiment of my new design;  
FIG. 7 is a front elevational view of an armband or the like showing a fourth embodiment of my new design;  
FIG. 8 is a front elevational view of an armband or the like showing a fifth embodiment of my new design; and  
FIG. 9 is a front elevational view of an armband showing a sixth embodiment of my new design.







—FIG. 1




—FIG. 2




—FIG. 3




—FIG. 4



—FIG. 5




—FIG. 6



—FIG. 7



—FIG. 8



—FIG. 9