

[54] **ADJUSTABLE STRAP**

[76] **Inventor: Calvin Liang, 13601 St. Mary's Rd., Silver Spring, Md. 20904**

[\*\*] **Term: 14 Years**

[21] **Appl. No.: 453,495**

[22] **Filed: Dec. 20, 1989**

[52] **U.S. Cl. .... D8/394**

[58] **Field of Search .... D8/394, 395, 396; 24/30, 298, 300, 301, 302, 500, 501, 546, 555, 706, 711.2, 350**

[56] **References Cited**

**U.S. PATENT DOCUMENTS**

D. 287,099	12/1986	Cory	.....	D8/382
2,832,358	4/1958	Chambers	.....	24/301
2,870,502	1/1959	Sasse	.....	24/302
3,672,004	6/1972	Smith	.....	24/302
3,718,947	3/1973	Huber	.....	24/298

**FOREIGN PATENT DOCUMENTS**

958406 12/1947 France ..... 24/300

*Primary Examiner*—Charles A. Rademaker

*Assistant Examiner*—R. Barkai

*Attorney, Agent, or Firm*—John B. Dickman, III

[57] **CLAIM**

The ornamental design for an adjustable strap, as shown and described.

**DESCRIPTION**

FIG. 1 is a side elevational view of an adjustable strap showing my new design, the side opposite being substantially a mirror image;

FIG. 2 is a top plan view thereof;

FIG. 3 is a bottom plan view thereof;

FIG. 4 is an end elevational view of the upper end shown in FIG. 2; and

FIG. 5 is an end elevational view of the lower end shown in FIG. 2.

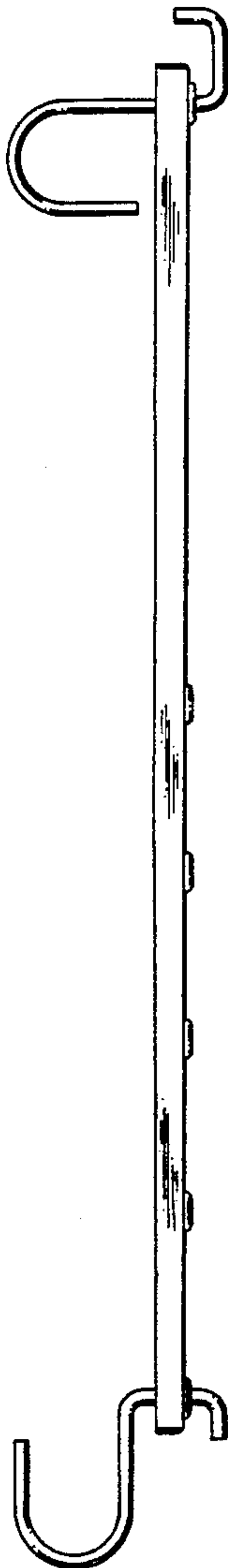


FIG. 1

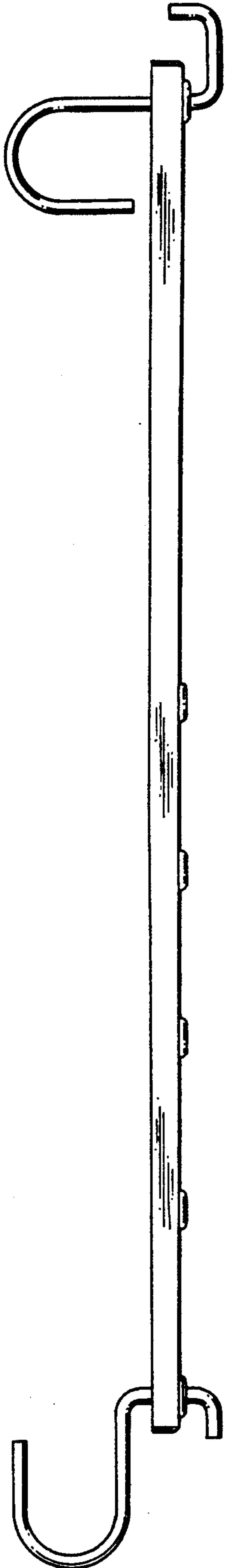


FIG. 2.




FIG. 3.



FIG. 4.

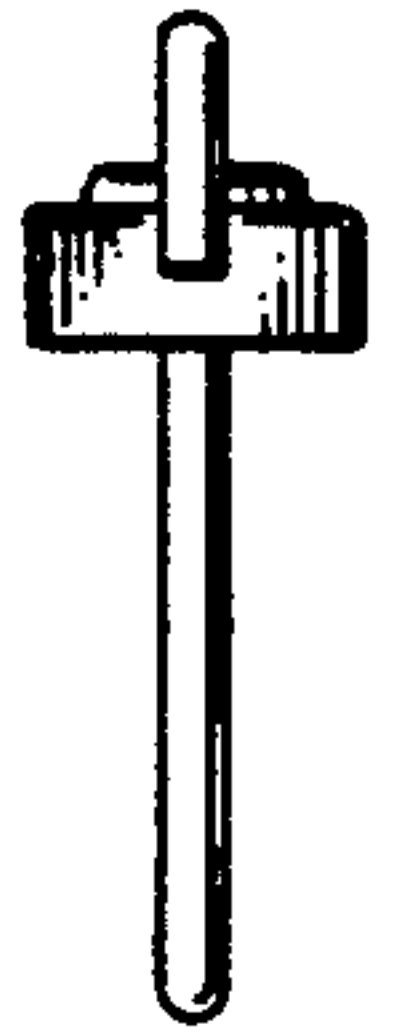


FIG. 5.

