

[54] **HOLDER FOR DISPLAY AND STORAGE OF JEWELRY**

[76] Inventor: **J. Charles Kelly**, P.O. Box 24457,
Nashville, Tenn. 37202

[**] Term: **14 Years**

[21] Appl. No.: **310,085**

[22] Filed: **Feb. 13, 1989**

Related U.S. Application Data

[63] Continuation-in-part of Ser. No. 55,028, May 27, 1987,
abandoned.

[52] U.S. Cl. **D6/553; D3/75**

[58] Field of Search **D3/75, 30.1, 77, 42,
D3/74; 211/13, 87; 224/245, 920; 43/57.1;
206/486, 6.1, 566, 479, 815, 373, 457; D2/627,
600, 605, 635; 248/205.3, 205.2; 190/100, 102,
112**

[56] **References Cited**

U.S. PATENT DOCUMENTS

D. 312,370 11/1990 Weed D2/627

2,730,243 1/1956 Platt 211/87
4,401,219 8/1983 Mink 206/566
4,546,880 10/1985 Rosberg et al. 211/87
4,735,246 4/1988 Niehaus 206/45.14
4,760,920 8/1988 Thomsen 206/495
4,767,011 8/1988 Butler 206/486 X
4,821,883 4/1989 Miller 206/566 X

Primary Examiner—Louis S. Zarfaz

Assistant Examiner—M. N. Pandozzi

Attorney, Agent, or Firm—Pitts and Brittian

[57] **CLAIM**

The ornamental design for a holder for display and storage of jewelry, as shown and described.

DESCRIPTION

FIG. 1 is a front elevational view of a holder for display and storage of jewelry showing my new design;


FIG. 2 is a rear elevational view thereof;

FIG. 3 is a right side elevational view thereof, the left side elevational view being a mirror image thereof;

FIG. 4 is a top plan view thereof; and

FIG. 5 is a bottom plan view thereof;

The broken line showing of jewelry is for illustrative purposes only and forms no part of the claimed design.






FIG. 1

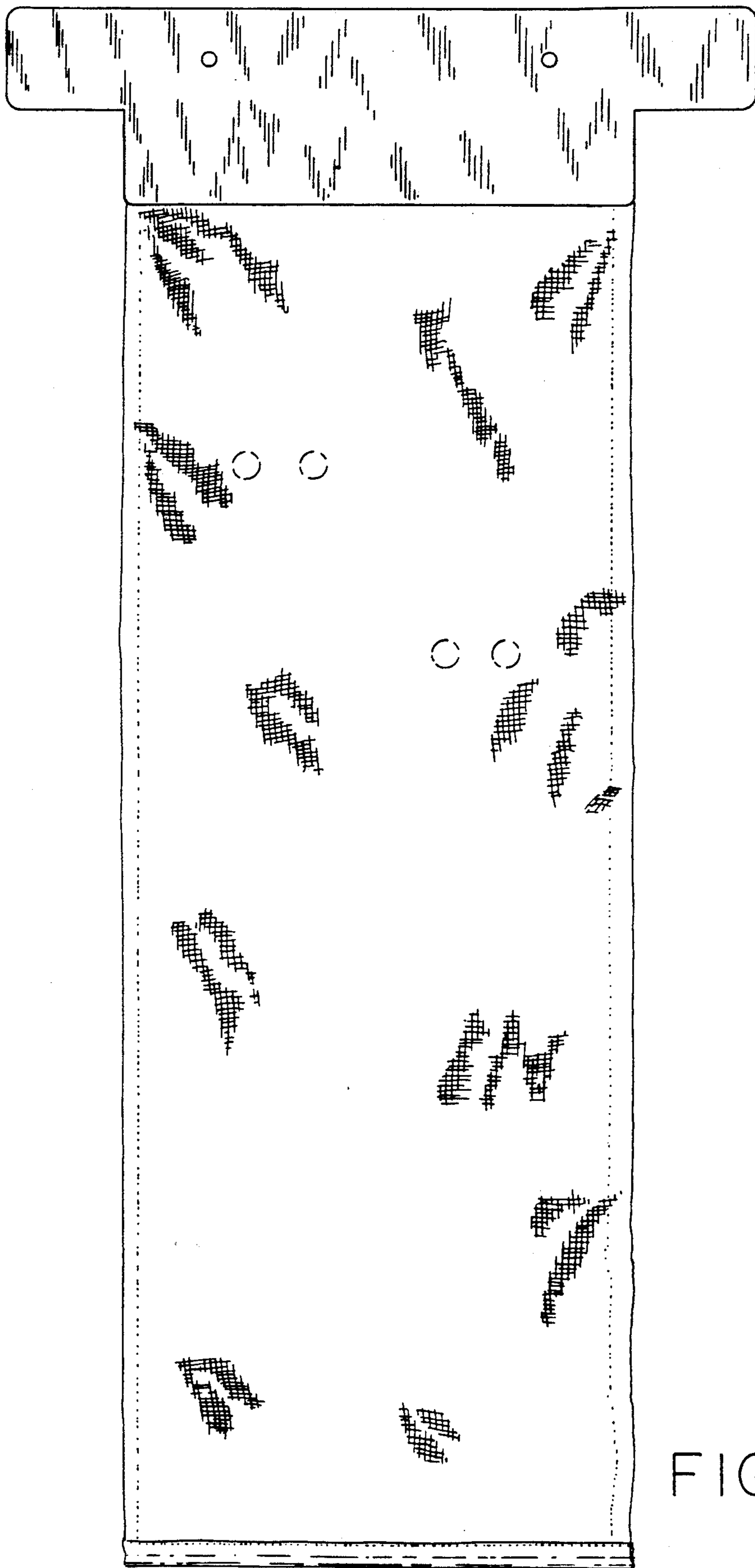


FIG. 2

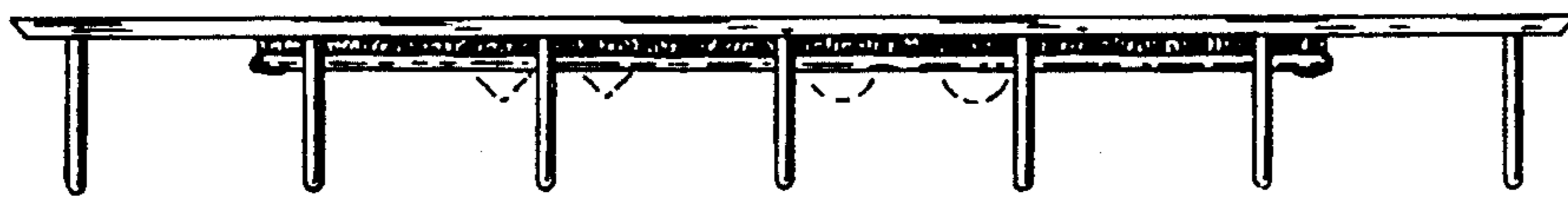


FIG. 4




FIG. 5

FIG. 3

