

[54] CEILING PANEL UNIT

[75] Inventors: Daniel V. Rodriguez, Mareno Valley; Bruce P. Carey, Saugus, both of Calif.

[73] Assignee: USG Interiors, Inc., Chicago, Ill.

[**] Term: 14 Years

[21] Appl. No.: 153,656

[22] Filed: Feb. 8, 1988

[52] U.S. Cl. D25/138

[58] Field of Search D25/39, 42, 58, 138, D25/139-140, 143, 145, 149, 156, 157, 163; 52/311-316, 398, 455, 457-464, 473-476, 484, 478, 578-579, 581, 594, 595, 631, 785, 802; D26/103, 104, 75-76, 120, 122; 362/147-148, 211, 215, 403, 404

[56] References Cited

U.S. PATENT DOCUMENTS

- D. 19,755 4/1890 Kinnear D25/144
- D. 304,498 11/1989 Carey D25/58
- 4,702,056 10/1987 Carey 52/484

OTHER PUBLICATIONS

Blue Ridge Glass Corporation, dated Nov. 1945, p. 8, top left of pg., Semipermanent FlutexGlass. PC Glass Blocks and Sculptured Glass Modules, dated 6-1960, p. 7, top left of pg., Argus Parallel Flutes.

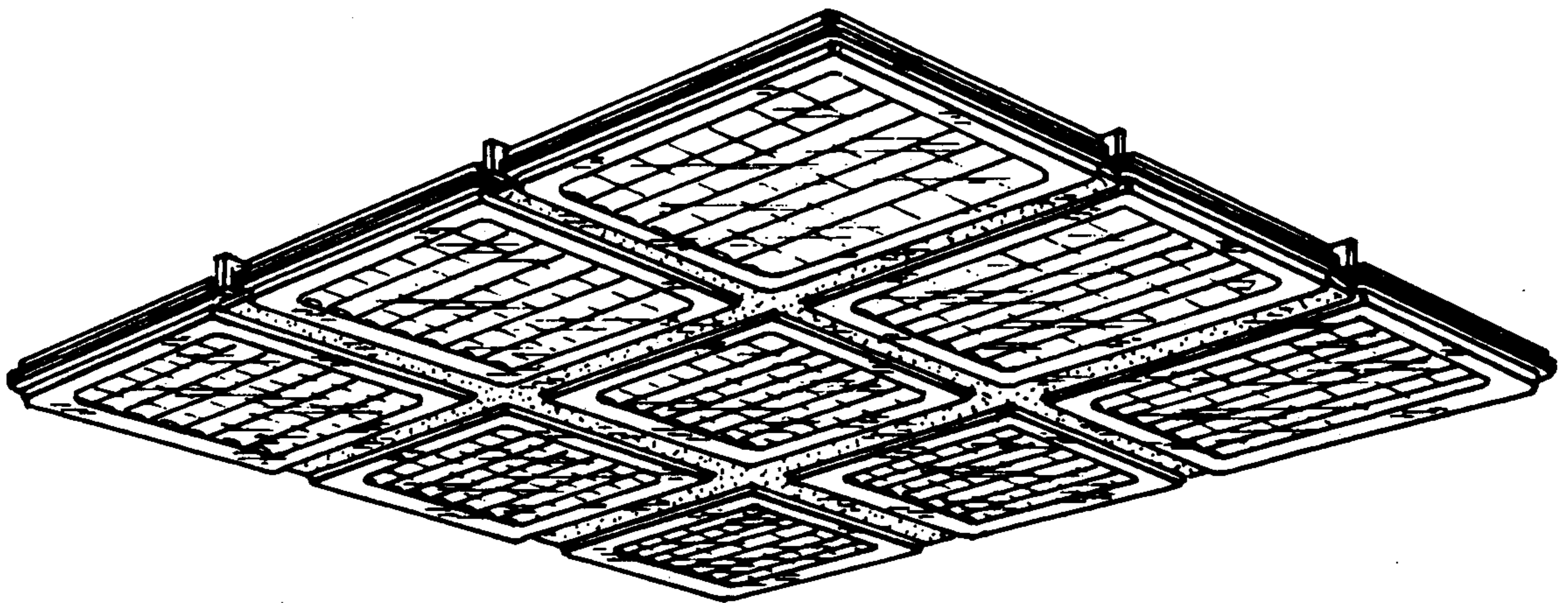
Primary Examiner—A. Hugo Word
Assistant Examiner—Doris Clark
Attorney, Agent, or Firm—Robert H. Robinson; John M. Lorenzen

[57] CLAIM

The ornamental design for a ceiling panel unit, as shown and described.

DESCRIPTION

FIG. 1 is a top perspective view of a ceiling panel unit showing our new design;
FIG. 2 is a bottom perspective view thereof;
FIG. 3 is a top plan view thereof;
FIG. 4 is a bottom plan-view thereof;
FIG. 5 is a side elevational view thereof, the remaining sides having the same appearance;
FIG. 6 is a sectional elevational view thereof taken along the line 6—6 of FIG. 3; and
FIG. 7 is an enlarged fragmentary bottom plan view of one substantially rectangular cell area thereof.



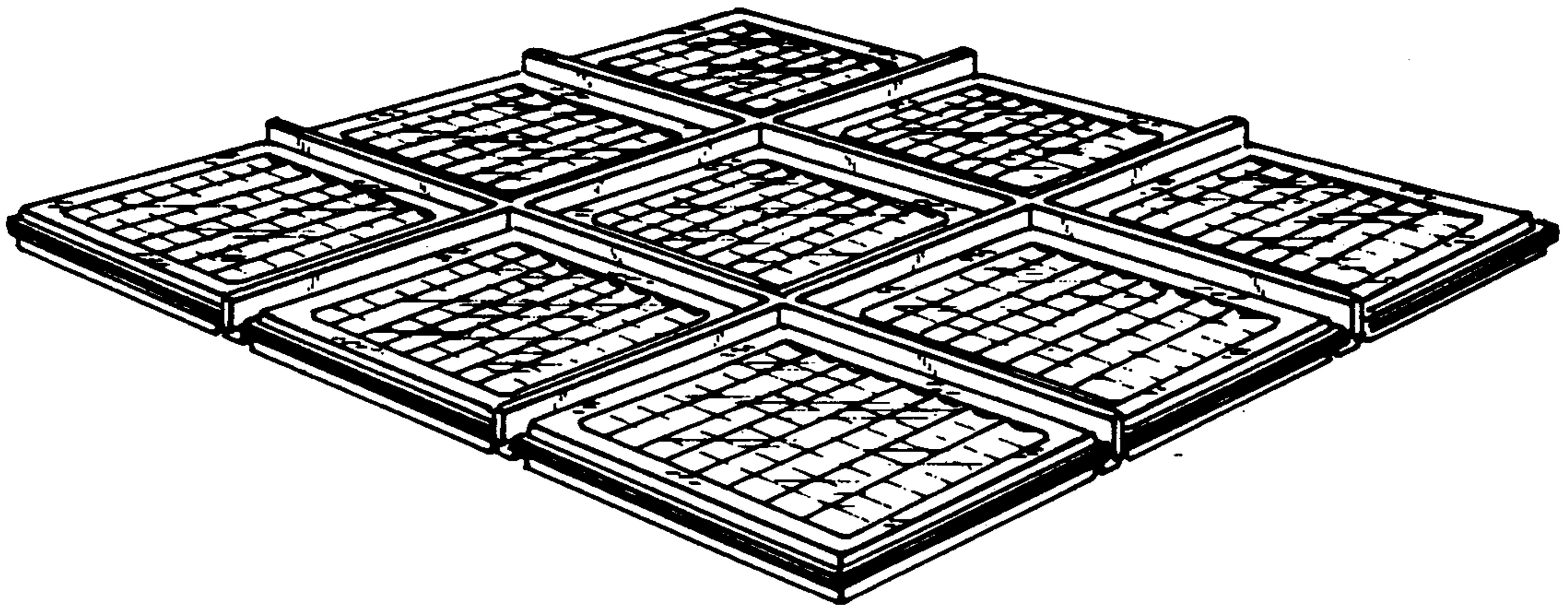


Fig. 1

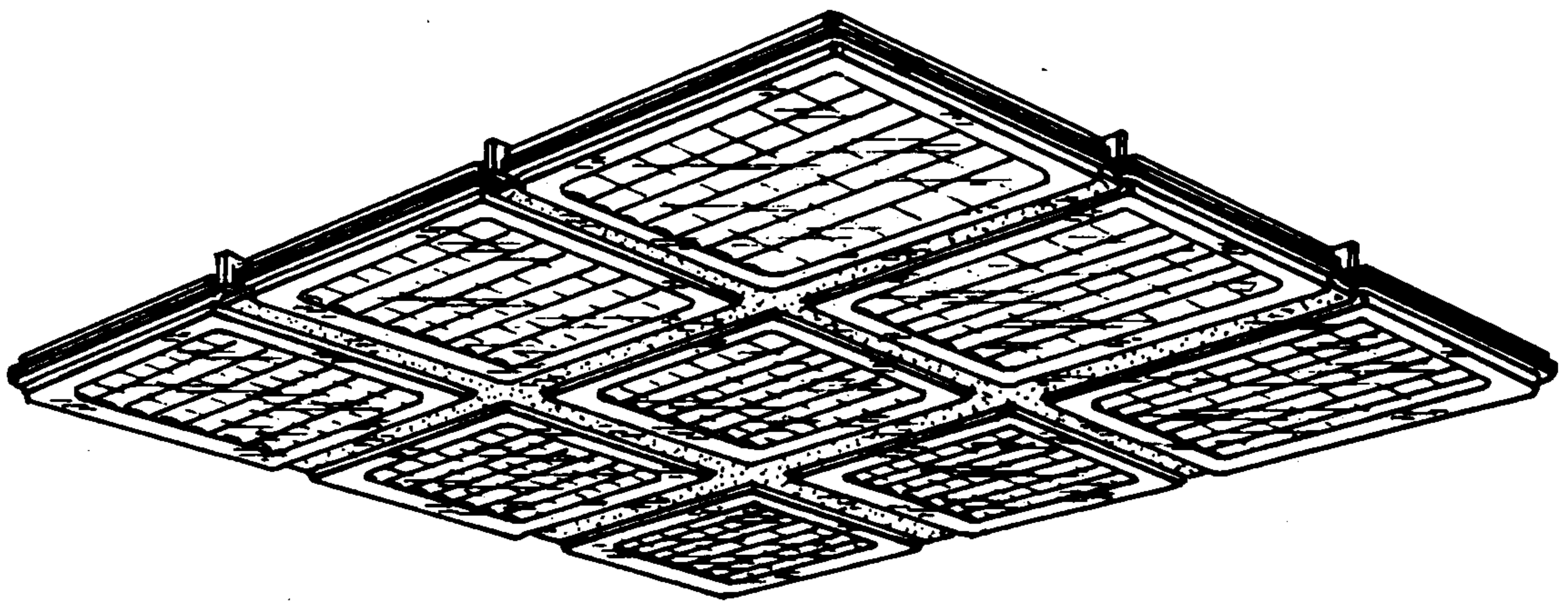


Fig. 2




Fig. 3




Fig. 4




Fig. 5



Fig. 6

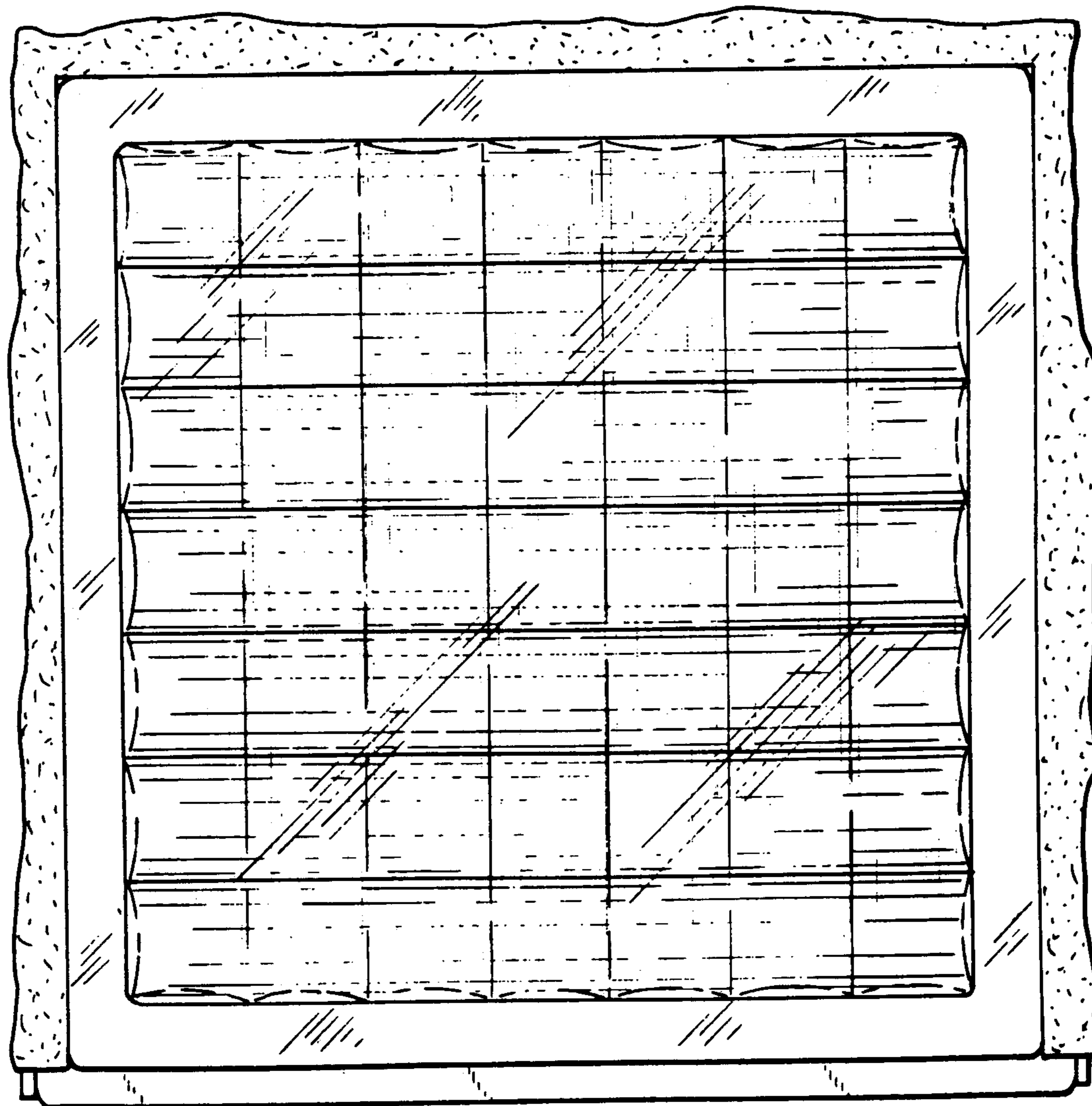


Fig. 7