

[54] **PORTABLE ELECTRICAL FAN**

[75] **Inventor: Jui-Shang Wang, Taipei, Taiwan**

[73] **Assignee: Duracraft Corporation, Sudbury, Mass.**

[\*\*] **Term: 14 Years**

[21] **Appl. No.: 391,266**

[22] **Filed: Aug. 9, 1989**

[52] **U.S. Cl. .... D23/382**

[58] **Field of Search ..... D23/370, 411, 378, 381,  
D23/382, 412, 332, 413; 248/126, 176, 183;  
416/247 R, 246, 132 A**

[56] **References Cited**

**U.S. PATENT DOCUMENTS**

D. 221,077	7/1971	Stut	.....	D23/382
D. 270,941	10/1983	Lin	.....	D23/382
1,558,658	10/1925	Wimmer	.....	248/126
1,931,286	10/1933	Drew	.....	248/176
4,405,107	9/1983	Clyburn	.....	248/413
4,836,751	6/1989	Liu	.....	416/247 R

**FOREIGN PATENT DOCUMENTS**

220603	11/1962	Japan	.....	D23/412
135797	10/1981	Japan	.....	416/247 R
265384	11/1986	Japan	.....	416/132 A

**OTHER PUBLICATIONS**

Grainger's Spring 1986 Catalog, p. 1306, nonadjust. floor circulator w/square steel base, top middle of page. Hardware Age, Mar. 1974, p. 26, Fans 2 and 4, lower right and middle right sides of page respectively. Tatung Fan Cat., p. 1, Standing Floor Fans SLE-16, SLE-12, middle of page.

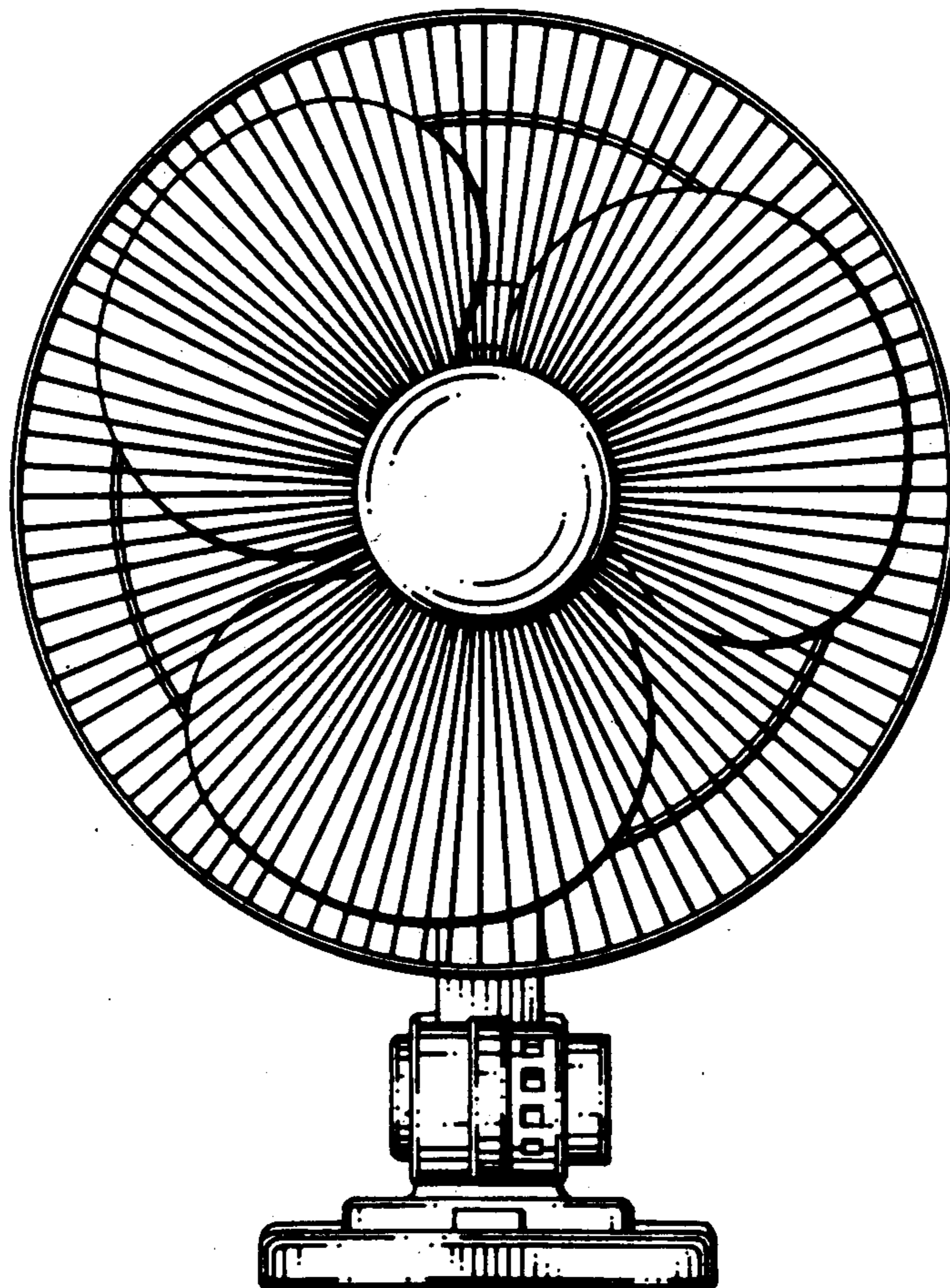
*Primary Examiner*—James M. Gandy  
*Assistant Examiner*—Lisa Lichtenstein  
*Attorney, Agent, or Firm*—John E. Toupal; Harold G. Jarcho

[57] **CLAIM**

The ornamental design for a portable electric fan, as shown and described.

**DESCRIPTION**

FIG. 1 is a front elevational view of a portable electrical fan showing my new design;  
FIG. 2 is a right side elevational view thereof, the left side being substantially a mirror image of that shown;  
FIG. 3 is a rear elevational view thereof;  
FIG. 4 is a top plan view thereof; and  
FIG. 5 is a bottom plan view thereof.  
The right side of the portable electrical fan has been broken away in FIG. 5 for convenience of illustration.






FIG. 1

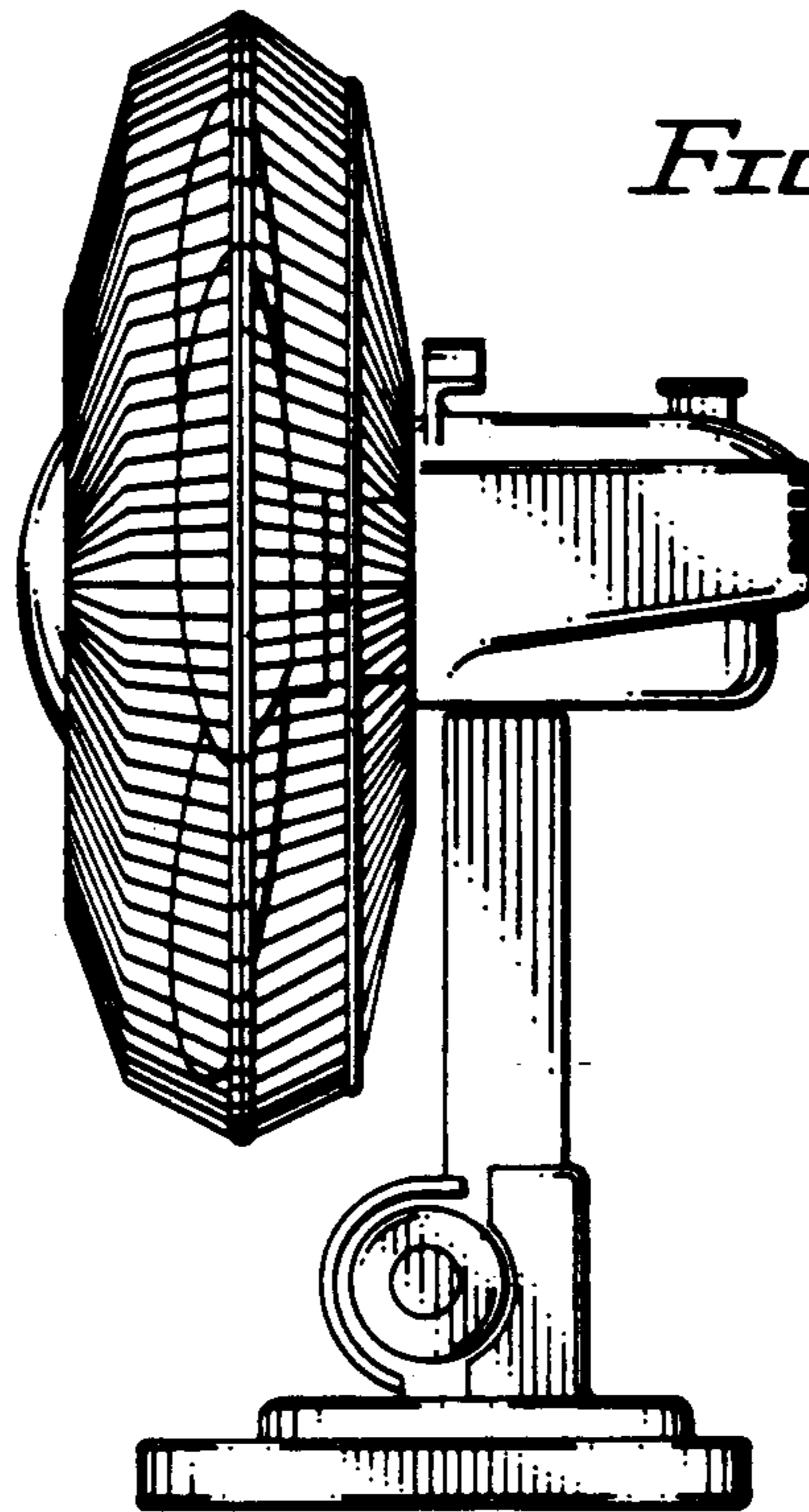


FIG. 2

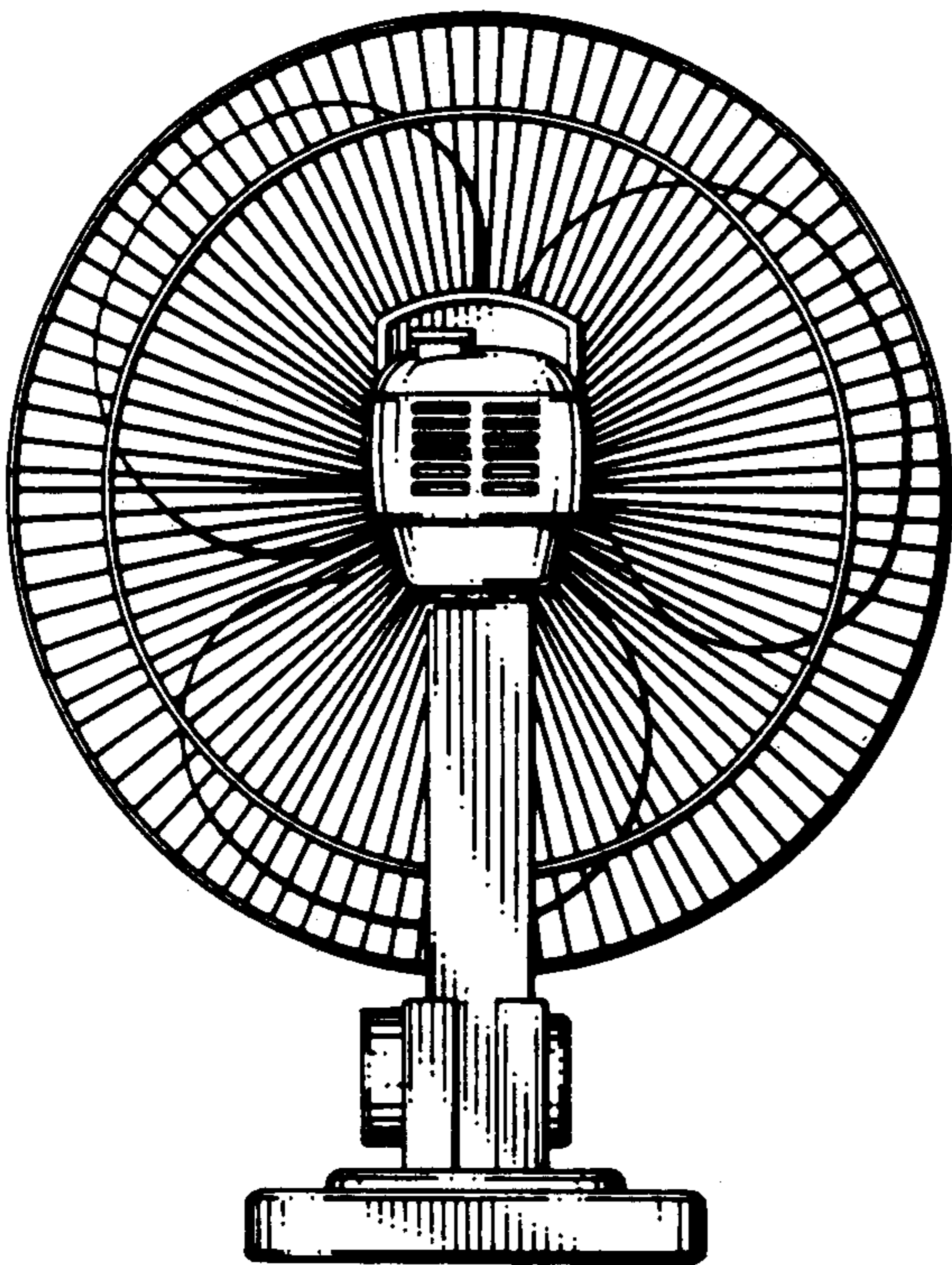


FIG. 3

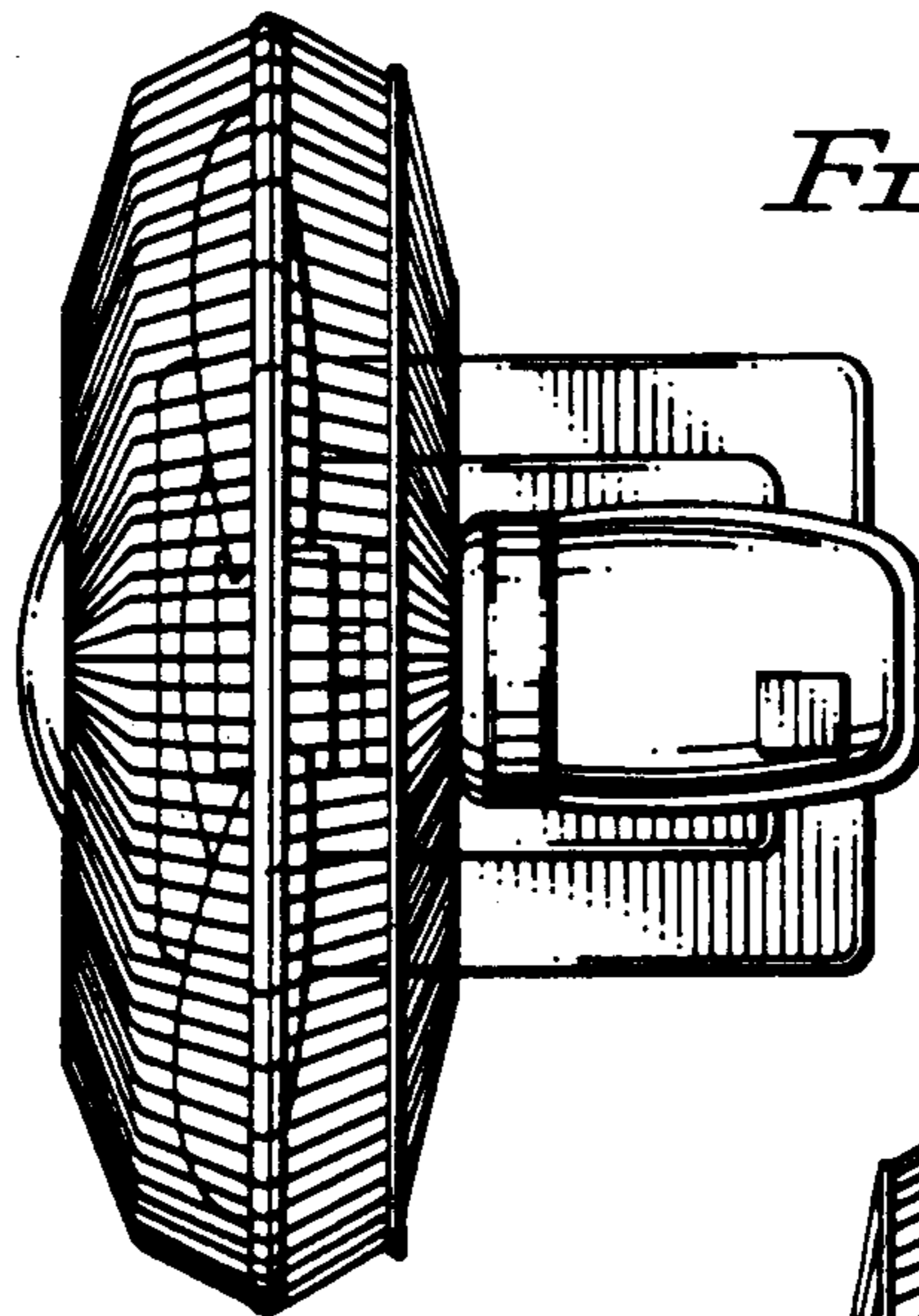


FIG. 4

FIG. 5

