

[54] SINK
[75] Inventors: Klaus W. Göcke, Detmold; Manfred Müick, Kürnbach, both of Fed. Rep. of Germany

[73] Assignee: Blanco GmbH & Co. KG, Oberderdingen, Fed. Rep. of Germany

[**] Term: 14 Years

[21] Appl. No.: 368,542

[22] Filed: Jun. 20, 1989

[30] Foreign Application Priority Data

Dec. 23, 1988 [DE] Fed. Rep. of Germany M 88 04 061.5

[52] U.S. Cl. D23/290

[58] Field of Search D23/284-294, D23/308; 4/553, 619-631, 653, 656; 312/228; 134/115

[56] References Cited

U.S. PATENT DOCUMENTS

D. 60,318 2/1922 Clinton D23/287

| | | | | |
|------------|---------|----------------|-------|---------|
| D. 93,329 | 9/1934 | Crane | | D23/294 |
| D. 224,533 | 8/1972 | Hauser | | D23/290 |
| D. 293,813 | 1/1988 | Fischer et al. | | D23/271 |
| D. 293,814 | 1/1988 | Muck et al. | | D23/287 |
| D. 298,163 | 10/1988 | Downs | | D23/290 |
| 2,339,647 | 1/1944 | Meyer | | 4/637 |
| 4,689,840 | 9/1987 | Muck et al. | | 4/629 |

OTHER PUBLICATIONS

Domestic Engineering, Mar., 1980, p. 17.
Domestic Engineering, Apr., 1983, p. 29.

Primary Examiner—A. Hugo Word
Assistant Examiner—Demetrius Reynolds
Attorney, Agent, or Firm—Spencer & Frank

[57] CLAIM

The ornamental design for a sink, as shown.

DESCRIPTION

FIG. 1 is a top plan view of a sink showing our new design;
FIG. 2 is a front elevational view thereof;
FIG. 3 is a left side elevational view thereof; and
FIG. 4 is a perspective view taken from the top, front and right side thereof.

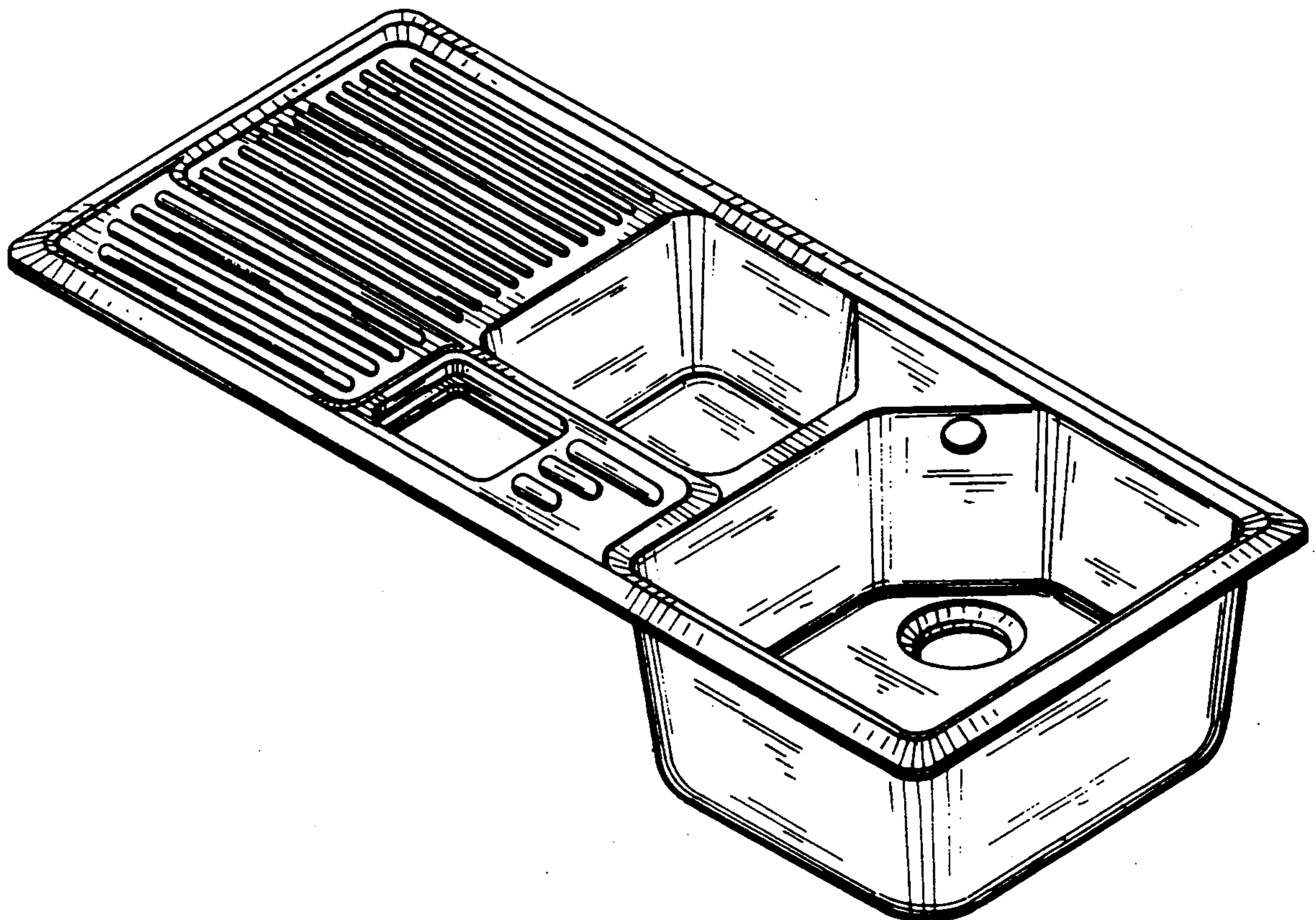


FIG. 1

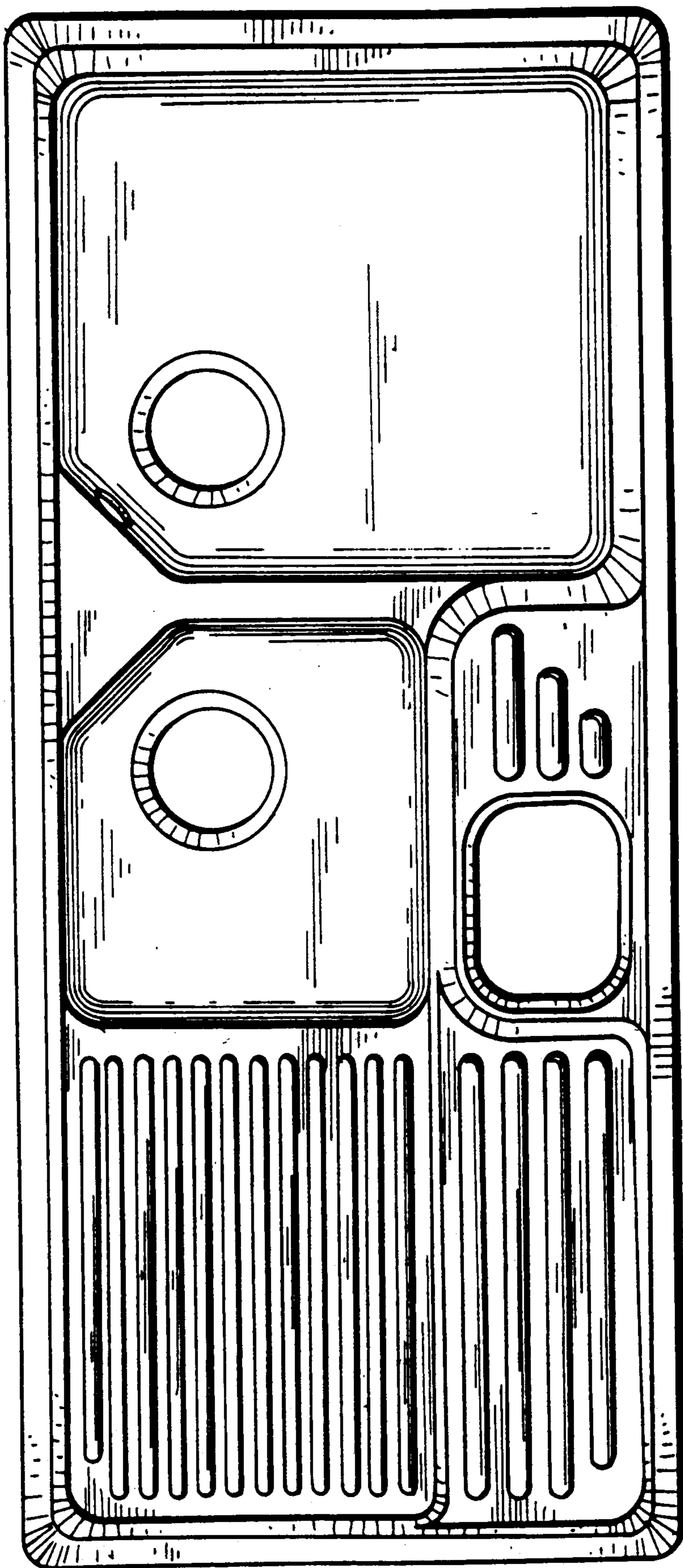


FIG.2

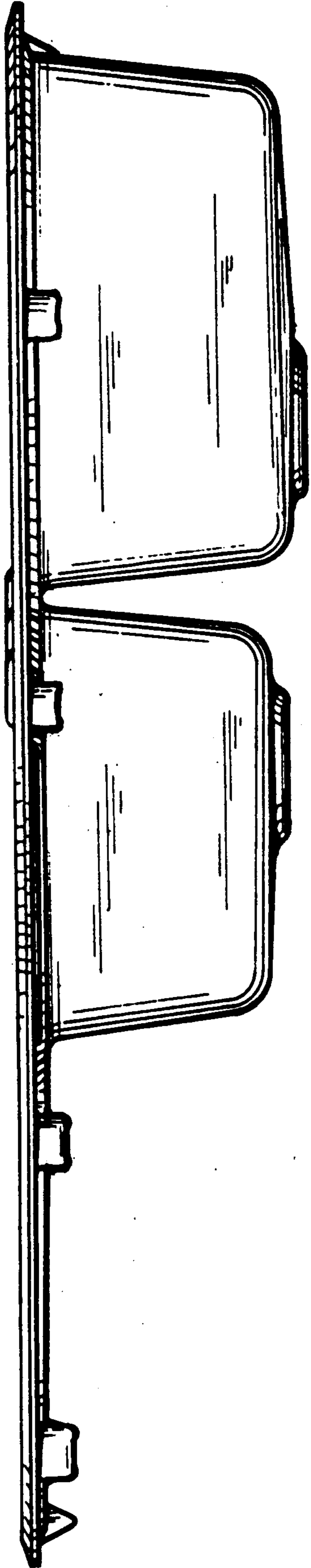


FIG.3




FIG. 4

