

[54] TOY LOCOMOTIVE

[76] Inventor: Sanja Boljević, Hercigonjina 5, 4100 Zagreb, Yugoslavia

[\*\*] Term: 14 Years

[21] Appl. No.: 197,393

[22] Filed: May 23, 1988

[30] Foreign Application Priority Data

Nov. 25, 1987 [YU] Yugoslavia ..... M713/87
[52] U.S. Cl. .... D21/129
[58] Field of Search ..... D21/104, 108, 114, 115, D21/117, 129; 446/85, 102, 105, 106, 108, 114, 115, 116, 117, 118, 120, 121, 122, 124, 125, 126, 127

[56] References Cited

U.S. PATENT DOCUMENTS

Table with 4 columns: Patent No., Date, Inventor, and U.S. Cl. No. listing various references such as D. 146,324, D. 200,110, etc.

Table with 4 columns: Patent No., Date, Inventor, and U.S. Cl. No. listing references 1,656,199, 2,132,647, 4,522,404.

FOREIGN PATENT DOCUMENTS

Table with 4 columns: Patent No., Date, Country, and U.S. Cl. No. listing foreign references from Germany, France, and United Kingdom.


Primary Examiner—Charles A. Rademaker
Attorney, Agent, or Firm—Fleit, Jacobson, Cohn, Price, Holman & Stern

[57] CLAIM

The ornamental design for toy locomotive, as shown and described.

DESCRIPTION

FIG. 1 is a perspective view of a toy locomotive showing my new design; FIG. 2 is a left side elevational view thereof, the side opposite being a mirror image; FIG. 3 is a top plan view thereof; FIG. 4 is a bottom plan view thereof; FIG. 5 is a front elevational view thereof; and, FIG. 6 is a rear elevational view thereof.






Fig. 1

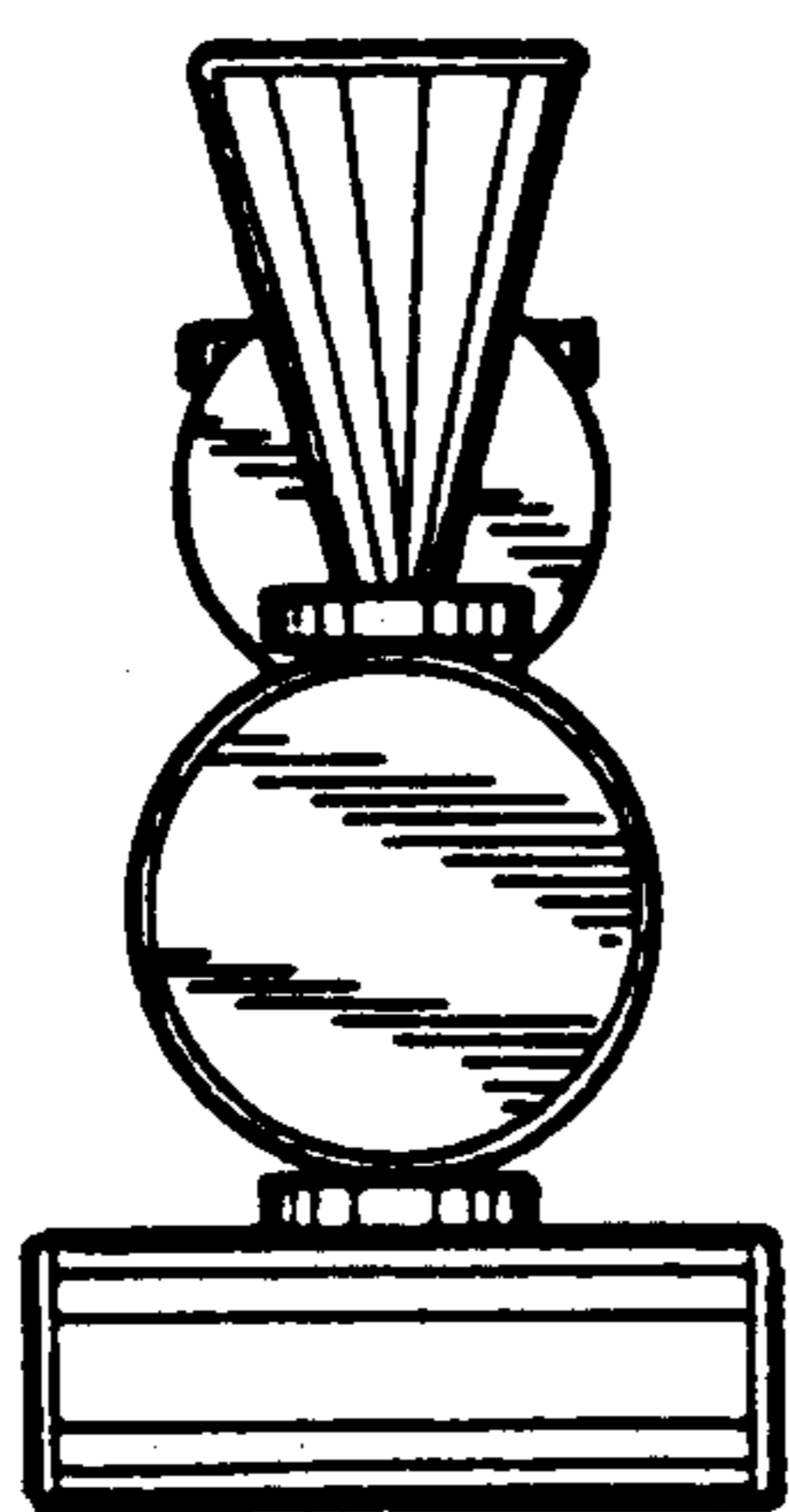


Fig. 5




Fig. 6




Fig. 4




Fig. 2

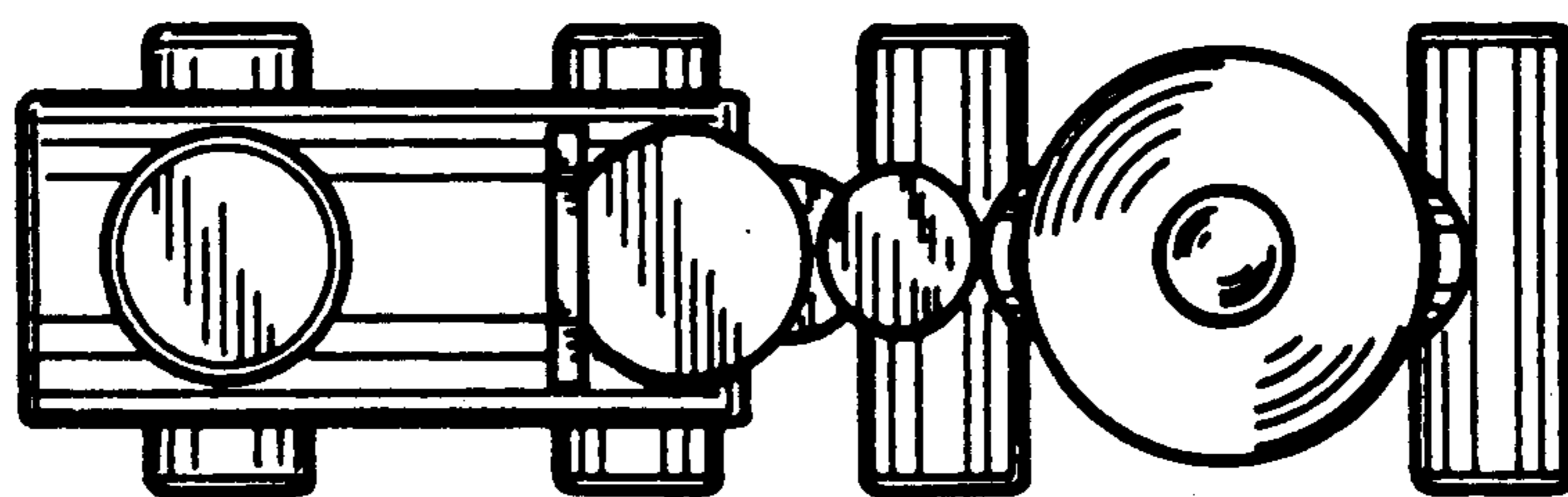


Fig. 3