

[54] SHEET FORMER FOLDER

[76] Inventor: James R. Wood, 240 Oak Tree Dr., Salem, Ill. 62881

[**] Term: 14 Years

[21] Appl. No.: 139,363

[22] Filed: Dec. 30, 1987

[52] U.S. Cl. D18/34

[58] Field of Search 400/613.2, 624-626, 400/629, 691; 226/74, 196; 355/308, 309, 321, 324; 271/3, 145, 162-164, 207, 208, 220, 223-224; 270/40, 41

[56] References Cited

U.S. PATENT DOCUMENTS

1,274,510	8/1918	Byrd	270/41
1,305,129	5/1919	Lange	270/41
3,664,284	5/1972	Hester	270/41
3,819,172	6/1974	Santaella	270/41
3,942,782	3/1976	Hermach	270/40
4,279,409	7/1981	Pemberton	270/41
4,559,032	12/1985	Fischer	270/41
4,762,311	8/1988	Hertrich	270/41

FOREIGN PATENT DOCUMENTS

598823 3/1978 U.S.S.R. 270/41

Primary Examiner—James R. Largen
Assistant Examiner—CathyAnne MacCormac
Attorney, Agent, or Firm—Paul M. Denk

[57] CLAIM

The ornamental design for a sheet former folder, as shown and described.

DESCRIPTION

FIG. 1 is a perspective view of a sheet former folder showing my new design;
FIG. 2 is a front elevational view thereof;
FIG. 3 is a rear elevational view thereof;
FIG. 4 is a left side elevational view thereof, the right side being a mirror image of the left side shown;
FIG. 5 is a bottom plan view thereof;
FIG. 6 is a top plan view thereof; and
FIG. 7 is another perspective view thereof.
The broken line representation of rollers and continuous sheet material in FIG. 7 is for illustrative purposes only and forms no part of the claimed design.





FIG. I.



FIG. 7.




FIG. 2.




FIG. 3.




FIG. 4.

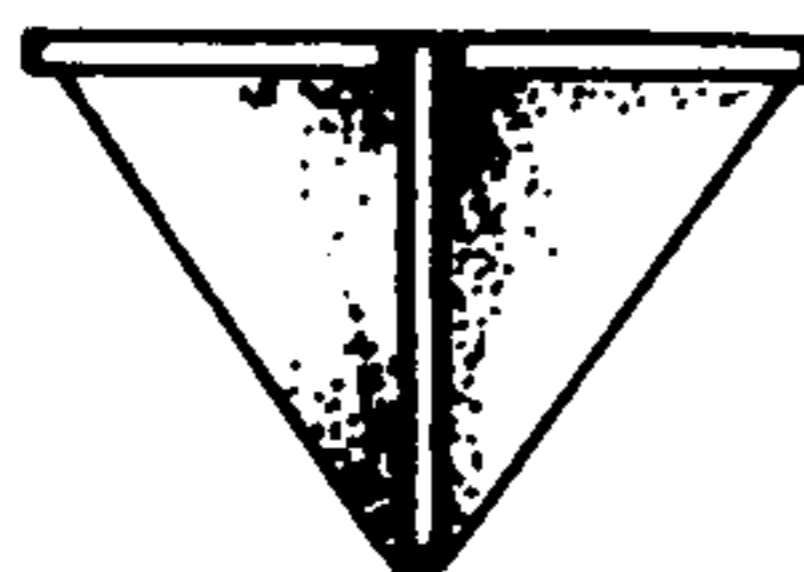


FIG. 5.

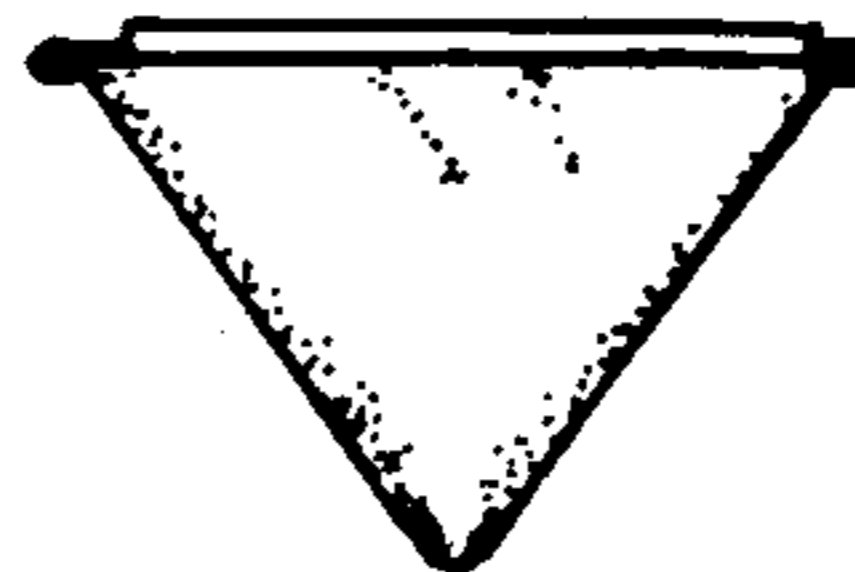


FIG. 6.