

[54] DEMAGNETIZER FOR MAGNETIC HEAD OF CASSETTE TAPE RECORDER

[75] Inventor: Hidehisa Hashimoto, Funabashi, Japan

[73] Assignee: TDK Corporation, Tokyo, Japan

[\*\*] Term: 14 Years

[21] Appl. No.: 77,328

[22] Filed: Jul. 24, 1987

[52] U.S. Cl. .... D14/121

[58] Field of Search ..... D14/120, 121, 122; 360/132, 134; 242/55.19 A, 197, 198, 199; 273/DIG. 28

[56] References Cited

U.S. PATENT DOCUMENTS

D. 222,911	2/1972	Weiss	.....	D14/121
D. 223,029	2/1972	Weiss	.....	D14/121
D. 245,627	8/1977	Kishi	.....	D14/121
D. 271,198	11/1983	Shimizu	.....	D14/121

OTHER PUBLICATIONS

Radio Shack 1988 Catalog, p. 41.  
Evans 1984-1985 \* p. 331.  
Stereo Review \* Oct. 1982 \* p. 94.

Primary Examiner—Bernard Ansher  
Assistant Examiner—David Jeo  
Attorney, Agent, or Firm—Fred Philpitt

[57] CLAIM

The ornamental design for a demagnetizer for magnetic head of cassette tape recorder, as shown and described.

DESCRIPTION

FIG. 1 is a perspective view of a demagnetizer for magnetic head of a tape recorder showing my new design; FIG. 2 is a front elevational view thereof; FIG. 3 is a right side elevational view thereof; FIG. 4 is a rear elevational view thereof; FIG. 5 is a left side elevational view thereof; FIG. 6 is a top plan view thereof; FIG. 7 is a bottom plan view thereof.

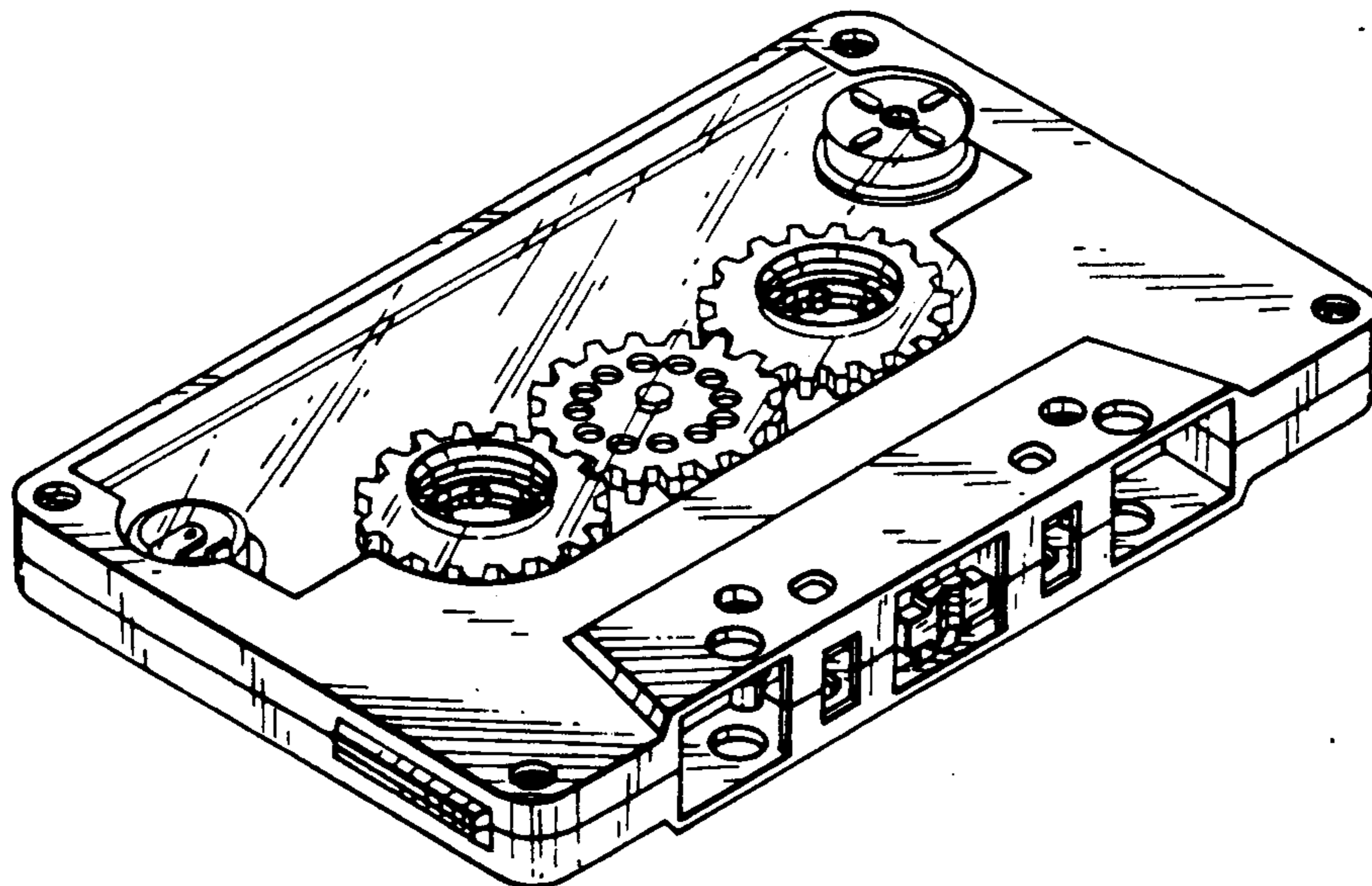


FIG. 1

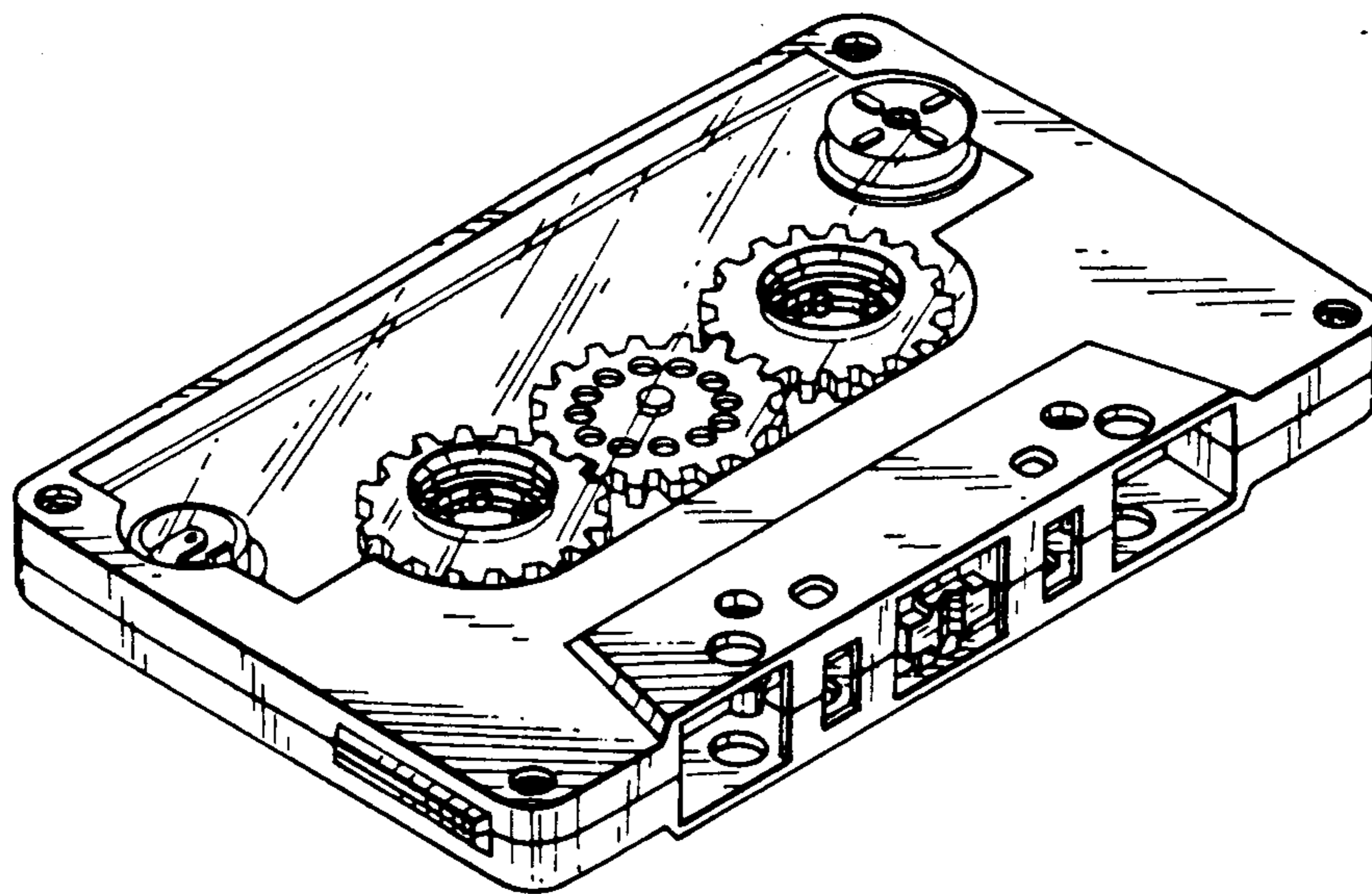


FIG. 2




FIG. 3

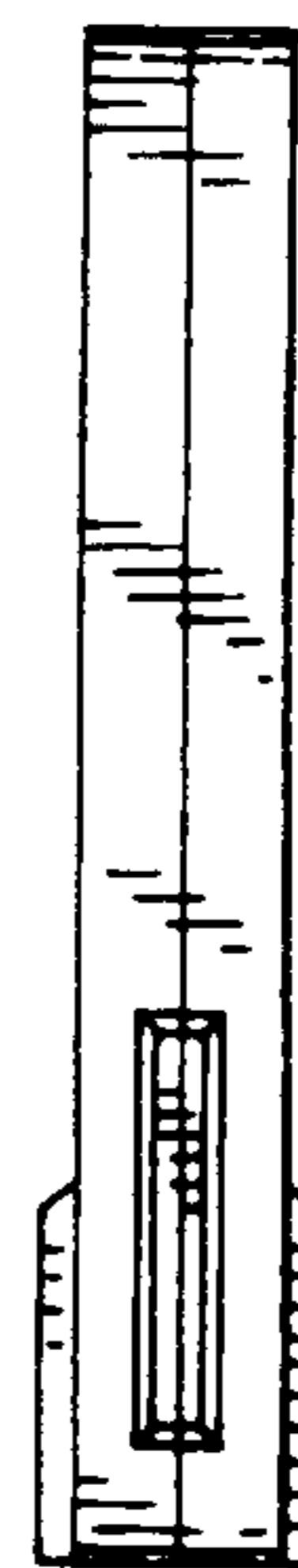


FIG. 4

FIG. 5

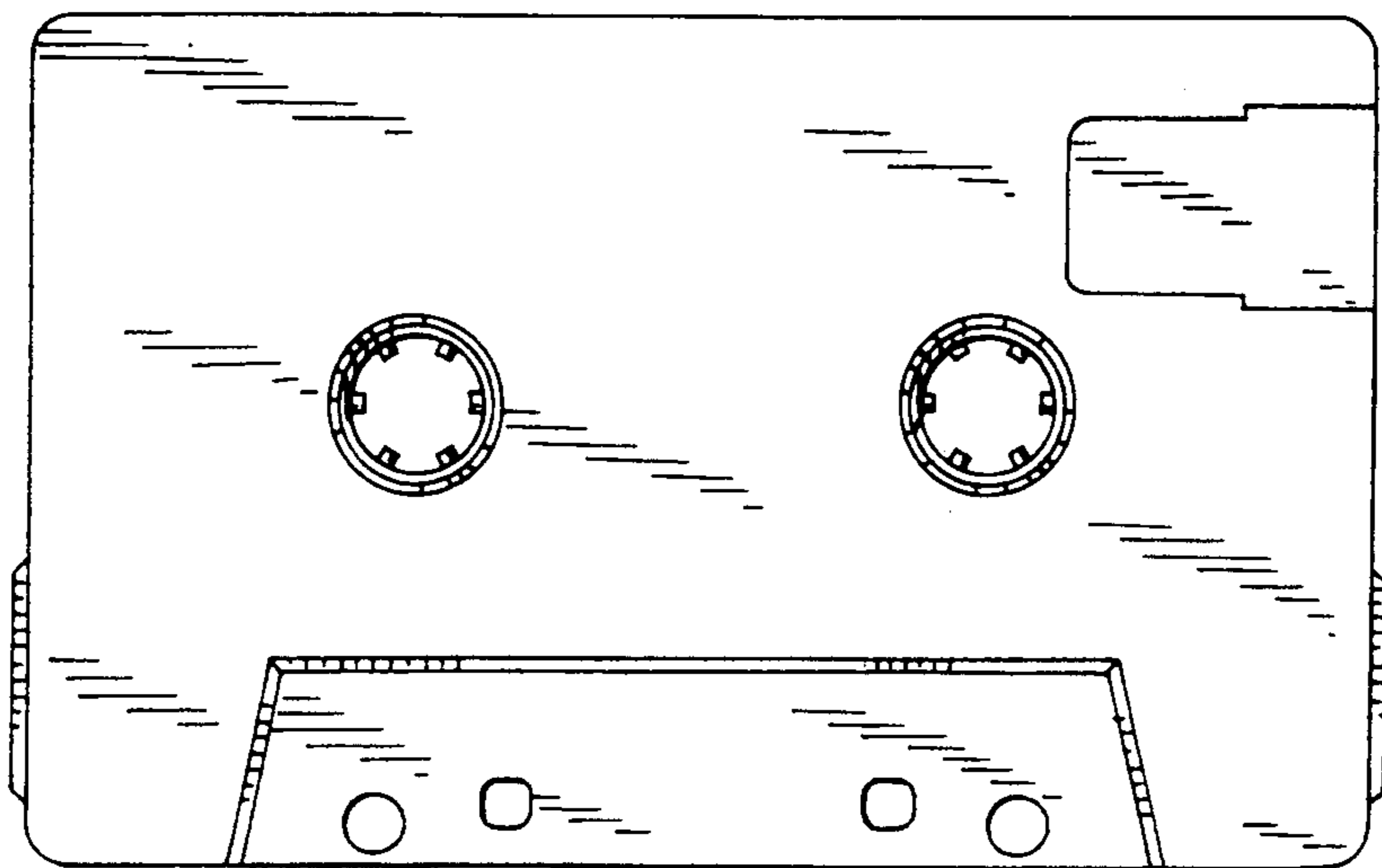


FIG. 6




FIG. 7

