

[54] **JEWELRY LINK**

[76] **Inventors: Meang Chia; Cheo Chia**, both of Chain & Charm Manufacturers, 412 W. 6th St., Suite #1104, Los Angeles, Calif. 90014

[**] **Term: 14 Years**

[21] **Appl. No.: 436,667**

[22] **Filed: Nov. 15, 1989**

[52] **U.S. Cl. D11/93**

[58] **Field of Search D11/1-4, D11/6, 11-13, 15-18, 37-39, 47, 91-93; 59/78, 79.2, 79.3, 80, 82-84, 90; 63/1.1, 2-11**

[56] **References Cited**

U.S. PATENT DOCUMENTS

D. 42,643	6/1912	Meyers	D11/16
D. 48,950	4/1916	Rosenberger	.	
D. 55,597	7/1920	Felger	D11/91
D. 56,605	11/1920	Grasmuk	D11/15
D. 76,664	1/1956	Katz	.	
D. 84,213	5/1931	Speidel	.	
D. 110,568	7/1938	Garfinkel	.	
D. 117,577	11/1939	Sand	.	
D. 131,847	3/1942	Hobe	.	
D. 143,588	1/1946	Grun	D11/17
D. 144,901	6/1946	Braunstein	.	
D. 145,426	8/1946	Braunstein	.	
D. 146,779	5/1947	Slater	.	
D. 151,904	11/1948	Katz	D11/15
D. 156,650	12/1949	Pearce et al.	.	
D. 160,241	9/1950	Bardach	D11/15
D. 257,017	9/1980	Barr	D11/16

D. 265,639	8/1982	Barr	D11/17
1,153,362	9/1915	Watcha	D11/16
1,189,497	7/1916	Schwartzman	.	
1,344,365	6/1920	Wachenheimer	.	
1,410,366	3/1922	Buchman	.	
1,570,932	1/1926	Anderson et al.	59/80
1,589,423	6/1926	Payton	.	
2,538,090	7/1947	Ferragamo	.	
2,852,923	9/1958	Gamelsky	D11/16
4,763,489	8/1988	Strong	63/4
4,781,038	11/1988	Branca et al.	.	

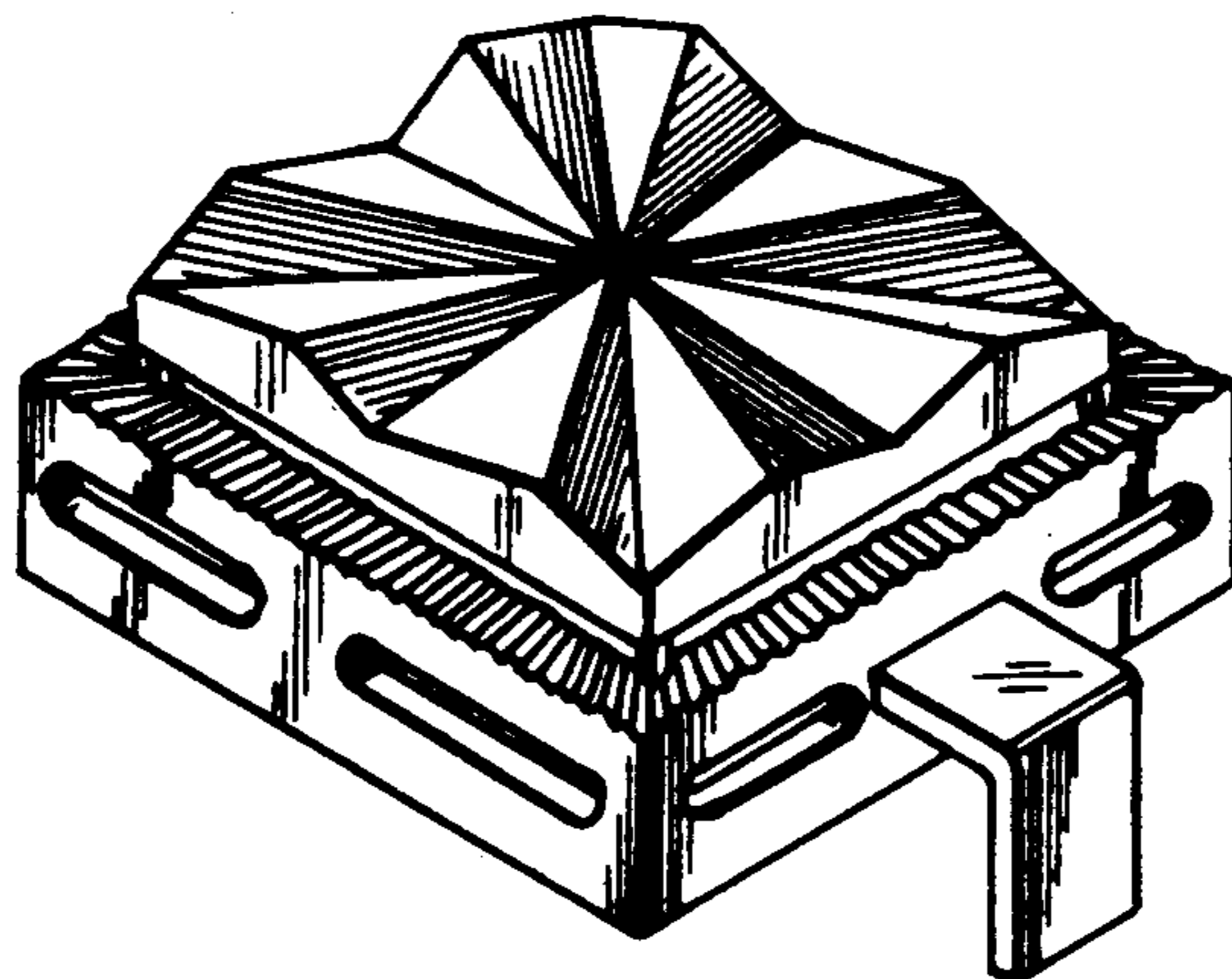
Primary Examiner—Louis S. Zarfaz
Assistant Examiner—R. T. Seifert
Attorney, Agent, or Firm—Ladas & Parry

[57] **CLAIM**

The ornamental design for a jewelry link, as shown and described.

DESCRIPTION

FIG. 1 is a perspective view of a jewelry link showing my new design;
 FIG. 2 is a top plan view;
 FIG. 3 is a side elevation view;
 FIG. 4 is a bottom plan view;
 FIG. 5 is an end elevational view;
 FIG. 6 is an end elevational view opposite the end shown in FIG. 5;
 FIG. 7 is a perspective view of the component in a position of use; and
 FIG. 8 is a perspective view of the component in a position of use.
 The broken line showing of a jewelry chain in FIGS. 7 and 8 is for illustrative purposes only and forms no part of the claimed design.






FIG. 1




FIG. 2




FIG. 3

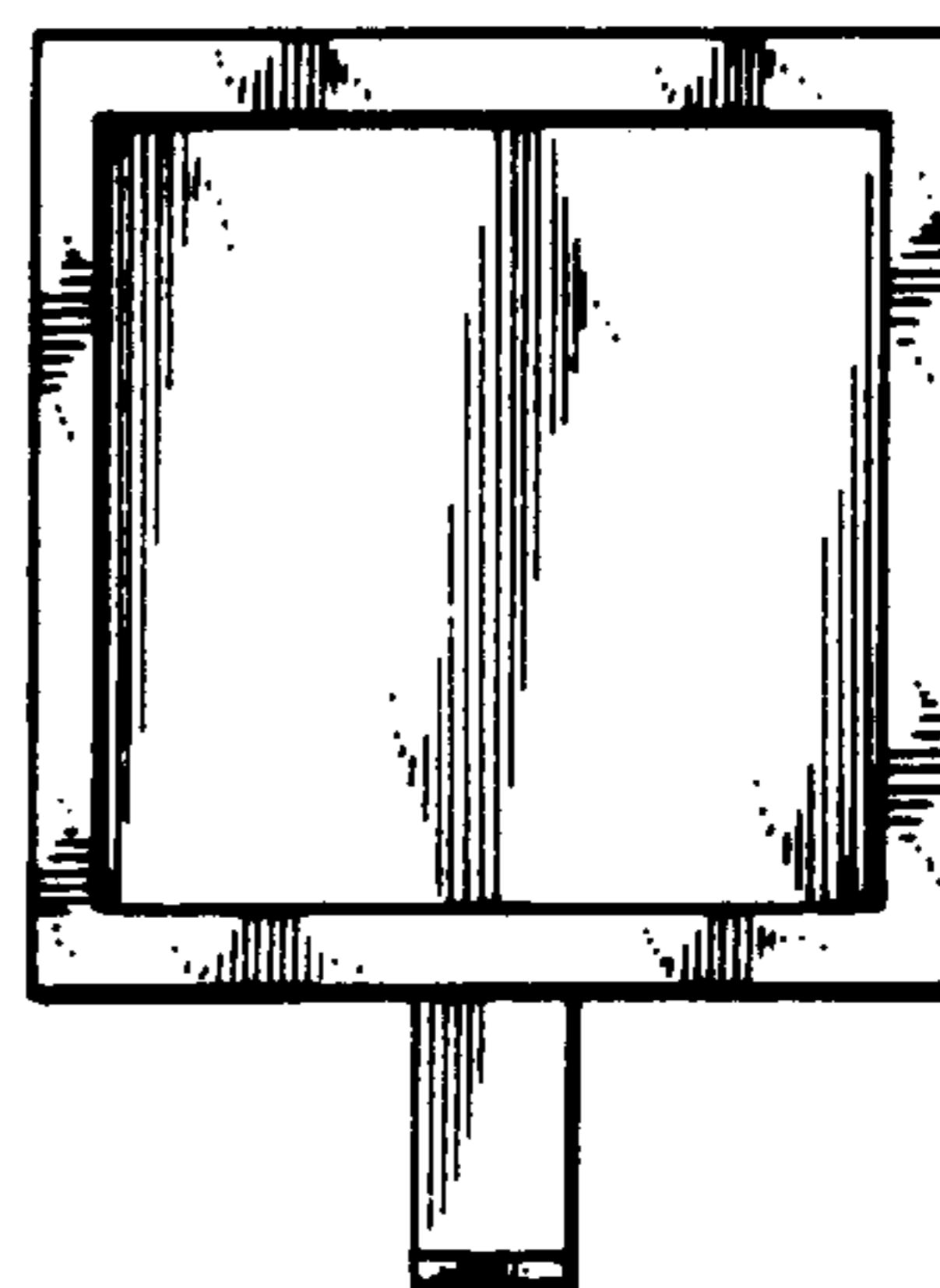


FIG. 4

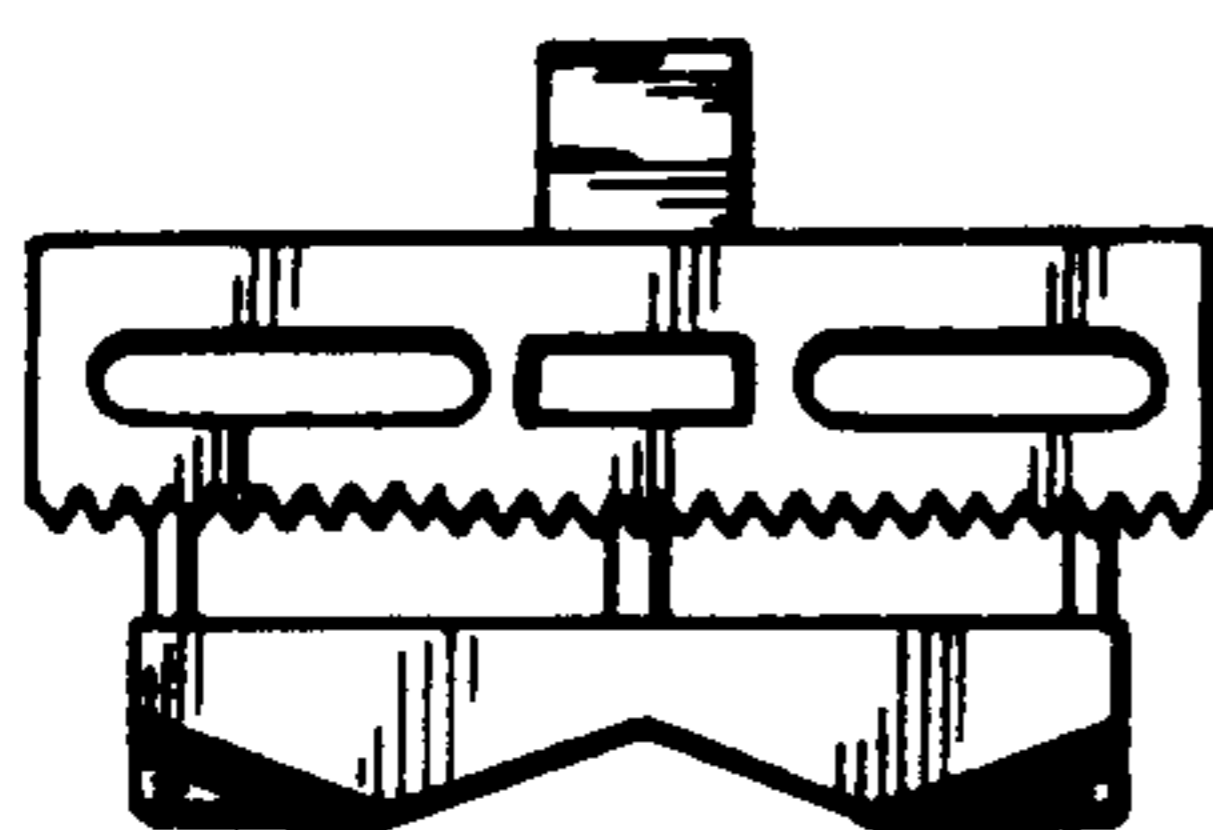


FIG. 5

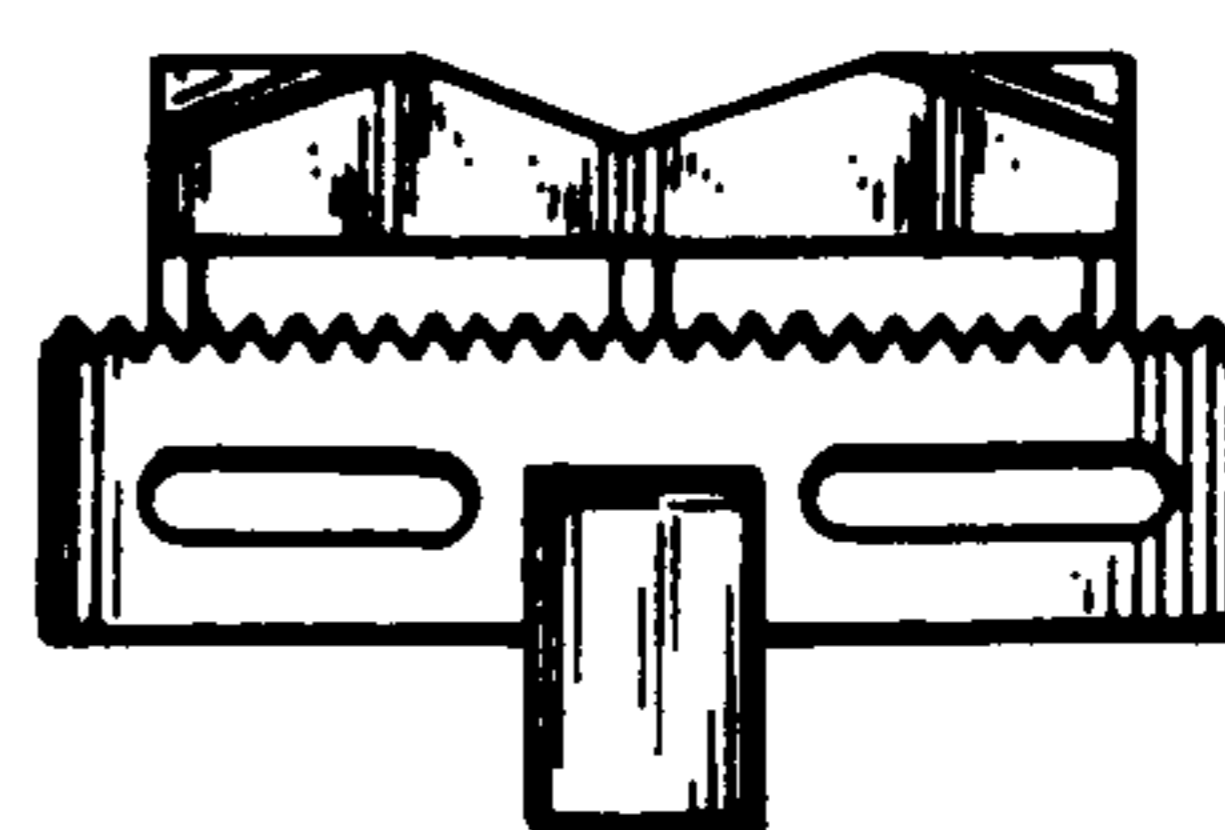


FIG. 6




FIG. 7



FIG. 8