

[54] **HALL LOCATION DIRECTION PANEL FOR ELEVATORS**

[75] **Inventors: John M. Kulikowski, Glastonbury; Richard R. Polacek, Simsbury; William Weirsman, Woodbridge, all of Conn.**

[73] **Assignee: Otis Elevator Company, Farmington, Conn.**

[**] **Term: 14 Years**

[21] **Appl. No.: 351,142**

[22] **Filed: May 12, 1989**

[52] **U.S. Cl. D10/108**

[58] **Field of Search D10/104, 108, 114, 111, D10/121; D8/350, 351, 352, 353; 361/331, 332, 334, 336, 380, 384; 362/335, 336, 337, 338, 339, 340**

[56] **References Cited**

U.S. PATENT DOCUMENTS

D. 67,376	5/1925	Van Bloem	D10/108
D. 254,484	3/1980	Peijo	D10/108
D. 255,105	5/1980	Peijo	D10/108

OTHER PUBLICATIONS

The Honeywell Pamphlet, 2-12-75, p. 3, item—Elevators Graphic Display.

Primary Examiner—Wallace R. Burke
Assistant Examiner—Marcus Jackson
Attorney, Agent, or Firm—William W. Jones

[57] **CLAIM**

The ornamental design for a hall location direction panel for elevators, as shown and described.

DESCRIPTION

FIG. 1 is a perspective view of a hall location direction panel for elevators showing our new design with the broken lines being for illustrative purposes only and forming no part of the claimed design; FIG. 2 is a side elevational view thereof; and FIG. 3 is a front elevational view thereof.

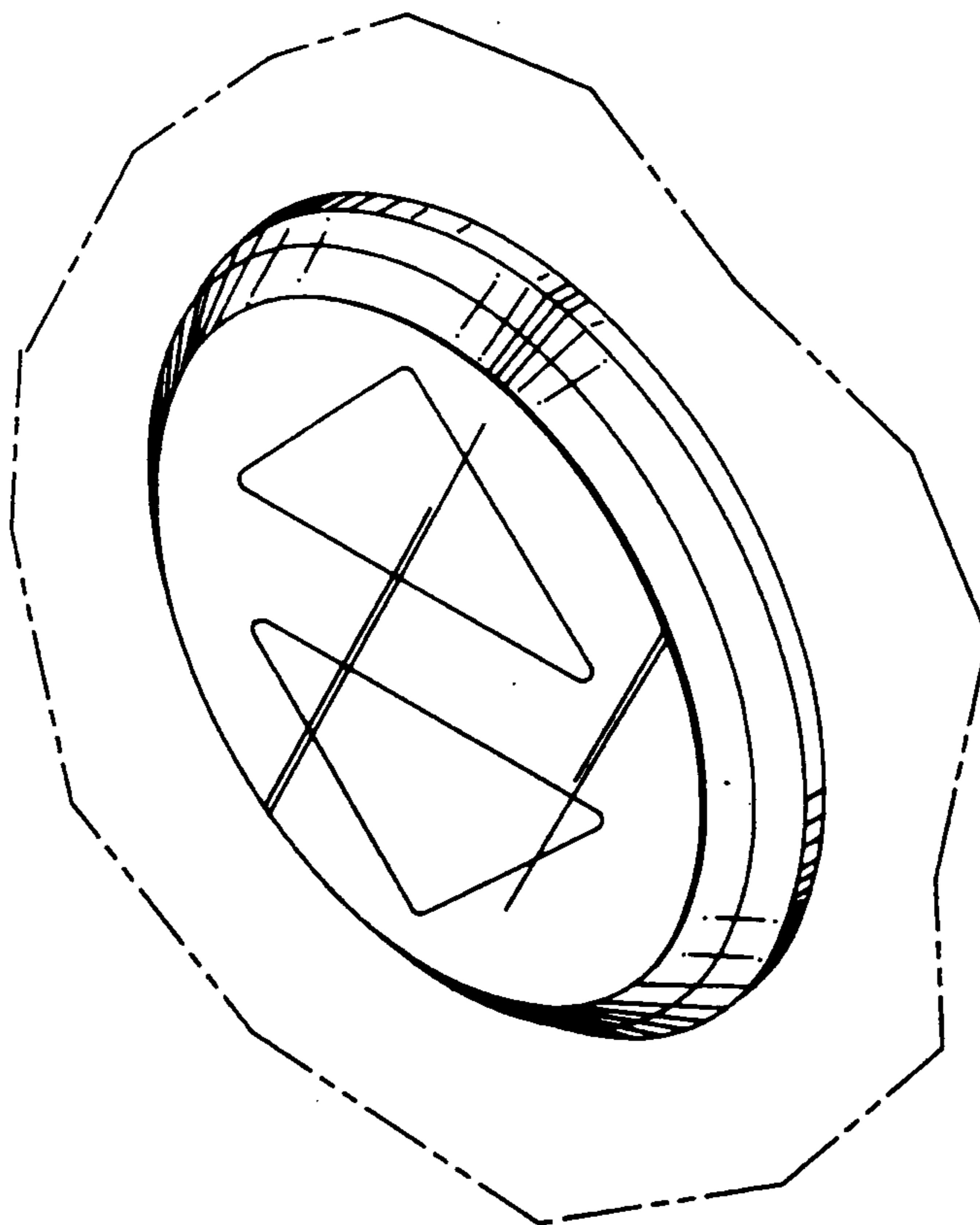


FIG. 1

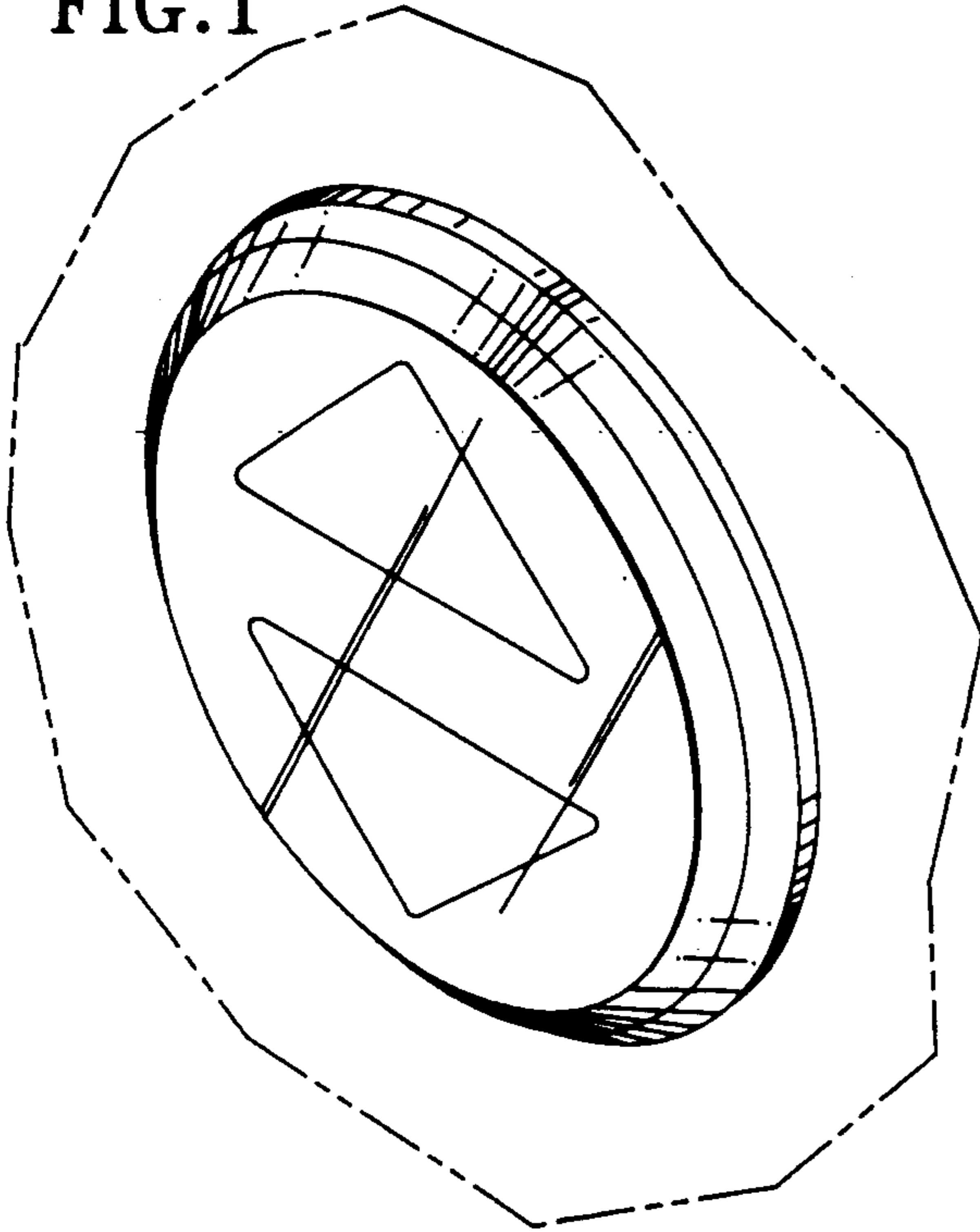


FIG. 2




FIG. 3

