

[54] COMBINED WRISTWATCH AND STRAP PORTIONS

4,748,603 5/1988 Ray et al. 368/80

[75] Inventor: Francis Benson, Engollon, Switzerland

FOREIGN PATENT DOCUMENTS

342169 12/1959 Switzerland 368/232

[73] Assignee: Girard-Perregaux, S.A., La Chaux-de-Fonds, Switzerland

OTHER PUBLICATIONS

[**] Term: 14 Years

Jewelry; Aug. 1951; p. 23.
European Jeweler; 7/1974; p. 57, #8, Omega Speed-sonic, lower right corner.
American Express product flyer, The Black Watch TM.

[21] Appl. No.: 178,434

Primary Examiner—Nelson C. Holtje
Assistant Examiner—Caron D. Veynar
Attorney, Agent, or Firm—McGlew & Tuttle

[22] Filed: Apr. 6, 1988

[52] U.S. Cl. D10/32; D10/39

[58] Field of Search D10/1, 2, 21-40,
D10/122-126; 368/71, 72, 74, 76, 77, 80-84, 88,
223, 228-242, 276-286

[57] CLAIM

The ornamental design for a combined wristwatch and strap portions, as shown and described.


[56] References Cited

U.S. PATENT DOCUMENTS

D. 221,289	7/1971	Closter	D10/39
D. 270,243	8/1983	Porsche	D10/30
D. 284,356	6/1986	Porsche	D10/32
D. 301,986	7/1989	Hysek	D10/39 X
2,361,563	10/1944	Pellaton	368/228 X
3,712,046	1/1973	Dill	368/77
4,681,464	7/1987	Ray	368/88 X

DESCRIPTION

FIG. 1 is a top plan view of a combined wristwatch and strap portions showing my new design;
FIG. 2 is a bottom plan view;
FIG. 3 is a right side elevational view;
FIG. 4 is a top, right perspective view;
FIG. 5 is a left side elevational view;
FIG. 6 is a perspective view thereof.






FIG. 1

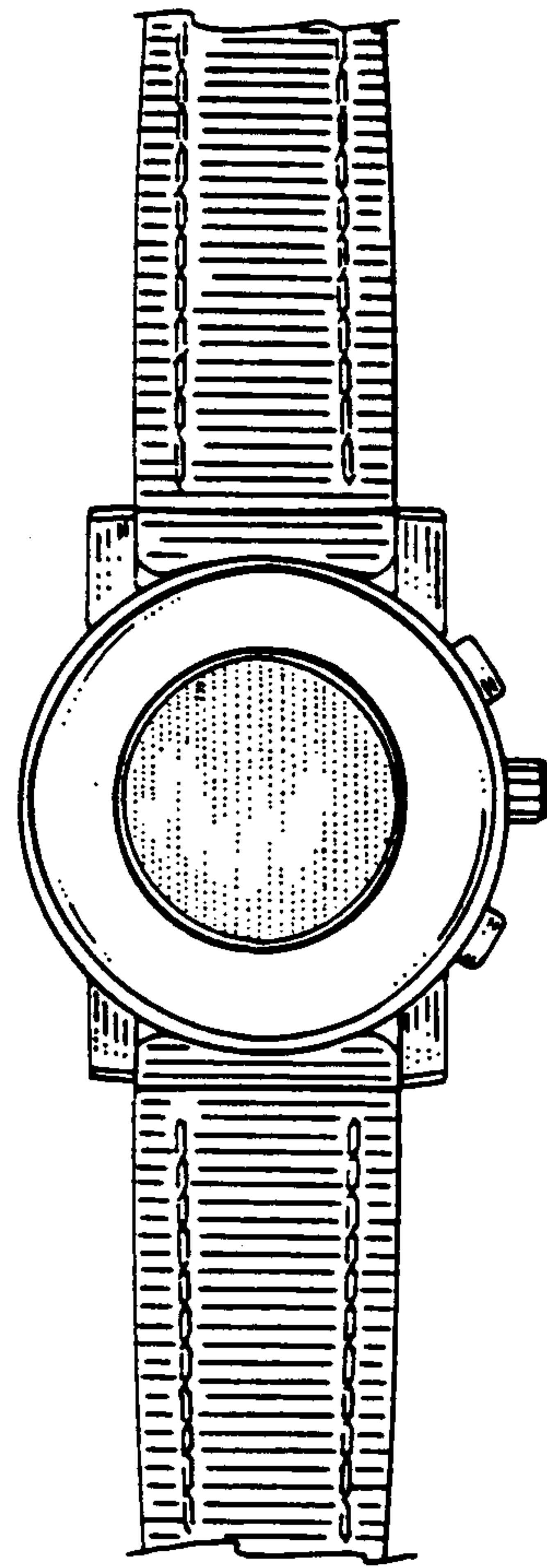


FIG. 2

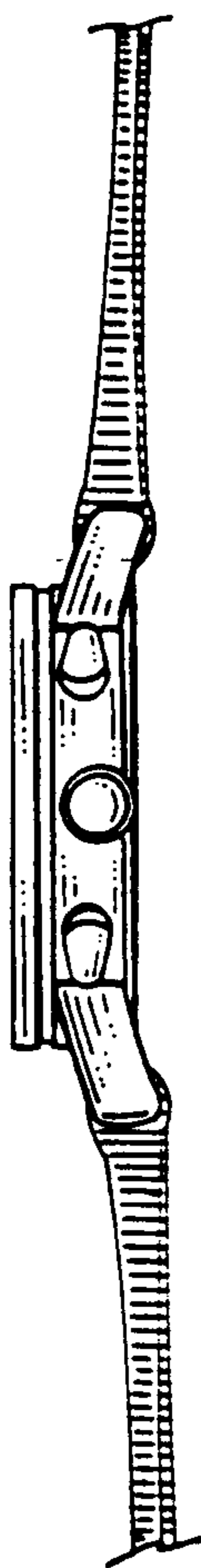


FIG. 3




FIG. 4




FIG. 5




FIG. 6