

[54] **COMBINED BOTTLE AND DISPENSING CAP**

[75] **Inventors: John C. Crawford, Lake Mahopac, N.Y.; Umberto D. I. Segati, Brussels, Belgium**

[73] **Assignee: Colgate-Palmolive Company, Piscataway, N.J.**

[**] **Term: 14 Years**

[21] **Appl. No.: 254,535**

[22] **Filed: Oct. 6, 1988**

[52] **U.S. Cl. D9/367; D9/377; D9/408; D9/447**

[58] **Field of Search D9/367, 377, 403-413, D9/370, 372, 373, 447, 449, 450, 435, 445, 366; 215/1 R, 1 C**

[56] **References Cited**

U.S. PATENT DOCUMENTS

- D. 106,628 10/1937 Leach, Jr. D9/367
- D. 219,096 11/1970 Mauri-Closa D9/367
- D. 234,911 4/1975 Stevens .
- D. 235,032 4/1975 Atkins .
- D. 237,049 10/1975 Atkins .
- D. 237,863 12/1975 Peters et al. .
- D. 242,225 11/1976 Sinclair .
- D. 245,226 8/1977 Magowan .
- D. 252,983 9/1979 Hasegawa et al. .
- D. 262,356 12/1981 Kretz D9/404
- D. 269,594 7/1983 Gurolnick D9/404 X
- D. 273,940 5/1984 Soos et al. D9/412 X
- D. 281,861 12/1985 Jones et al. D9/377
- D. 283,398 4/1986 Van Dine D9/367 X
- D. 290,342 6/1987 Lyons D9/405
- D. 290,527 6/1987 Thorogood D9/338 X

- D. 301,837 6/1989 Peterson et al. D9/377
- D. 305,300 1/1990 Kraft D9/377
- 3,036,746 5/1962 Hagen 222/480
- 4,358,032 11/1982 Libit 222/498
- 4,361,250 11/1982 Foster 220/266
- 4,399,928 8/1983 Klingler 220/335
- 4,402,435 9/1983 Libit 222/556
- 4,441,637 4/1984 Libit 222/556
- 4,457,458 7/1984 Heinol 222/498
- 4,615,462 10/1986 Sacherer et al. 220/339
- 4,621,744 11/1986 Foster 220/270
- 4,632,266 12/1986 Osswald 215/235
- 4,669,622 6/1987 Bennett 215/237
- 4,699,283 10/1987 Dubach 215/237

FOREIGN PATENT DOCUMENTS

96152 4/1987 Australia .

OTHER PUBLICATIONS

Harper's Bazaar, Apr. 1986, p. 121, Nivea Sun suntan lotion bottle.



Primary Examiner—Melvin B. Feifer
Assistant Examiner—Lucy Lieberman
Attorney, Agent, or Firm—Richard J. Ancel; Robert C. Sullivan; Murray M. Grill

[57] **CLAIM**

The ornamental design for a combined bottle and dispensing cap, as shown and described.

DESCRIPTION

FIG. 1 is a front elevation of a combined bottle and dispensing cap showing our new design; FIG. 2 is a right side elevation thereof; FIG. 3 is a left side elevation thereof; FIG. 4 is a rear elevation thereof. FIG. 5 is a top plan view thereof; and FIG. 6 is a bottom plan view thereof;






FIG. 1




FIG. 2

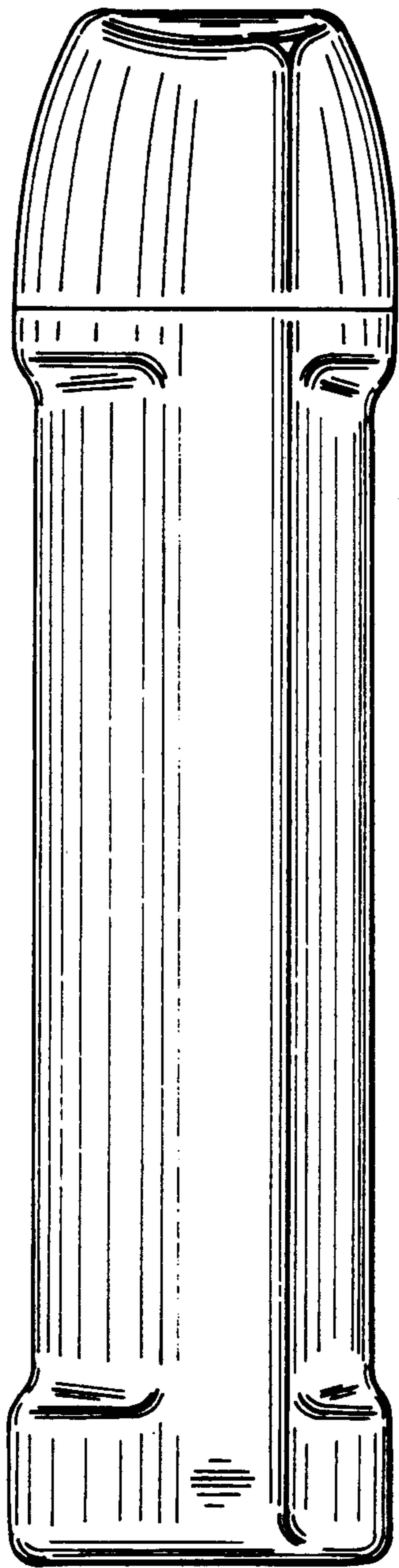


FIG. 3




FIG. 4

FIG. 5

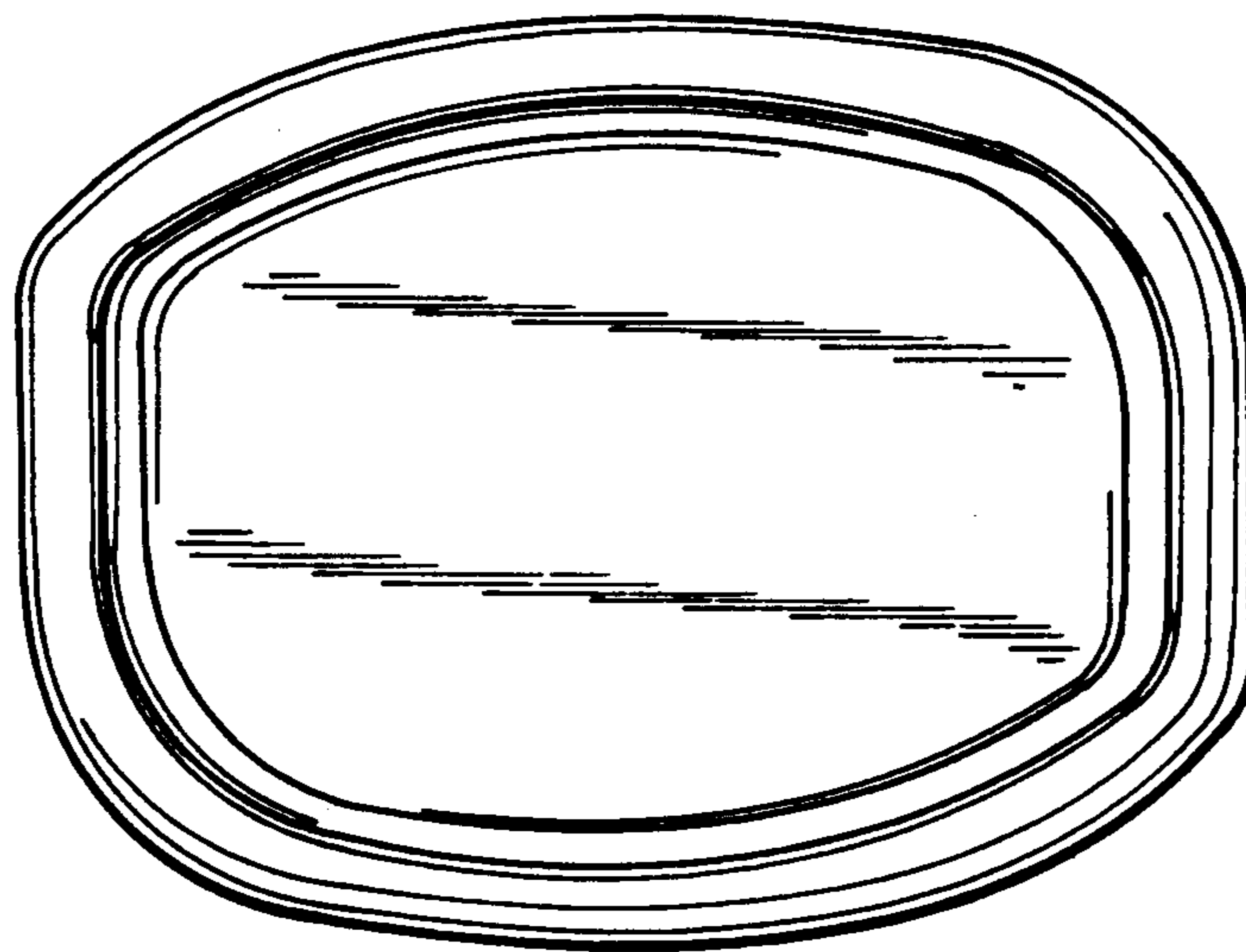
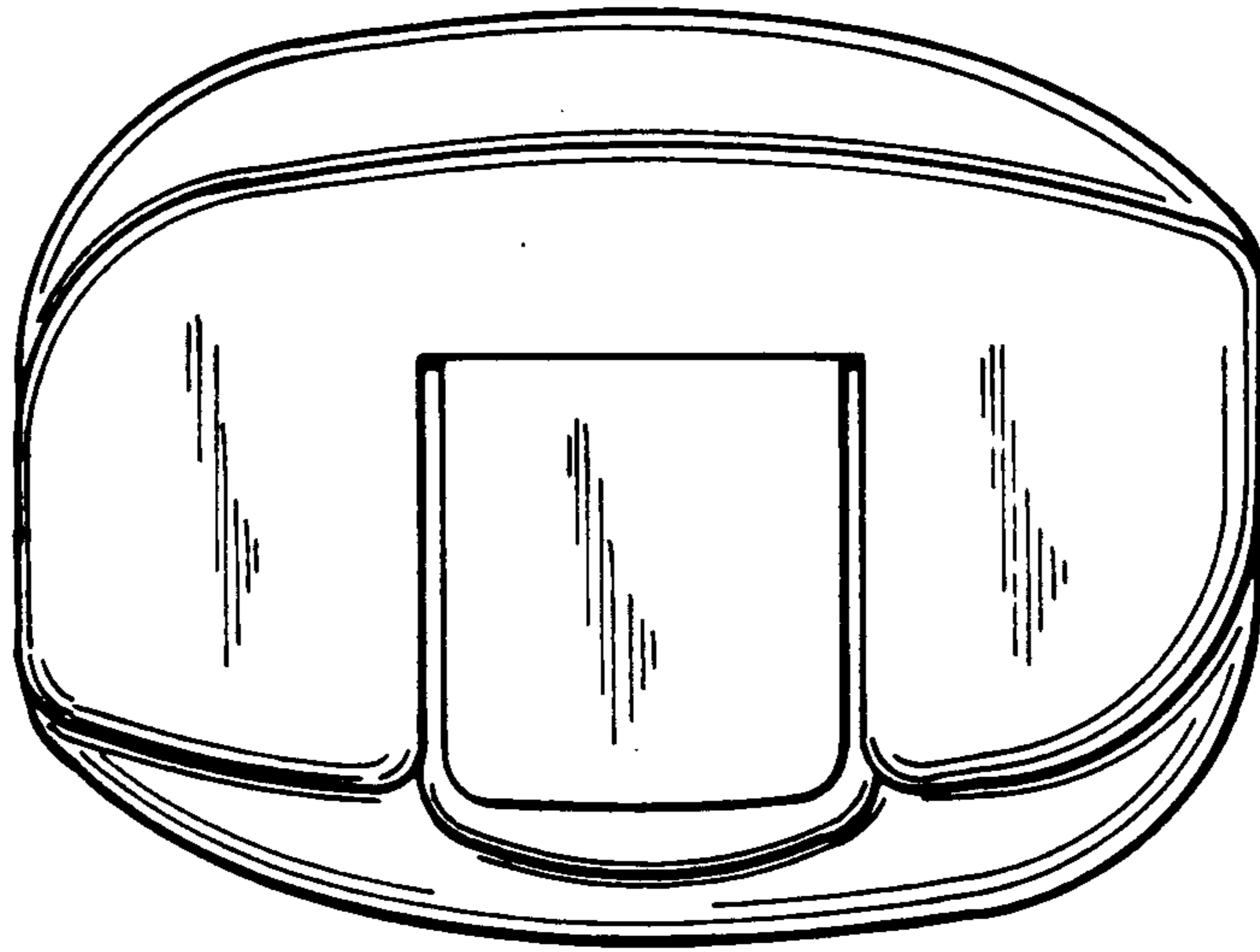


FIG. 6