

[54] BRANDY SNIFTER

[75] Inventor: Walter Wenzl, Regen, Fed. Rep. of Germany

[73] Assignee: Christian Dior, S.A., Paris, France

[\*\*] Term: 14 Years

[21] Appl. No.: 268,353

[22] Filed: Nov. 7, 1988

[52] U.S. Cl. .... D7/537; D7/527

[58] Field of Search ..... D7/503, 507, 509, 522-532, D7/537

[56] References Cited

U.S. PATENT DOCUMENTS

- D. 92,113 4/1934 Sakier ..... D7/527
- D. 92,247 5/1934 Irwin ..... D7/537
- D. 118,620 1/1940 Fuerst et al. .... D7/527
- D. 161,704 1/1951 Morrison ..... D7/527

OTHER PUBLICATIONS

*Libbey Glassware*, Oct. 15, 1973, p. 2, "Embassy" Brandy #3709—4th row—2nd from left, Forum On--The-Rocks #7407 (bottom r.).  
*Libbey Glassware*, Jun. 29, 1973; pp. 14, 15; "Forum

Stemware", Columned Stem, (catalog in T-4A Box design library).

*HFD*, Apr. 21, 1986, p. 63, "Sasaki" Crystal and Flatware—Stem on Goblets matches handle on fork.

*Primary Examiner*—Winifred E. Herrmann  
*Attorney, Agent, or Firm*—Philip H. Gottfried

[57] CLAIM

The ornamental design for a brandy snifter, as shown and described.

DESCRIPTION

FIG. 1 is a front elevational view of a brandy snifter showing my new design;

FIG. 2 is a right side elevational view thereof;

FIG. 3 is a top plan view thereof; and,

FIG. 4 is a sectional view thereof on an enlarged scale taken on line 4—4 of FIG. 2 in the direction of the arrows with the base of the brandy snifter having been omitted for convenience of illustration;

The rear elevational view opposite that disclosed in FIG. 1 and the left side elevational view opposite that disclosed in FIG. 2 are respectively identical to those views shown. The base of the stem visible through the bottom of the brandy snifter is identical to the top of the stem shown in FIG. 3.

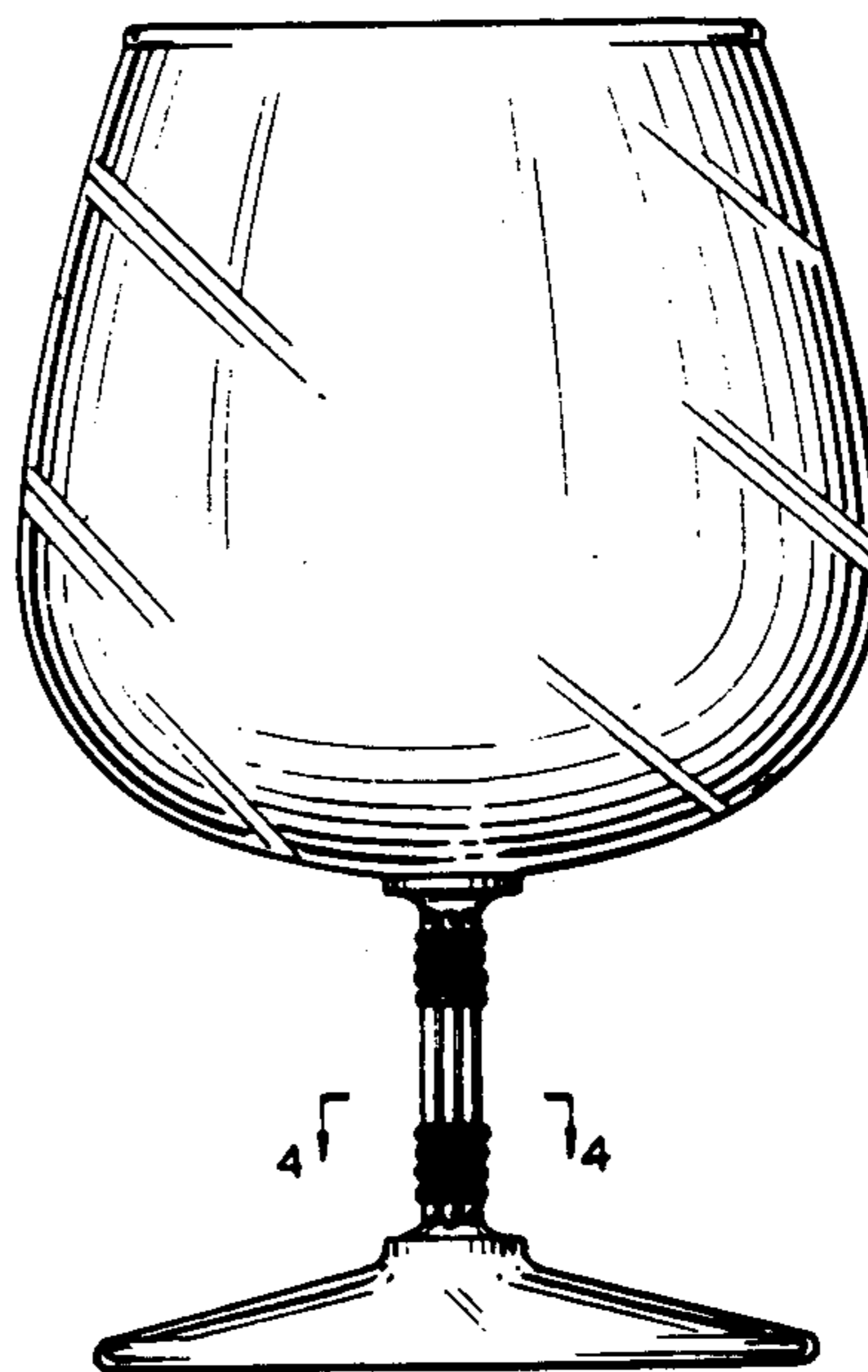



Fig. 1.




Fig. 2.

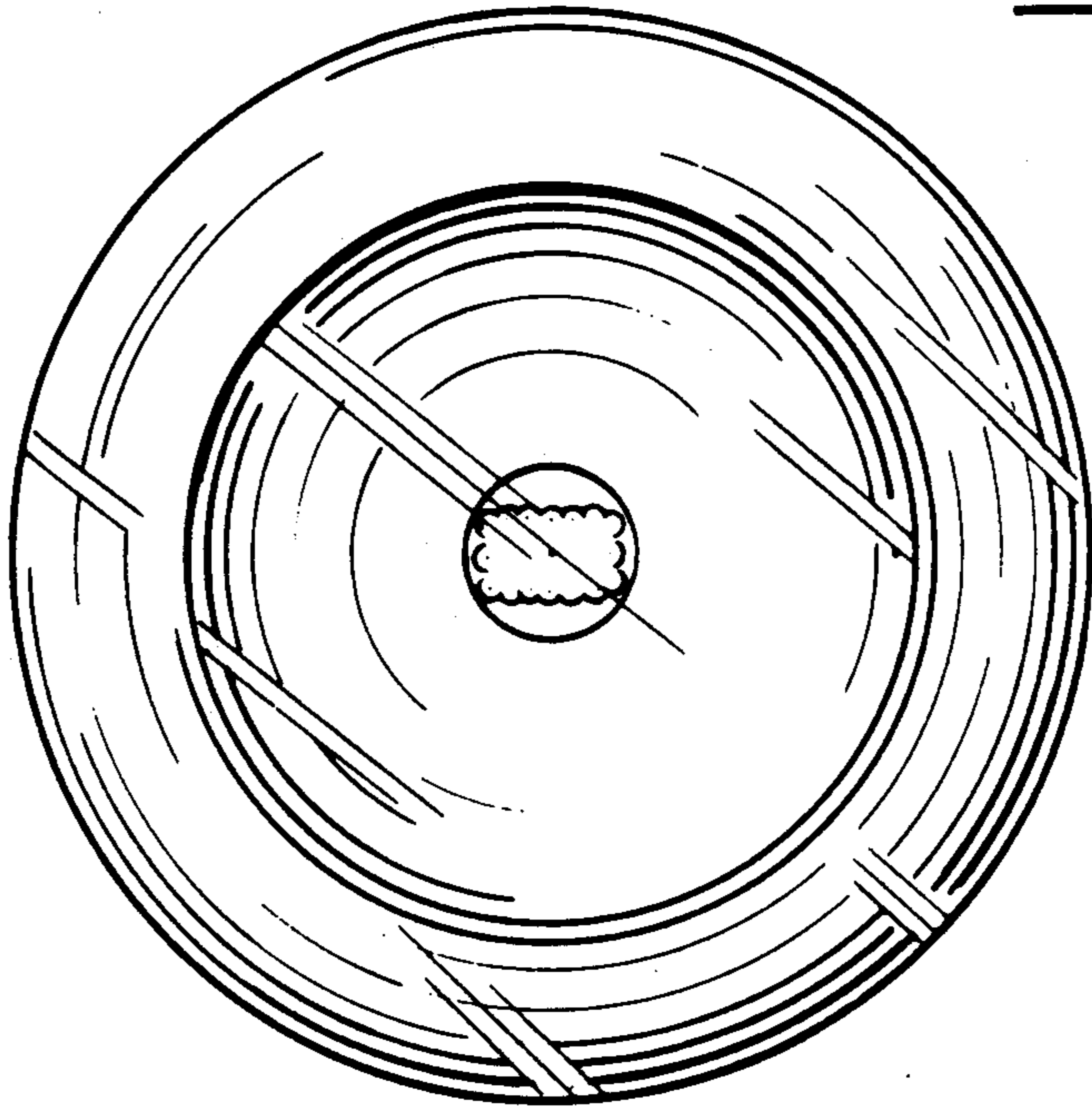


Fig. 2.


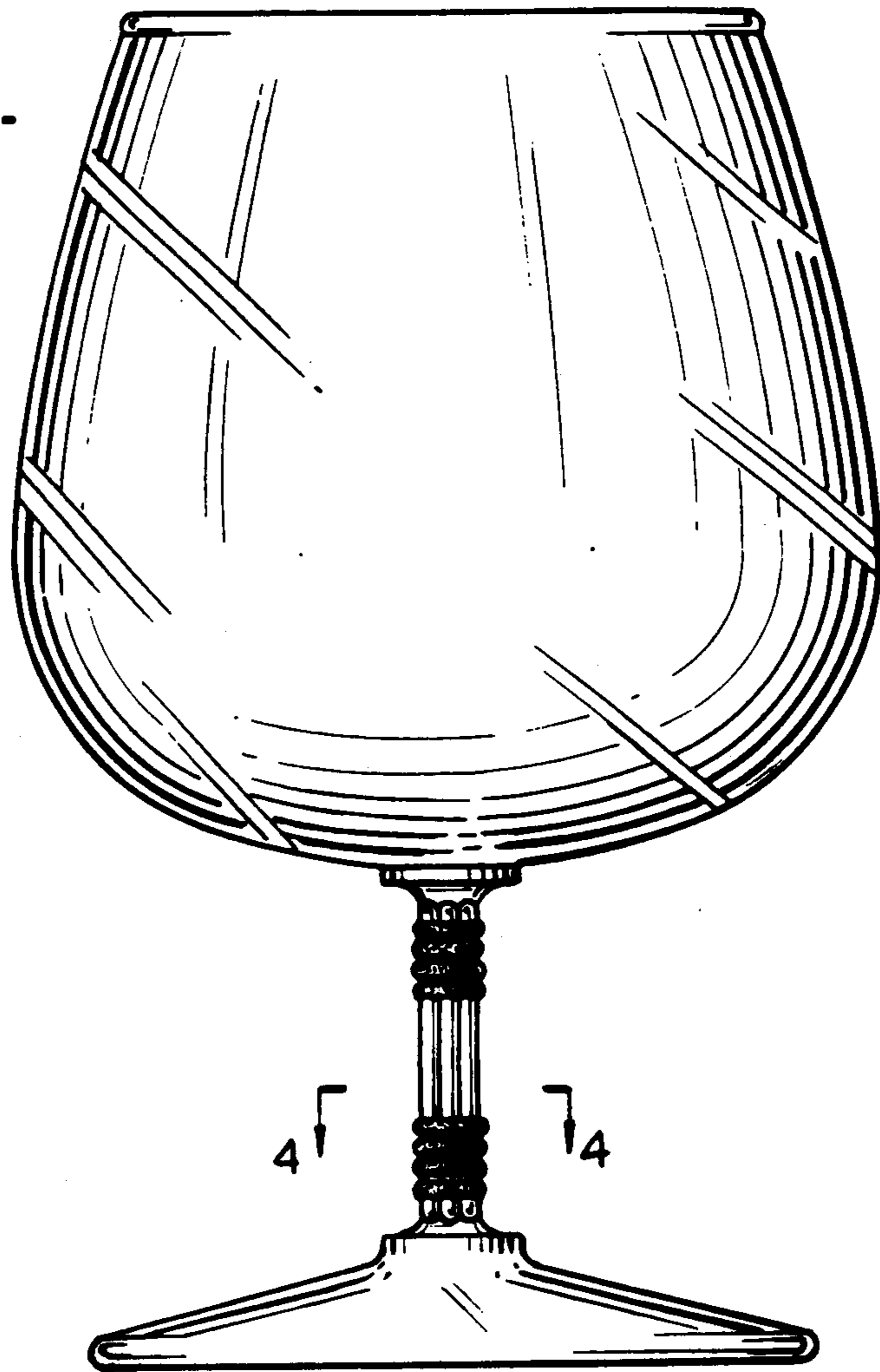


Fig. 4.