

# United States Patent [19]

Kuroda

[11] Patent Number: Des. 317,067

[45] Date of Patent: \*\* May 21, 1991

[54] **FLOOR CLEANER**

[75] Inventor: **Yutaka Kuroda**, Tokyo, Japan

[73] Assignee: **Kabushiki Kaisha Hoky**, Chiba, Japan

[\*\*] Term: **14 Years**

[21] Appl. No.: **124,959**

[22] Filed: **Nov. 18, 1987**

[30] **Foreign Application Priority Data**

Jul. 1, 1987 [JP] Japan ..... 62-26880

[52] U.S. Cl. .... **D32/38**

[58] Field of Search ..... **D32/35, 38-39, D32/21-22, 31-33; 15/41 R, 41 A, 41 B, 42-48, 143 R, 143 A, 143 B, 144 R, 144 A, 144 B, 145**

[56] **References Cited**

**U.S. PATENT DOCUMENTS**

2,216,185 10/1940 Cummins ..... 15/41 R

3,034,163 5/1962 Stevens et al. .... D32/38 X  
3,268,936 8/1966 Fukuba ..... 15/41 R  
4,498,207 2/1985 Rosendall ..... 15/42  
4,793,646 12/1988 Michaud, Jr. .... 15/143 R  
4,815,157 3/1989 Tsuchiya ..... 15/42

*Primary Examiner*—Wallace R. Burke  
*Assistant Examiner*—Lavone D. Tabor  
*Attorney, Agent, or Firm*—Wenderoth, Lind & Ponack

[57] **CLAIM**

The ornamental design for a floor cleaner, as shown and described.

**DESCRIPTION**

FIG. 1 is a front elevational view of a floor cleaner showing my new design;  
FIG. 2 is a side elevational view thereof;  
FIG. 3 is a top plan view thereof;  
FIG. 4 is a bottom plan view thereof; and  
FIG. 5 is a perspective view as seen from the top, rear and opposite side.

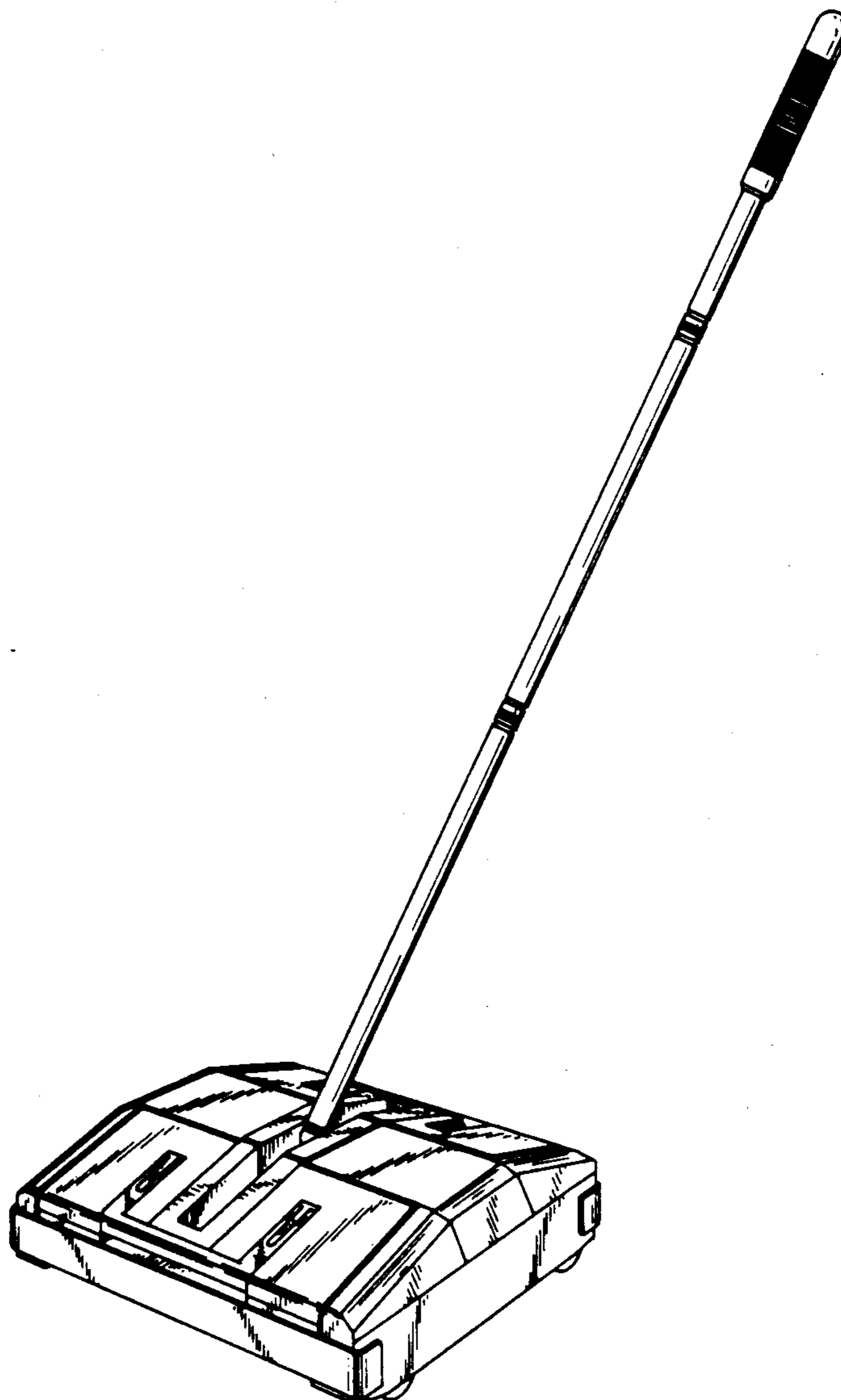


FIG. 1

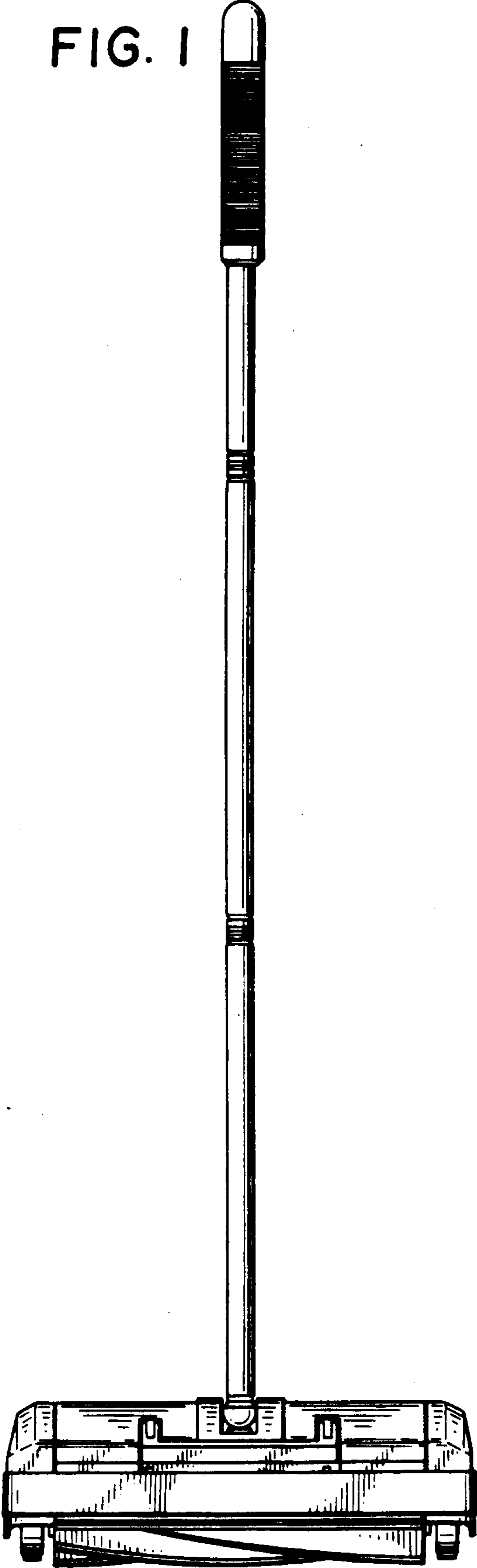


FIG. 2

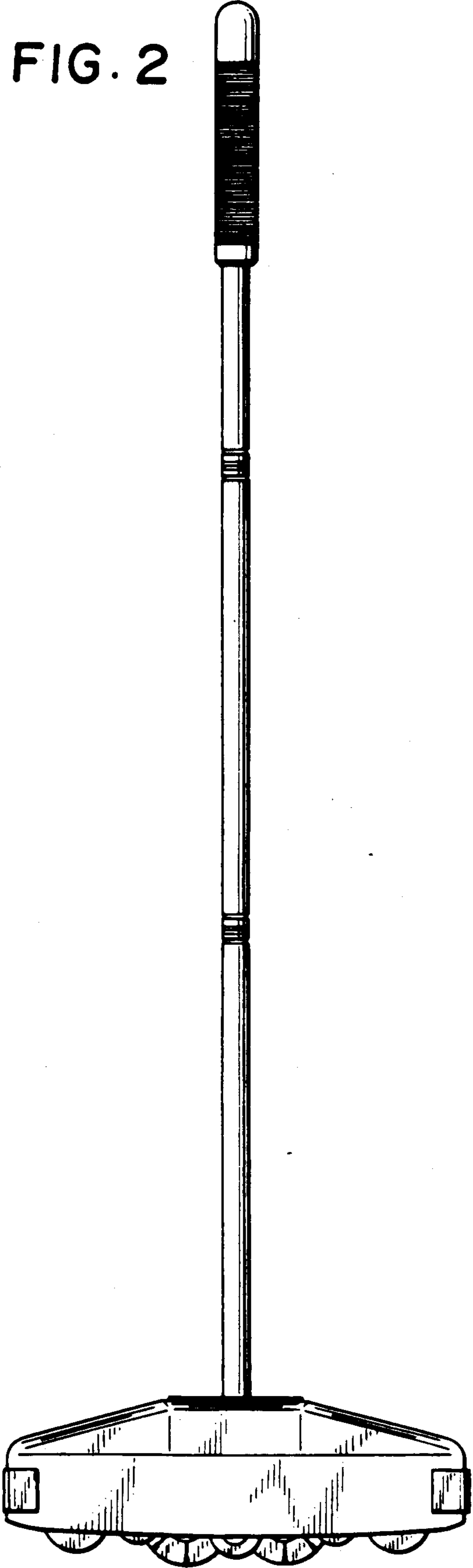


FIG. 3

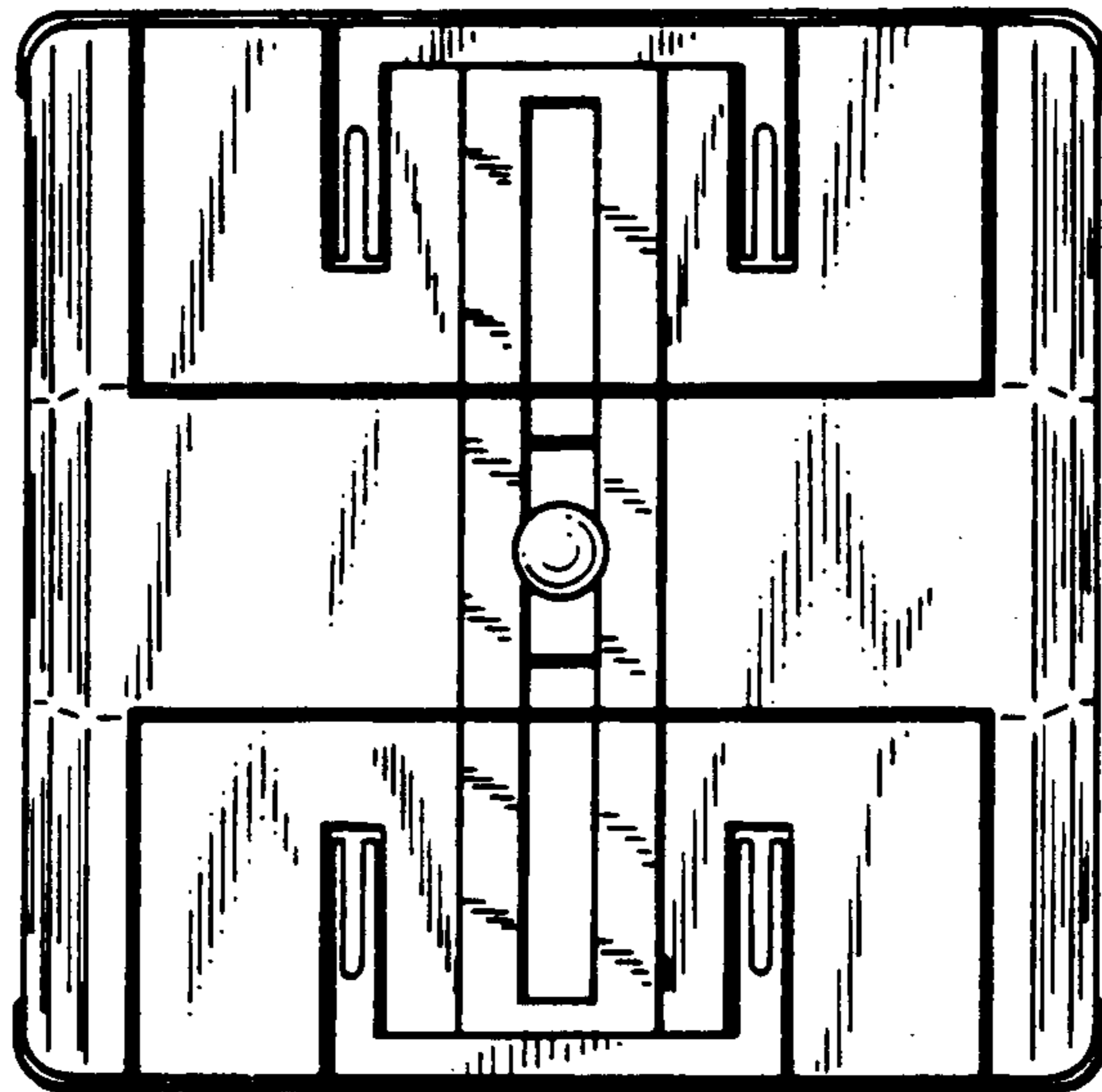


FIG. 4




FIG. 5

