

[54] **LIMB PROTECTOR**

[76] **Inventor: Alfred R. Pierce, Jr., 25 Argyle Ave., Blackwood, N.J. 08012**

[\*\*] **Term: 14 Years**

[21] **Appl. No.: 588,414**

[22] **Filed: Sep. 26, 1990**

**Related U.S. Application Data**

[62] **Division of Ser. No. 70,232, Jul. 6, 1987, Pat. No. Des. 311,075.**

[52] **U.S. Cl. .... D29/20**

[58] **Field of Search ..... D29/20, 10; D2/84, 122, D2/225, 226, 25, 27, 451; 2/167**

[56] **References Cited**

**U.S. PATENT DOCUMENTS**

- D. 249,596 9/1978 Rule ..... D29/10
- D. 256,176 8/1980 Rule ..... D29/10
- D, 259,058 4/1981 Marshall ..... D24/64
- D. 259,955 7/1981 Helferich ..... D29/20

- D. 290,766 7/1987 Pierce, Jr. .... D29/20
- D. 300,676 4/1989 Pierce, Jr. .... D29/20
- D. 311,075 10/1990 Pierce, Jr. .... D29/20
- 338,790 3/1886 Slack ..... 2/167
- 4,064,874 12/1977 Valin ..... 2/22

**FOREIGN PATENT DOCUMENTS**

- 287546 3/1927 United Kingdom ..... D2/225

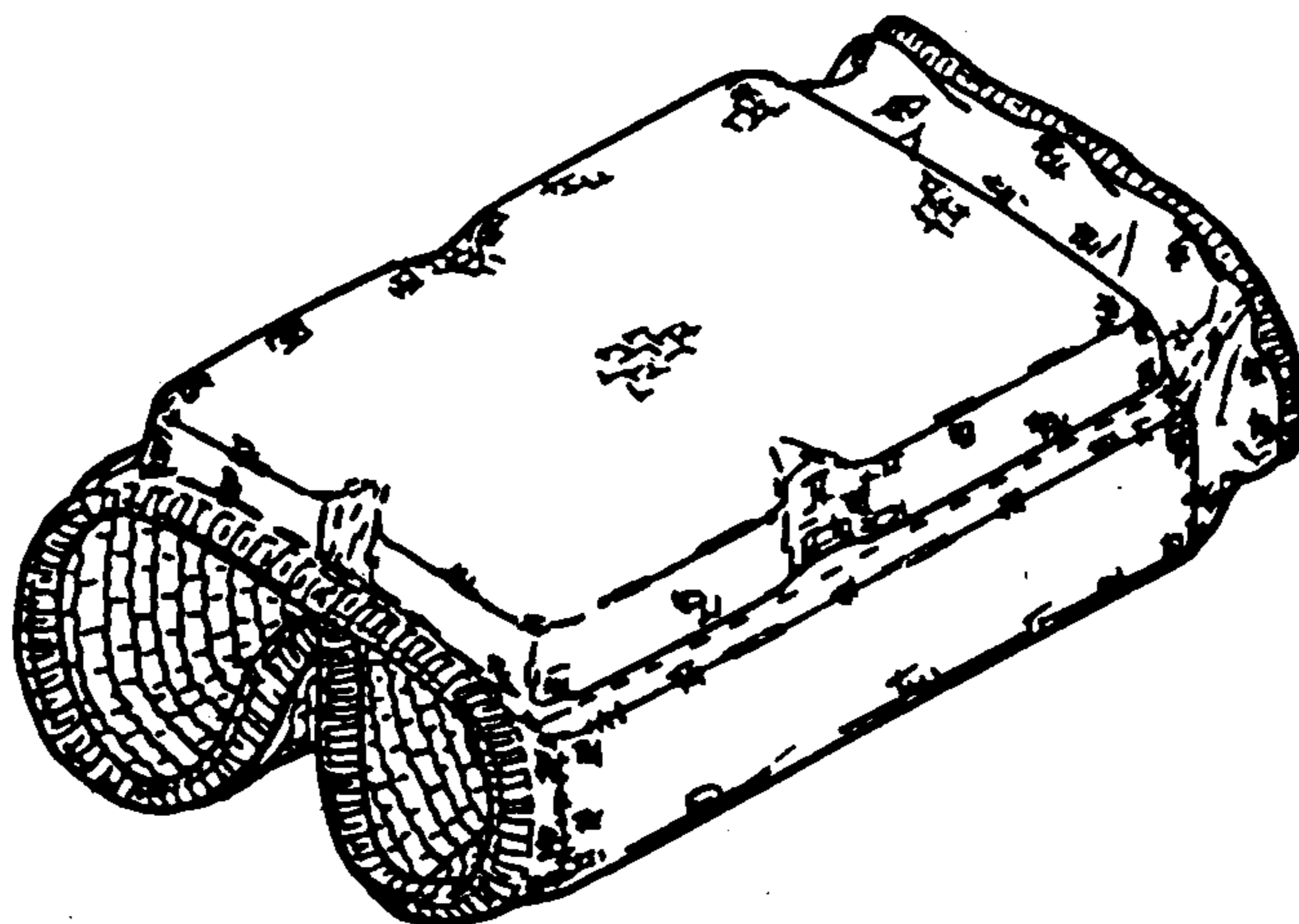
*Primary Examiner*—Louis S. Zarfaz  
*Assistant Examiner*—Paula Allen  
*Attorney, Agent, or Firm*—Thomas A. Lennox

[57] **CLAIM**

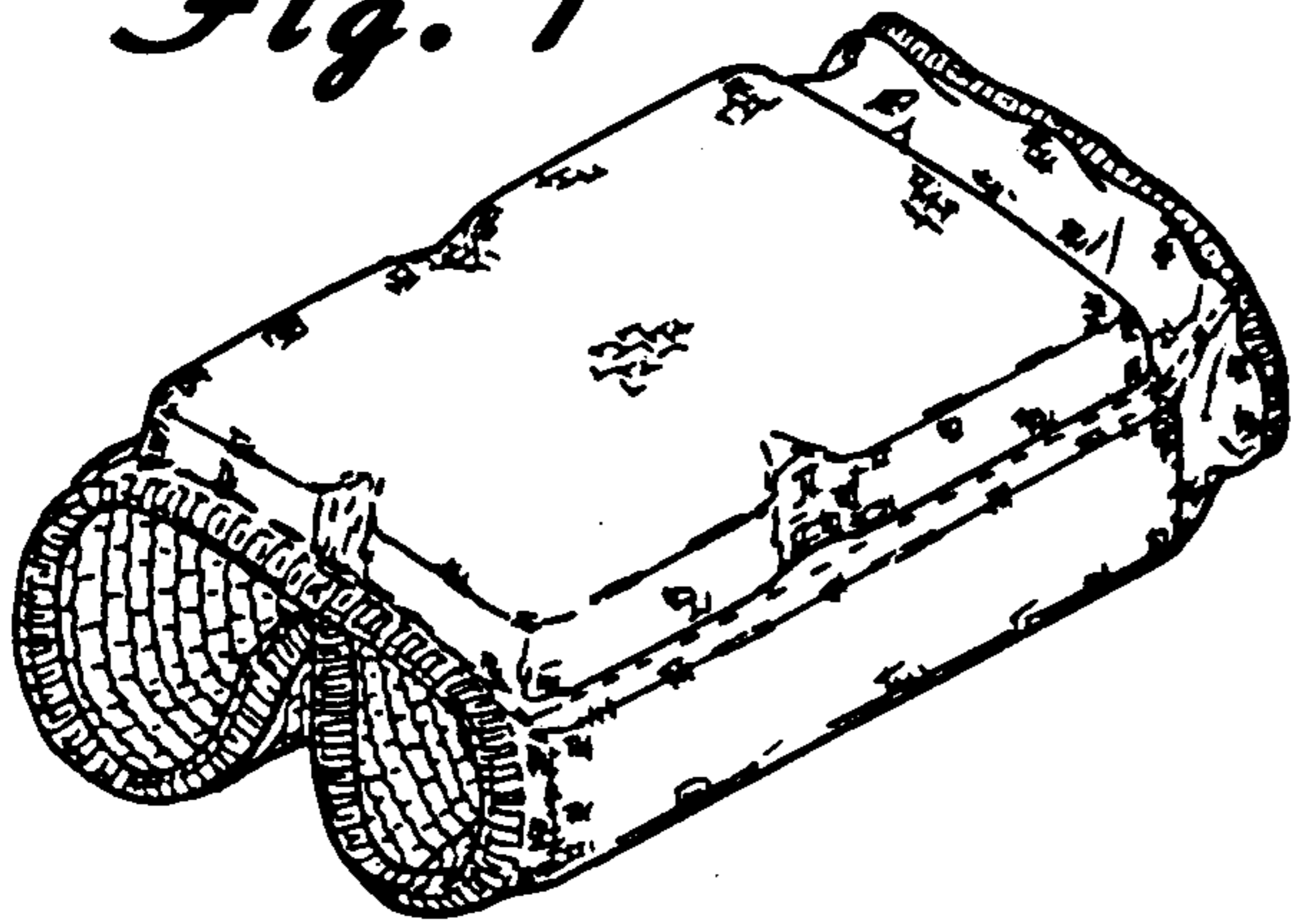
The ornamental design for a limb protector, as shown and described.

**DESCRIPTION**

FIG. 1 is a top front perspective view of a limb protector showing my new design;  
FIG. 2 is a front elevational view thereof.  
FIG. 3 is a left side elevational view thereof, the right side being mirror image hereto.  
FIG. 4 is a bottom elevational view thereof.



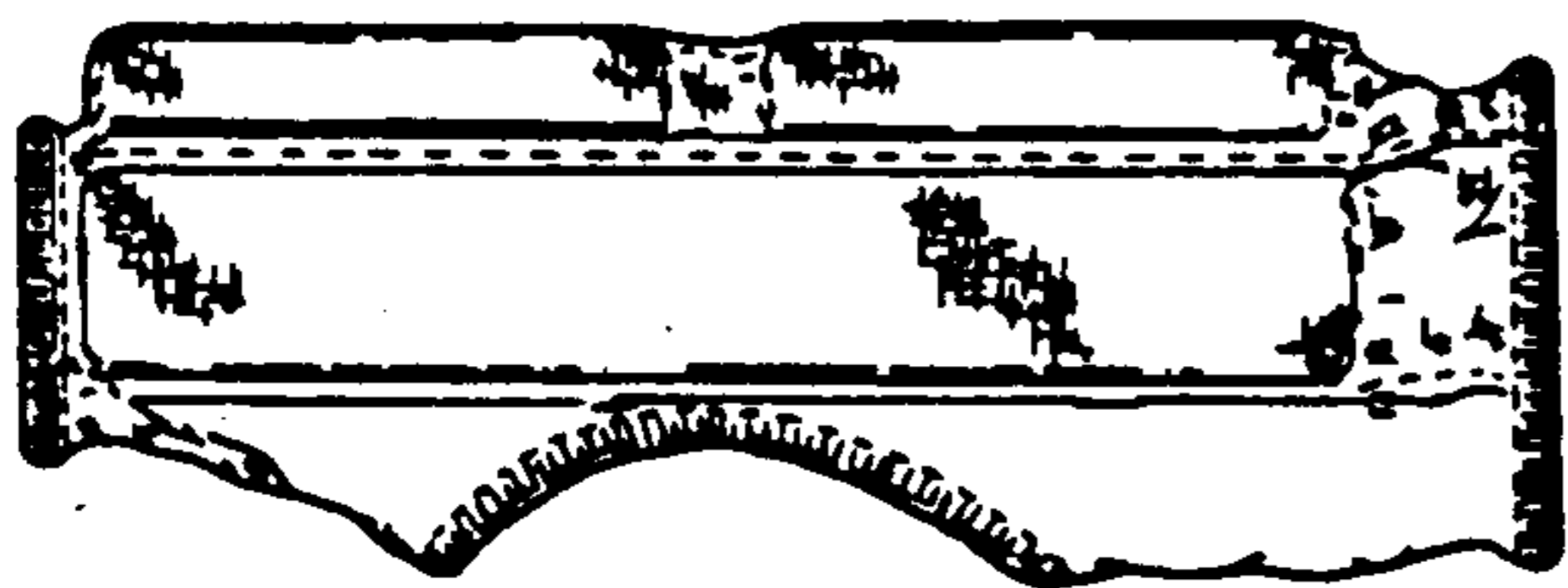
*Fig. 1*



*Fig. 2*



*Fig. 3*



*Fig. 4*

