

[54] FUEL CONTAINER FOR LIQUID CANDLE LAMP

[75] Inventor: J. Alan Menter, Manlius, N.Y.

[73] Assignee: Hollowick, Inc., Manlius, N.Y.

[\*\*] Term: 14 Years

[21] Appl. No.: 180,266

[22] Filed: Apr. 11, 1988

[52] U.S. Cl. .... D26/117; D9/355; D26/23

[58] Field of Search ..... 431/289, 291, 301; 313/310; 298/311, 320; 126/321, 324, 325; 362/160, 161, 162, 180, 163; D26/9, 11, 23, 93, 117, 104, 105, 110, 113, 114

[56] References Cited

U.S. PATENT DOCUMENTS

- D. 32,990 7/1900 Atwood ..... D26/117
- D. 35,069 9/1901 Lorenz ..... D9/355
- D. 273,180 3/1984 Carluccio ..... D9/399 X
- 708,468 9/1902 Lehman ..... 431/321

- 888,139 5/1908 Betts .
- 1,042,656 10/1912 Down .
- 1,546,050 7/1925 Halvorson, Jr. .
- 4,035,138 7/1977 Walters ..... 431/320
- 4,126,408 11/1978 Cox .
- 4,185,953 1/1980 Schirneker .
- 4,261,695 4/1981 Reninger .
- 4,526,530 7/1985 Menter et al. .
- 4,611,986 9/1986 Menter et al. .
- 4,624,633 11/1986 Bandel .


Primary Examiner—Susan J. Lucas  
Attorney, Agent, or Firm—Wall and Roehrig

[57] CLAIM

The ornamental design for a fuel container for liquid candle lamp, as shown and described.

DESCRIPTION

FIG. 1 is a perspective view of a fuel container embodying my new design;  
FIG. 2 is a side elevational view thereof, the opposite side being identical;  
FIG. 3 is a top plan view thereof; and  
FIG. 4 is a bottom plan view thereof.






FIG. 1

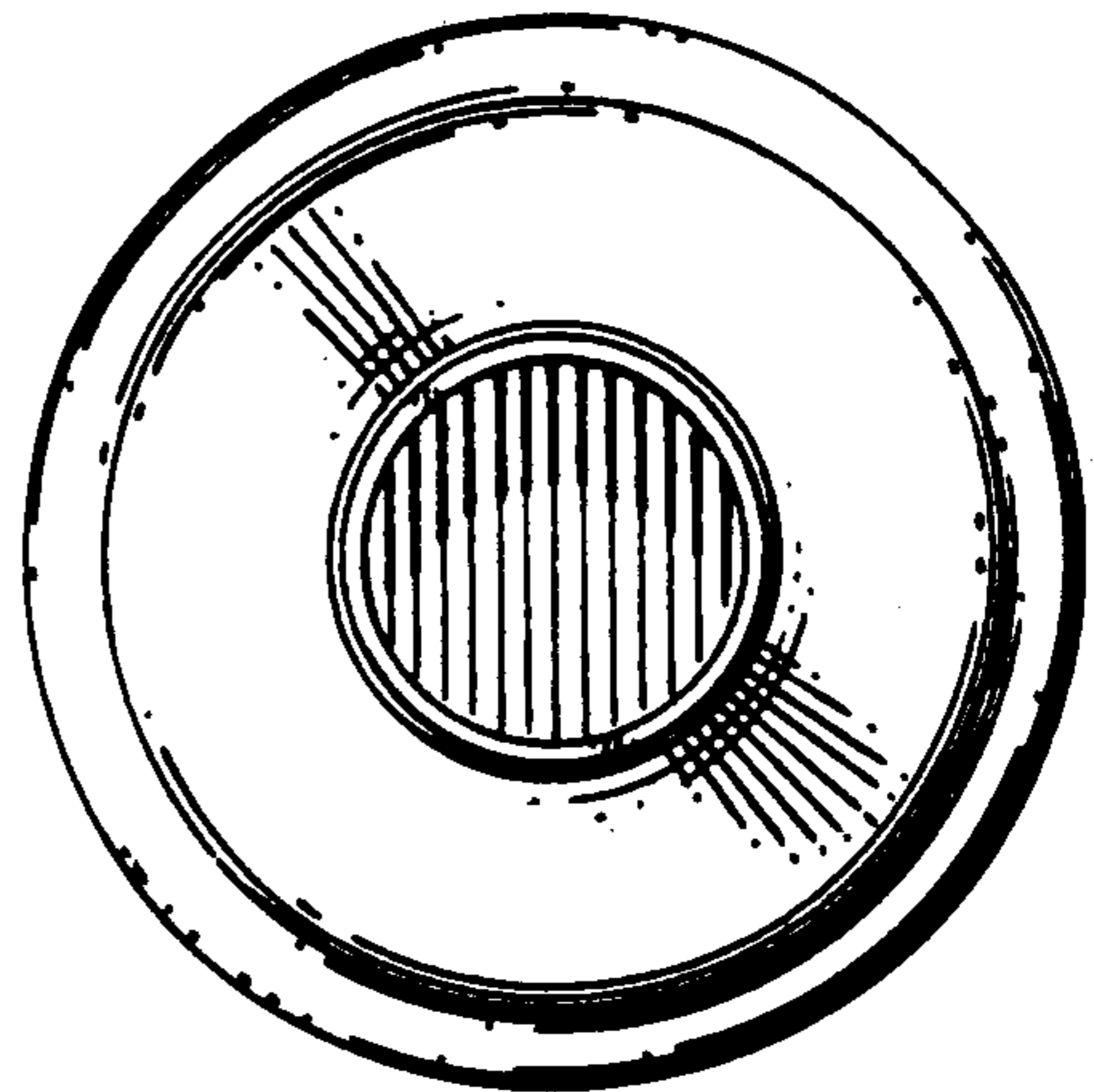


FIG. 3

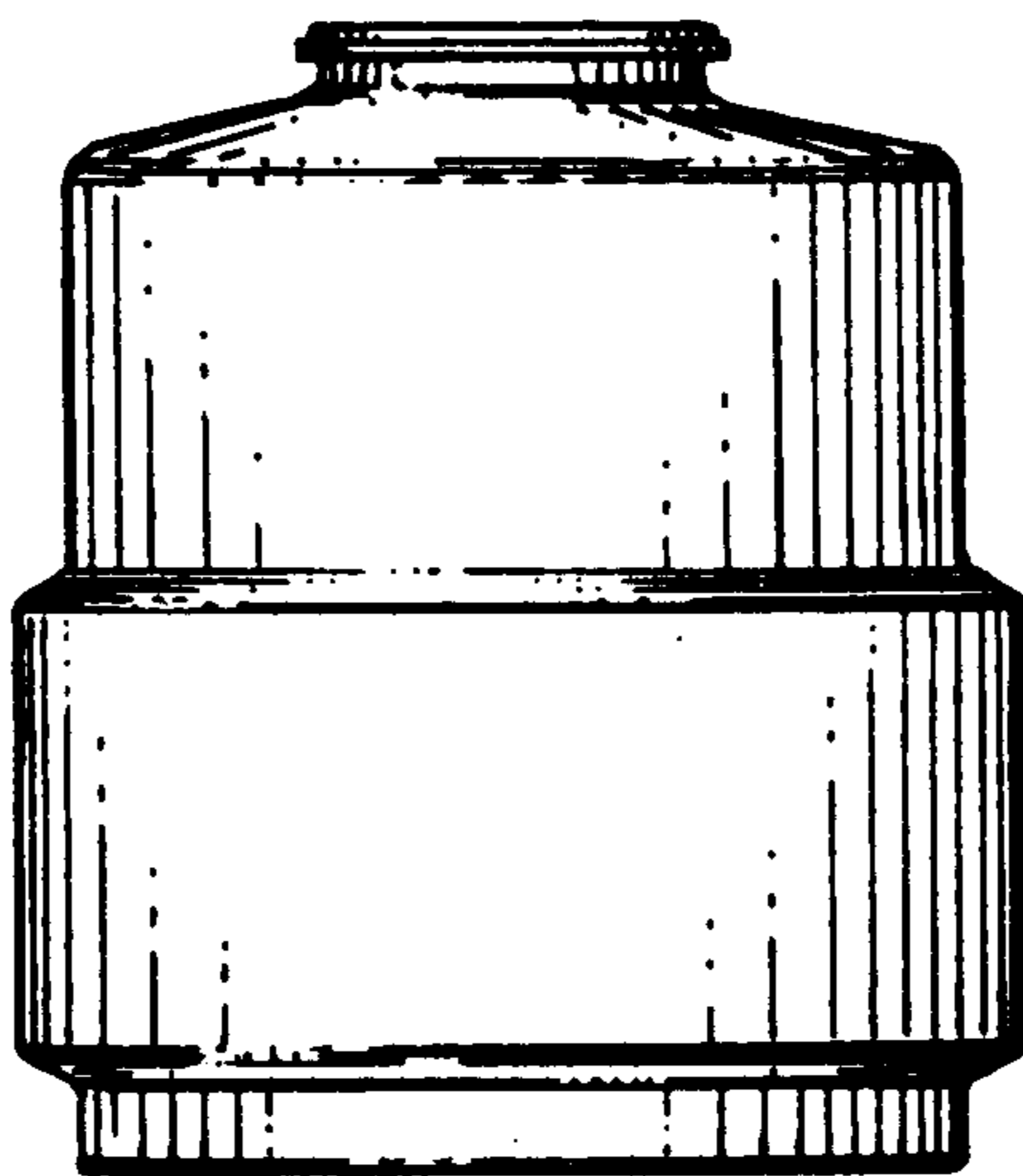


FIG. 2

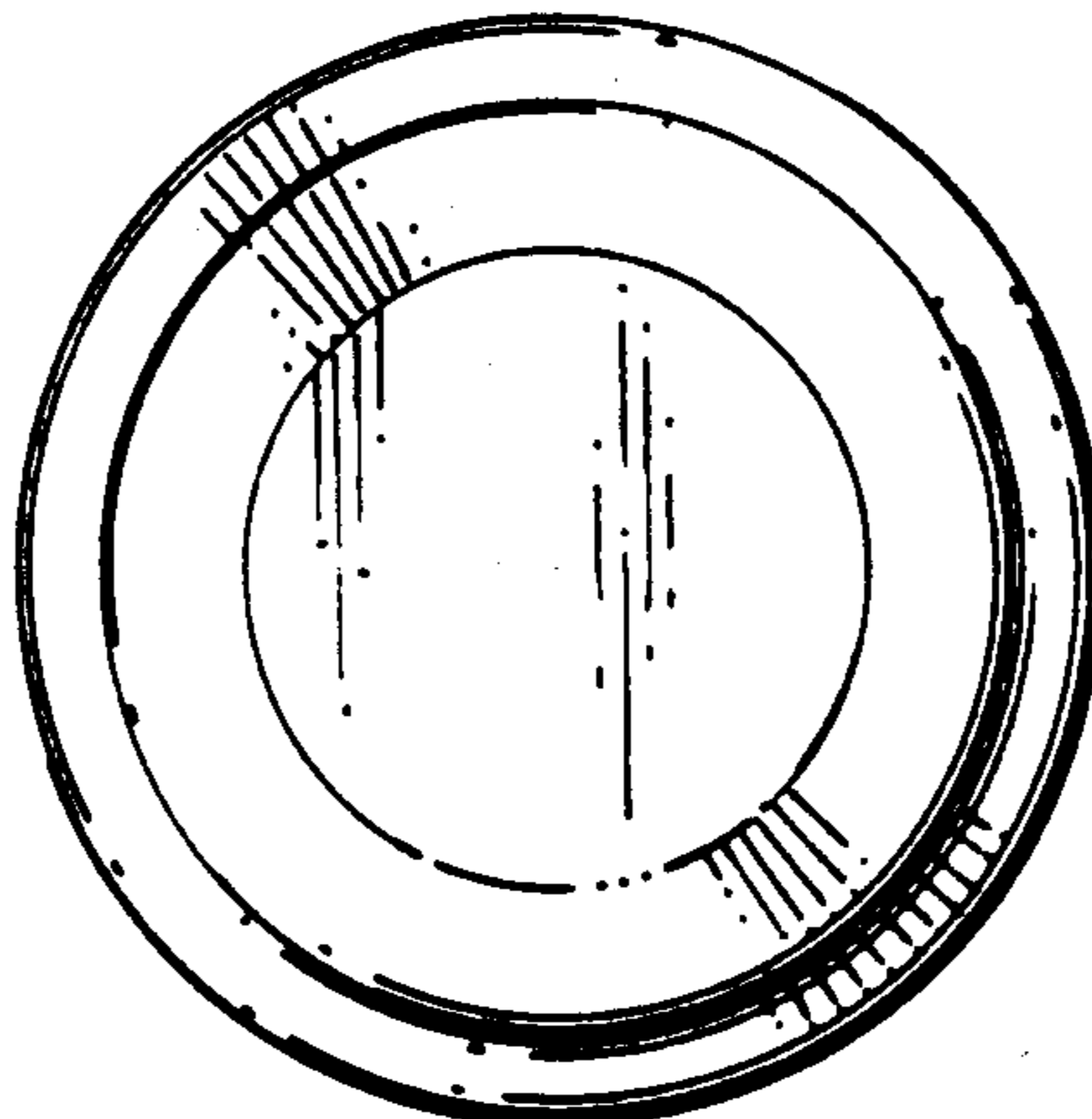


FIG. 4