

[54] **FLASHLIGHT WAND**

[75] **Inventor: Benjamin J. Cimock, Altamonte Springs, Fla.**

[73] **Assignee: I & K Trading Company, Washington, D.C.**

[\*\*] **Term: 14 Years**

[21] **Appl. No.: 271,195**

[22] **Filed: Nov. 14, 1988**

[52] **U.S. Cl. .... D26/37; D26/40**

[58] **Field of Search ..... 135/DIG. 10; D21/100; 446/267, 219, 159, 490, 485; D26/37-50; 362/157, 159, 183-208, 101, 102, 109, 120, 806, 32; 84/477 B**

[56]

**References Cited**

**U.S. PATENT DOCUMENTS**

D. 262,466	12/1981	Lieberman et al. ....	D26/38
4,055,840	10/1977	Uchytel et al. ....	362/32 X
4,208,701	6/1980	Schock .....	362/202
4,600,974	7/1986	Lew et al. ....	362/102
4,924,358	5/1990	Von Heck .....	362/202 X

*Primary Examiner*—Susan J. Lucas  
*Attorney, Agent, or Firm*—Blum Kaplan


[57]

**CLAIM**

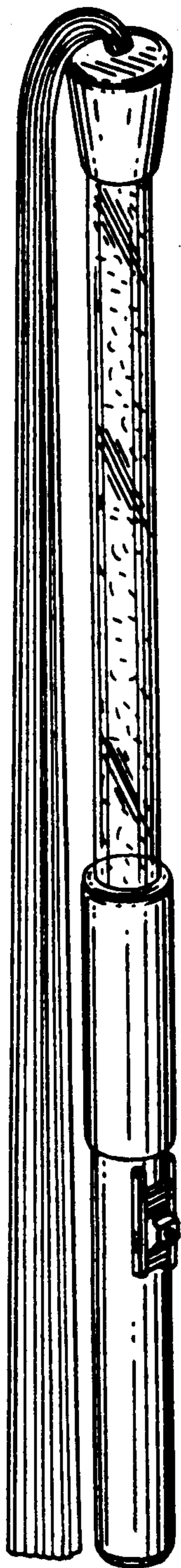
The ornamental design for a flashlight wand, as shown.

**DESCRIPTION**

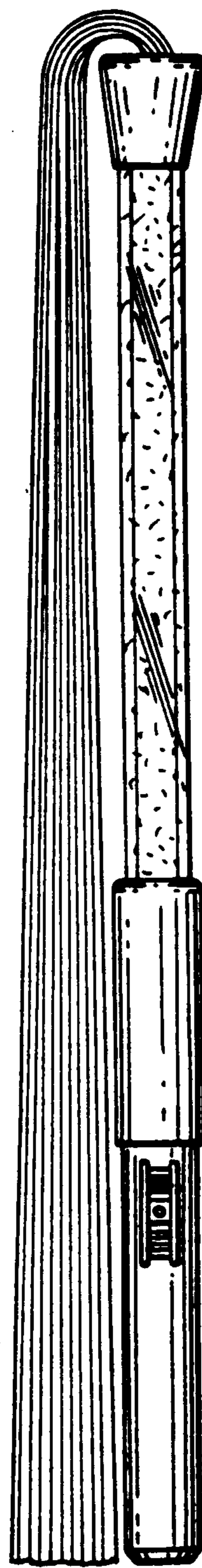
FIG. 1 is a perspective view of a flashlight wand showing my new design;  
FIG. 2 is a front elevational view thereof;  
FIG. 3 is a top plan view thereof;  
FIG. 4 is a side elevational view thereof;  
FIG. 5 is a rear elevational view thereof;  
FIG. 6 is a bottom plan view thereof.




*FIG. 1*



*FIG. 2*



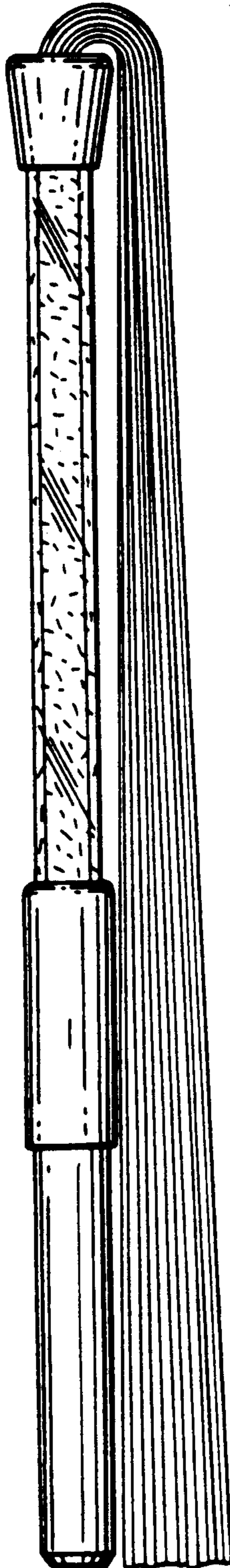
*FIG. 3*



*FIG. 4*



*FIG. 5*



*FIG. 6*