

[54] CURRENCY DISCRIMINATING MACHINE

[75] Inventors: Koji Yukimoto; Hiroshi Hayashi, both of Sakado; Yukio Ito, Niiza, all of Japan

[73] Assignee: Kabushiki Kaisha Nippon Coinco, Japan

[\*\*] Term: 14 Years

[21] Appl. No.: 223,071

[22] Filed: Jul. 22, 1988

[30] Foreign Application Priority Data

Feb. 3, 1988 [JP] Japan ..... 63-3755

[52] U.S. Cl. .... D20/9

[58] Field of Search ..... D20/1-9; D15/9.1-9.3; D99/34, 28; D6/420, 432, 436, 449, 470; 194/206, 292, 222, 232; 222/24-28, 129, 173, 250-251, 566, 575, 631, 2; 453/1-5, 6, 61, 58

[56] References Cited

U.S. PATENT DOCUMENTS

- D. 282,937 3/1986 DiBenedetto et al. .... D20/1
- D. 302,178 7/1989 King ..... D20/1

- D. 304,194 10/1989 Long ..... D15/9.1
- 370,261 9/1887 Kail ..... 453/3 X
- 3,132,654 5/1964 Adams ..... 194/350 X
- 3,499,513 3/1970 Armstrong et al. .... 194/206
- 3,690,332 9/1972 Dykehouse et al. .... 453/21

FOREIGN PATENT DOCUMENTS

2112985 7/1983 United Kingdom ..... 194/350

Primary Examiner—James R. Largen  
Assistant Examiner—Paula Allen  
Attorney, Agent, or Firm—Bruce L. Adams; Van C. Wilks

[57] CLAIM

The ornamental design for a currency discriminating machine, as shown and described.

DESCRIPTION

FIG. 1 is a front perspective view of a currency discriminating machine showing our new design; FIG. 2 is a front elevational view thereof; FIG. 3 is a right side elevational view thereof; FIG. 4 is a rear elevational view thereof; FIG. 5 is a left side elevational view thereof; FIG. 6 is a top plan view thereof; and FIG. 7 is a bottom plan view thereof.

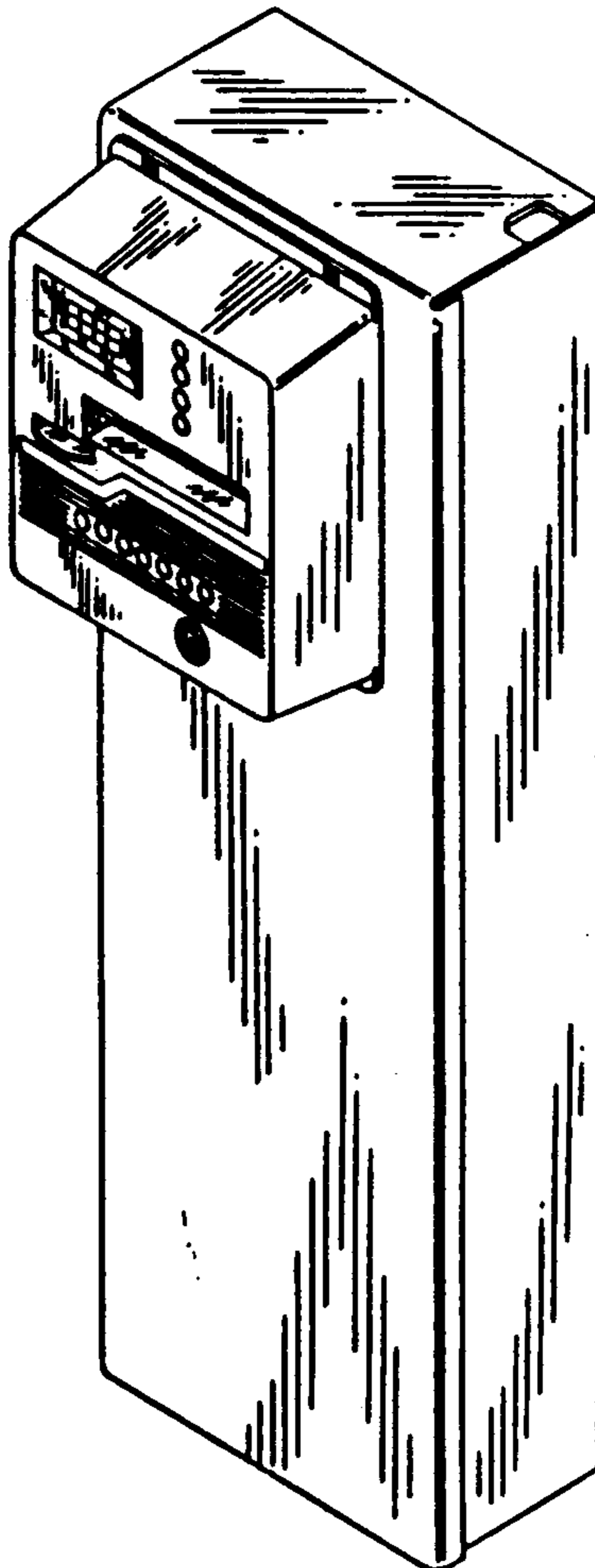


FIG. 3




FIG. 2

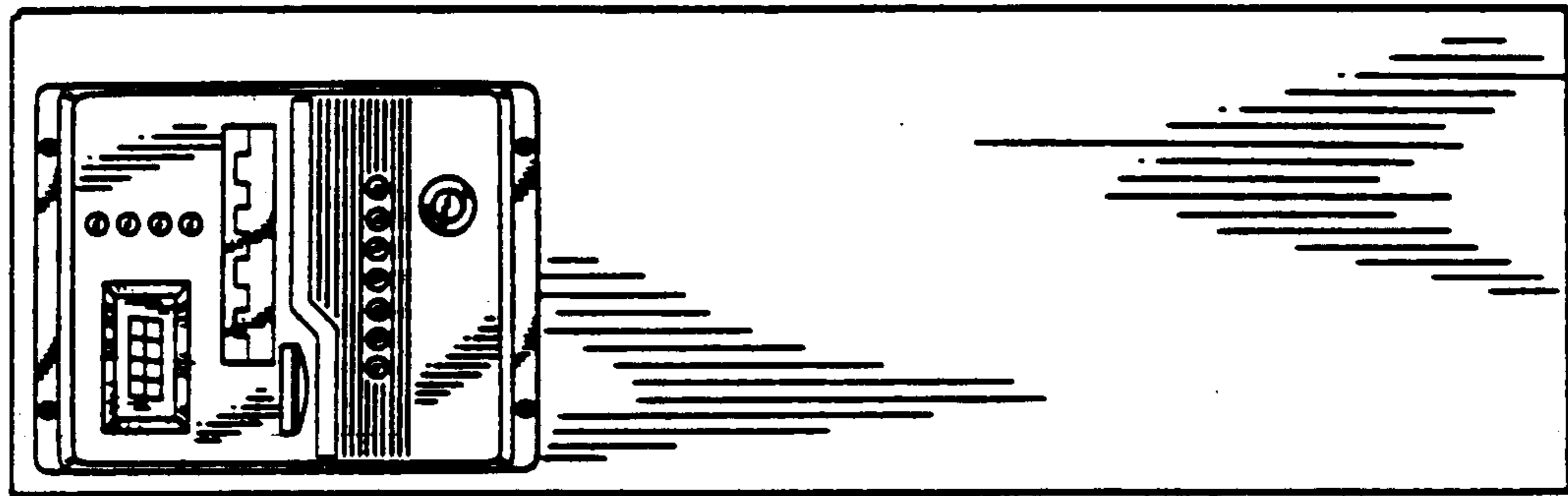


FIG. 1

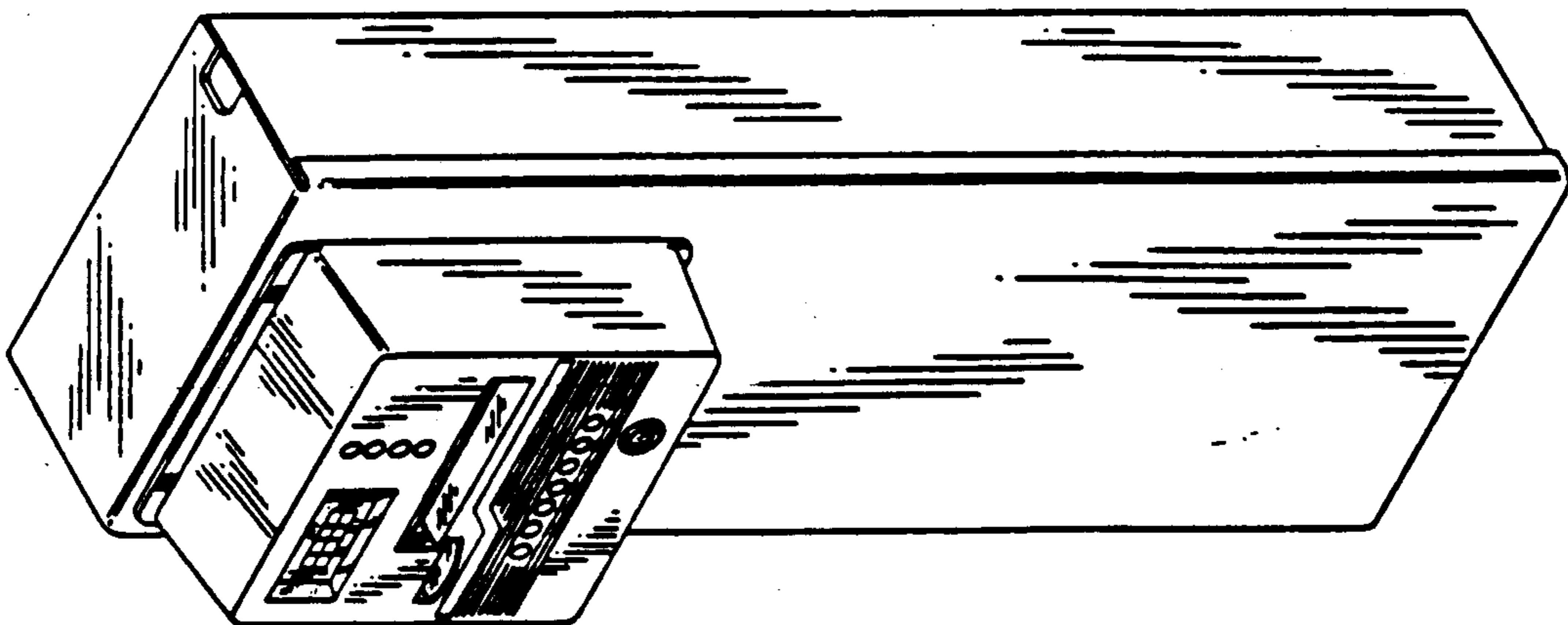


FIG. 4

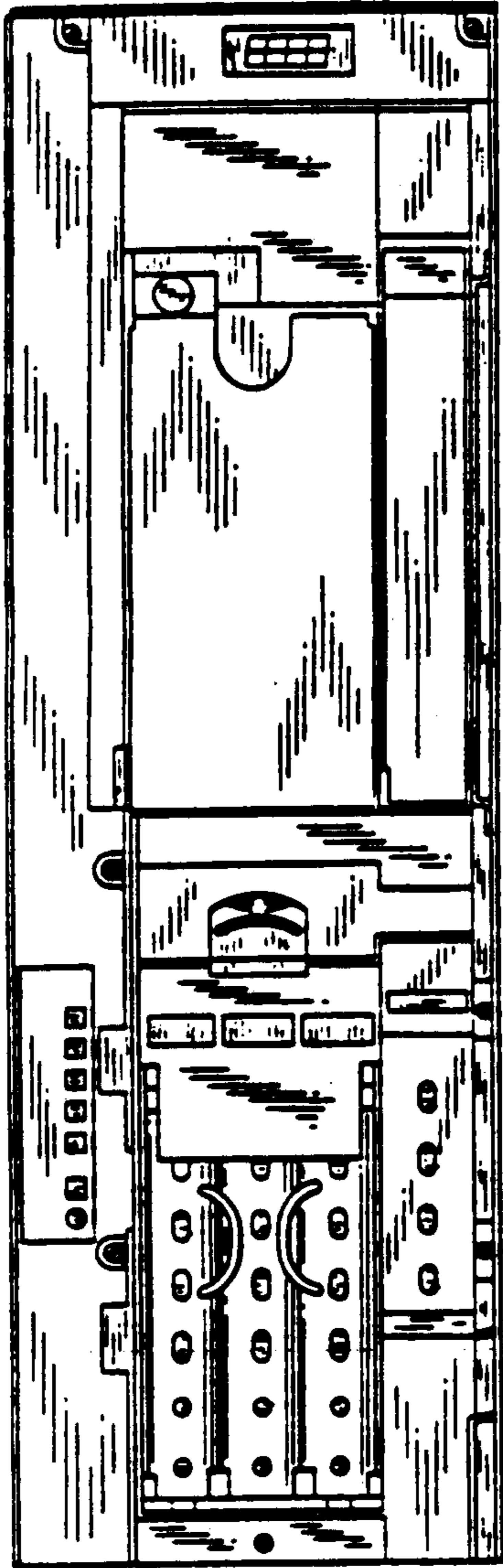


FIG. 5

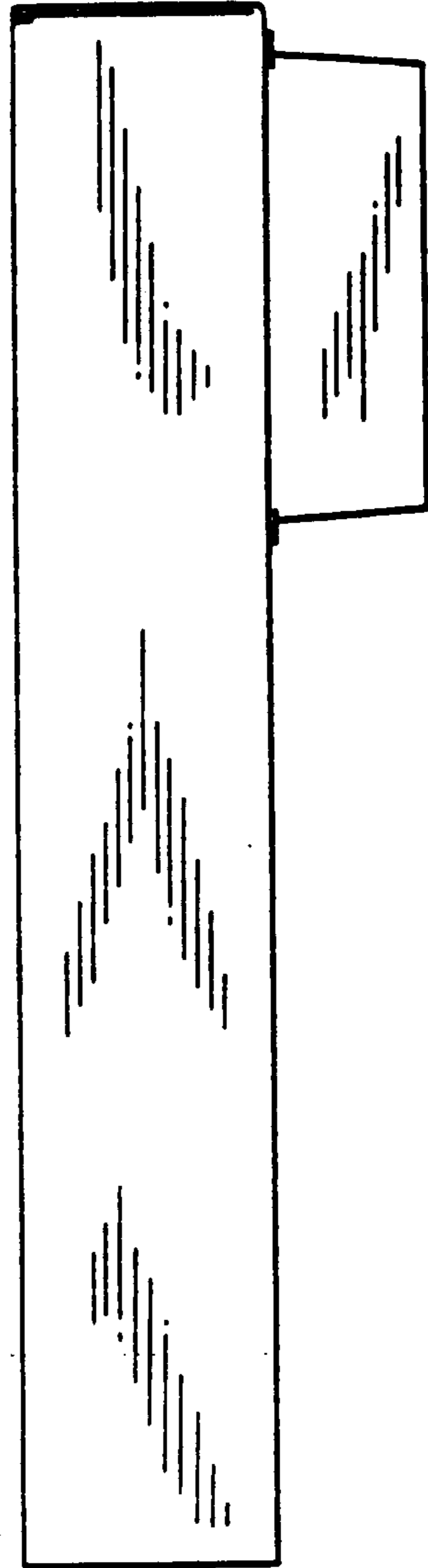


FIG. 6

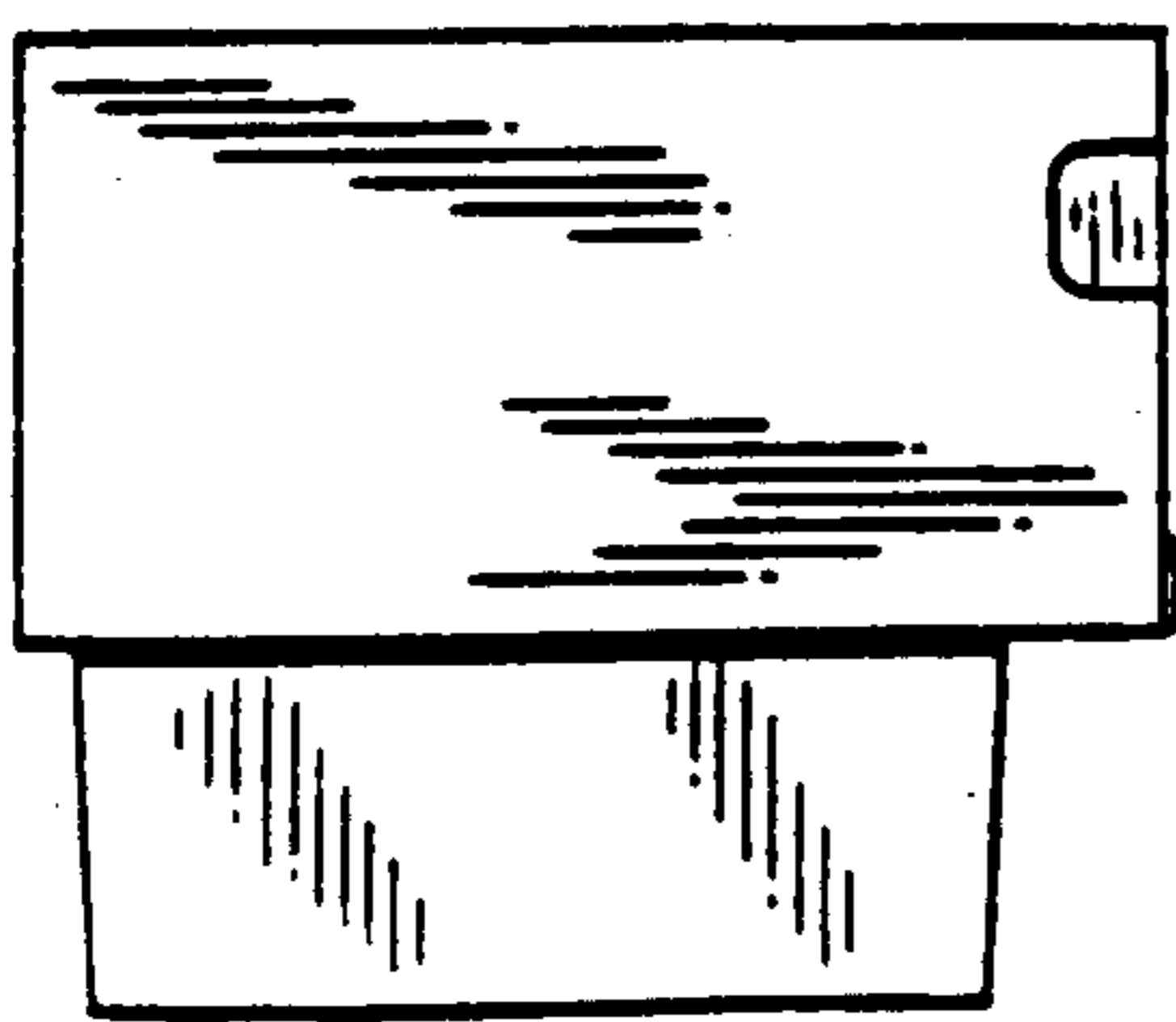


FIG. 7

