

[54] COMBINED HOLDER FOR A NOTEPAD AND WRITING INSTRUMENTS

[75] Inventor: Heng G. Kheng, Singapore, Singapore

[73] Assignee: Metro Plastic Industry Pte Ltd., Singapore, Singapore

[**] Term: 14 Years

[21] Appl. No.: 201,624

[22] Filed: Jun. 2, 1988

[52] U.S. Cl. D19/78; D19/85; D19/86; D19/92

[58] Field of Search D19/65, 75, 77, 78, D19/81, 83, 84, 85, 86, 92, 95, 99, 100; 206/214, 371; 211/69.1, 69.2

[56] References Cited

U.S. PATENT DOCUMENTS

- D. 161,853 2/1951 Menning D19/78
- D. 170,879 11/1953 Marano D19/78
- D. 206,698 1/1967 Edwards D19/78 X
- D. 211,218 5/1968 Gafford D19/78 X

- D. 226,139 1/1973 Kimura D19/85 X
- D. 284,677 7/1986 Armijo D19/78
- D. 287,862 1/1987 Hauser et al. D19/78
- D. 288,826 3/1987 Johansson D19/78
- D. 296,794 7/1988 Leithauser D19/78
- 4,809,141 2/1989 Leopoldi et al. D19/84 X

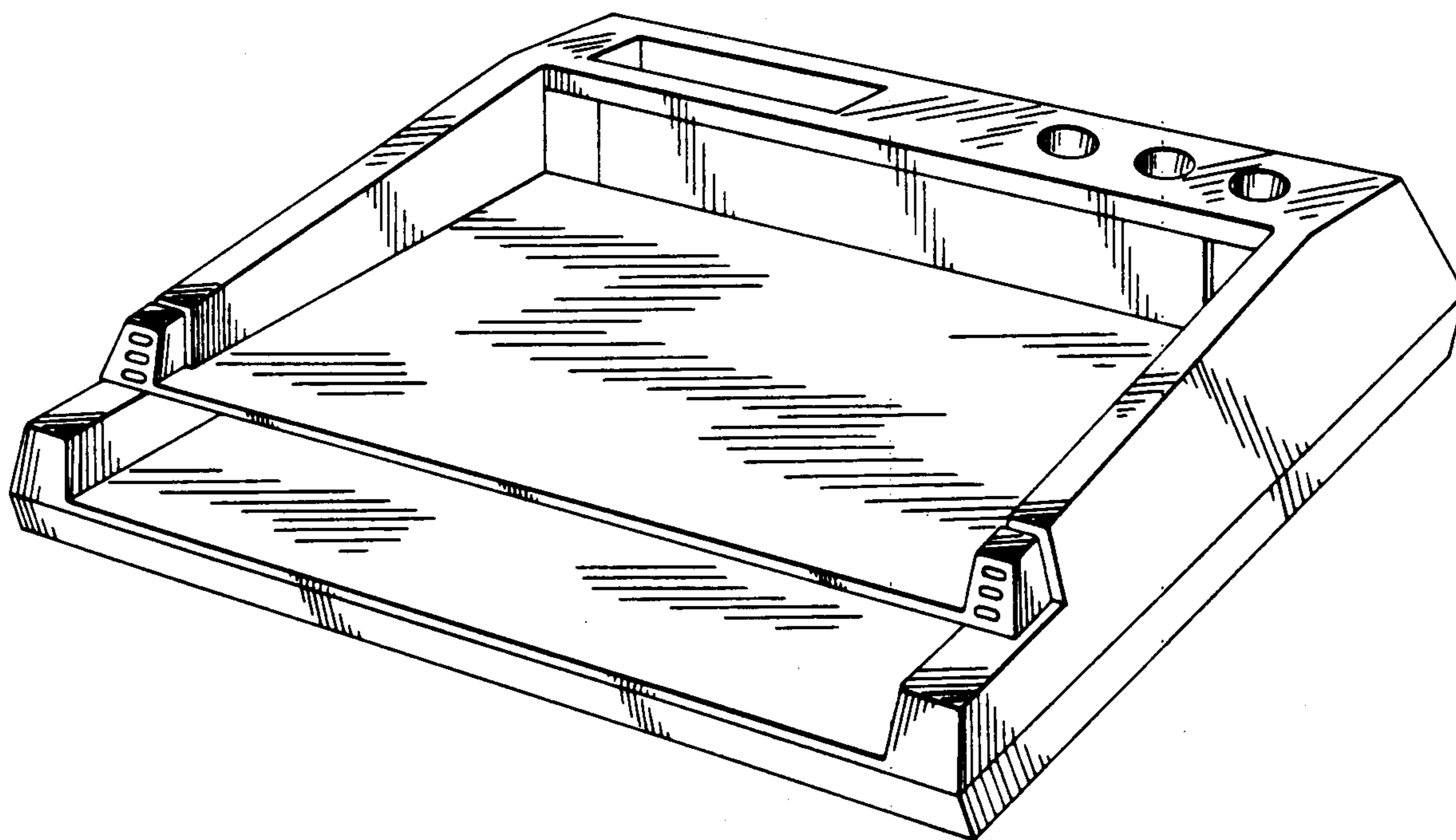
Primary Examiner—Bruce W. Dunkins
Assistant Examiner—Martha Thompson
Attorney, Agent, or Firm—Lee W. Tower

[57] CLAIM

The ornamental design for a combined holder for a notepad and writing instruments, as shown.

DESCRIPTION

FIG. 1 is a top plan view of a combined holder for a notepad and writing instruments showing my new design;
FIG. 2 is a bottom plan view;
FIG. 3 is a front elevational view;
FIG. 4 is a rear elevational view;
FIG. 5 is a left side elevational view;
FIG. 6 is a right side elevational view; and
FIG. 7 is a perspective view thereof.



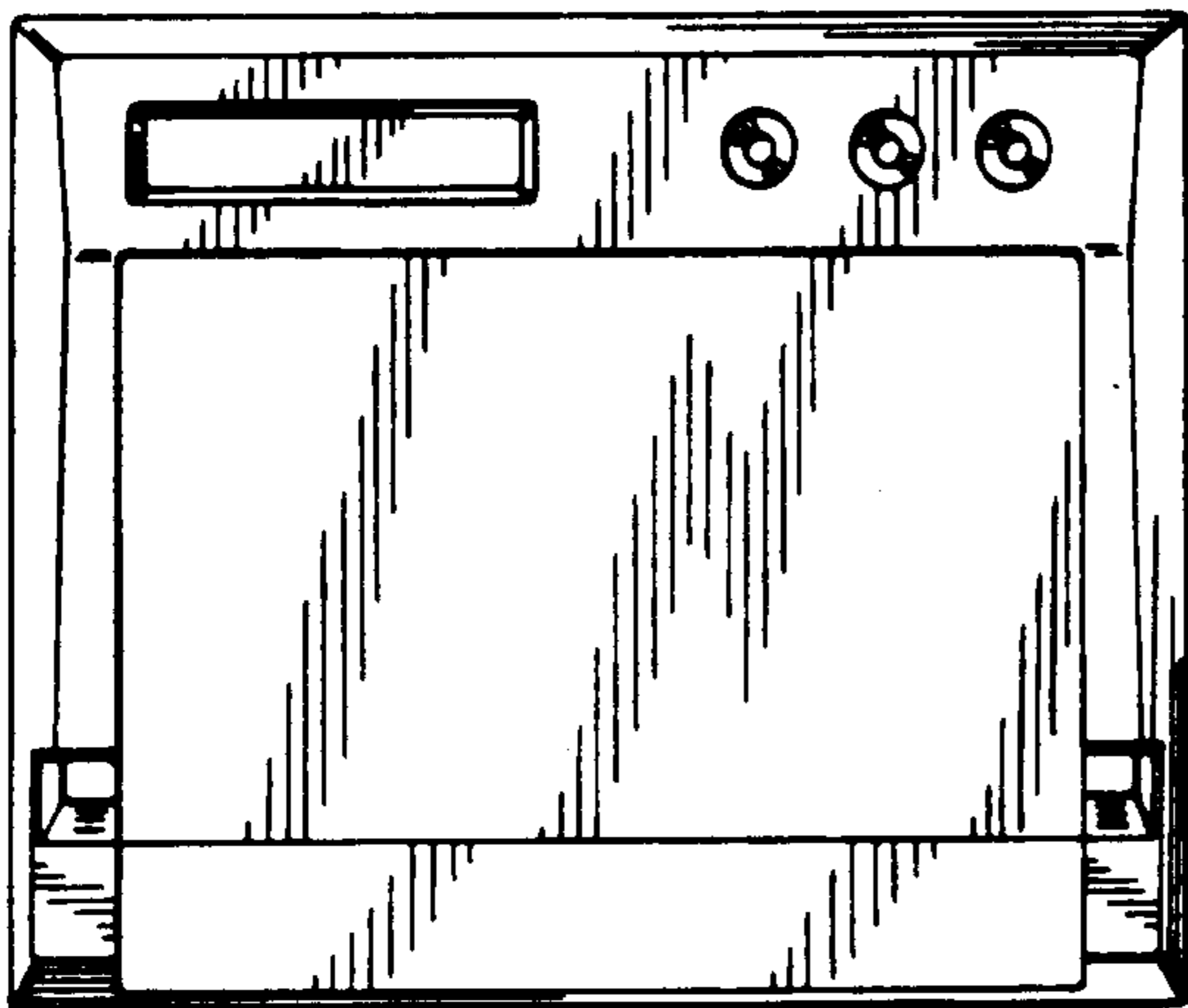


FIG. 1

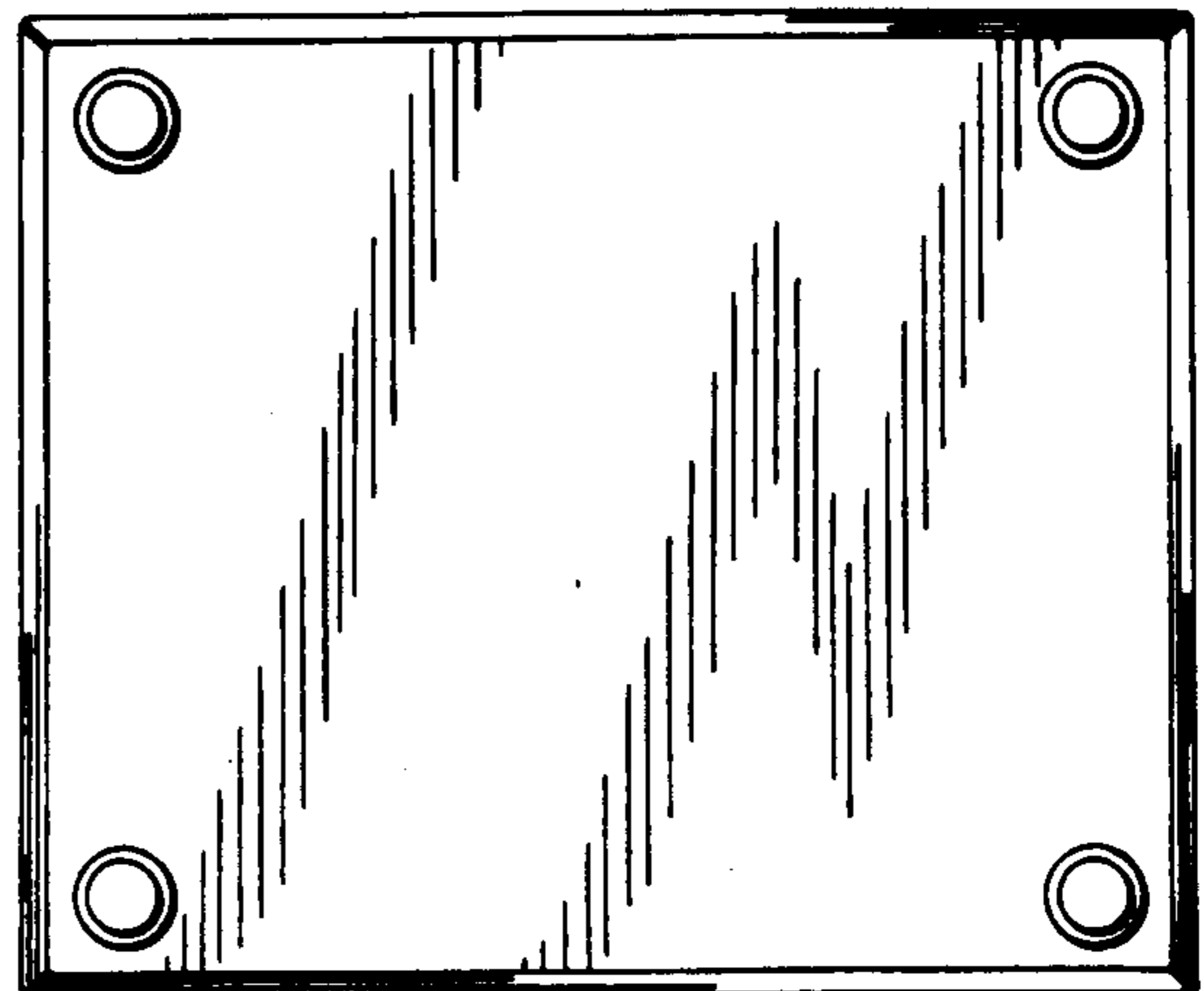


FIG. 2

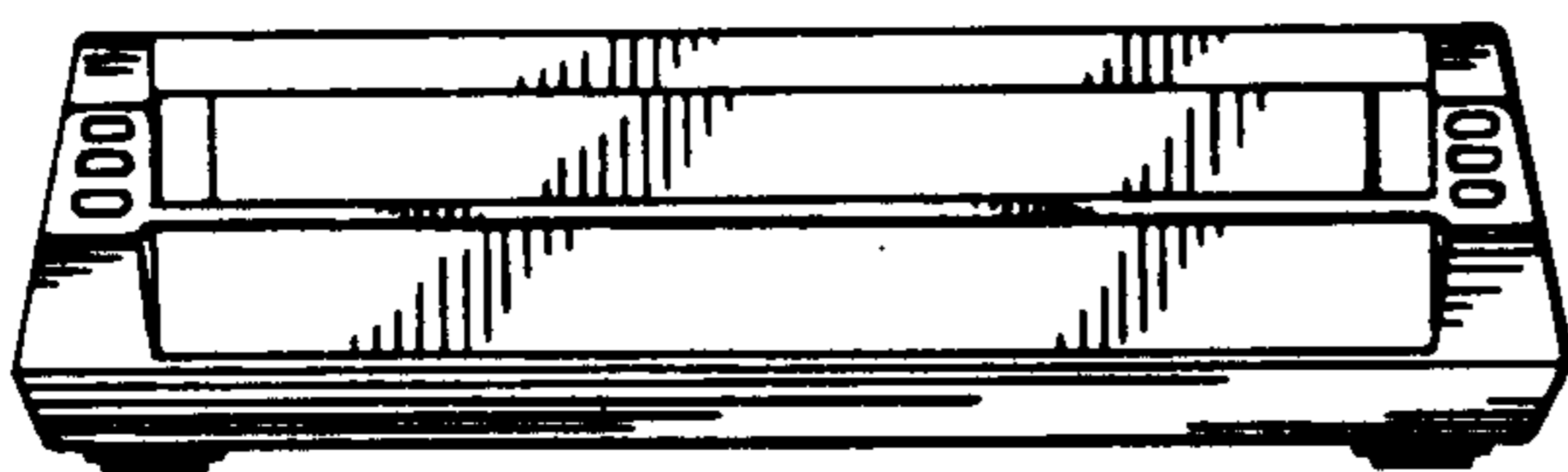


FIG. 3




FIG. 4




FIG. 5




FIG. 6

FIG. 7

