

[54] **STUD-MOUNTED POLYCRYSTALLINE TOOTHED DIAMOND CUTTING BLANK**

[75] Inventor: **Friedel S. Knemeyer, Granville, Ohio**

[73] Assignee: **General Electric Company, Worthington, Ohio**

[\*\*] Term: **14 Years**

[21] Appl. No.: **192,872**

[22] Filed: **May 11, 1988**

[52] U.S. Cl. .... **D15/21; D15/139**

[58] Field of Search ..... **D8/70, 71; 407/18, 20, 407/24, 26, 53; 409/118, 25; 175/410; D15/21, 139**

[56] **References Cited**

**U.S. PATENT DOCUMENTS**

D. 29,296	8/1898	Kramer	.....	D15/21
D. 138,242	4/1944	Baker	.....	D15/139
D. 178,899	10/1956	Olsen	.....	D15/21
609,107	8/1898	Leyner	.....	D15/139 X
1,401,545	12/1921	McCormick	.....	175/410

2,215,948	1/1939	Williams	.....	175/410
2,519,861	8/1950	Turner	.....	D15/21 X
2,522,045	9/1950	Knowles	.....	175/410
4,293,254	10/1981	Markovics	.....	D15/139 X
4,729,441	3/1988	Peetz et al.	.....	175/410
4,781,256	11/1988	Wardley	.....	


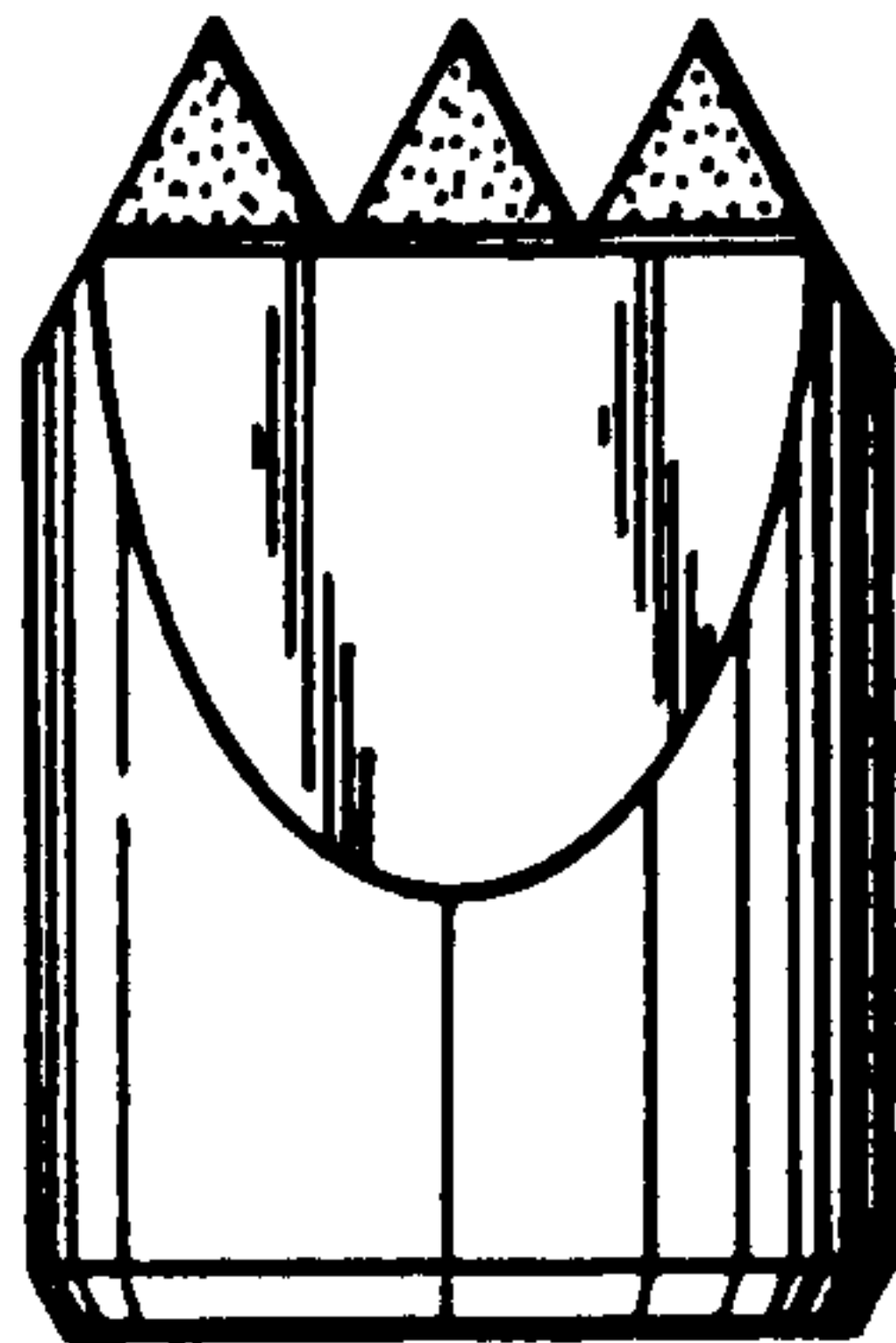
*Primary Examiner*—Nelson C. Holtje  
*Assistant Examiner*—J. H. Musgrove  
*Attorney, Agent, or Firm*—Mueller and Smith

[57] **CLAIM**

The ornamental design for stud-mounted polycrystalline toothed diamond cutting blank, as shown and described.

**DESCRIPTION**

FIG. 1 is a front elevational view of the stud-mounted polycrystalline toothed diamond cutting blank showing my new design; FIG. 2 is a left side elevational view the opposite view being a mirror image thereof; FIG. 3 is a rear elevational view; FIG. 4 is a top plan view; and FIG. 5 is a bottom plan view.



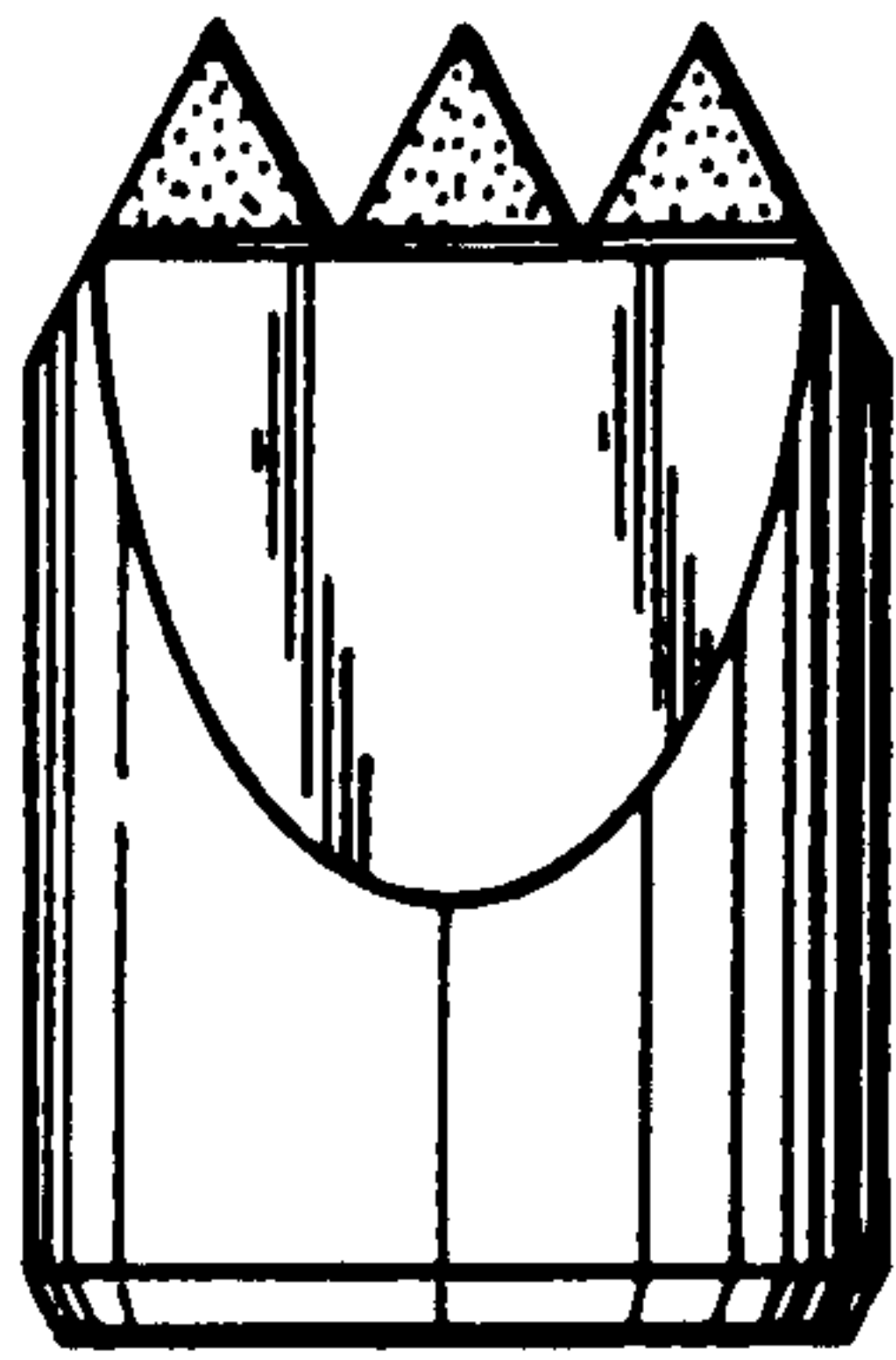


FIG. 1




FIG. 2




FIG. 3

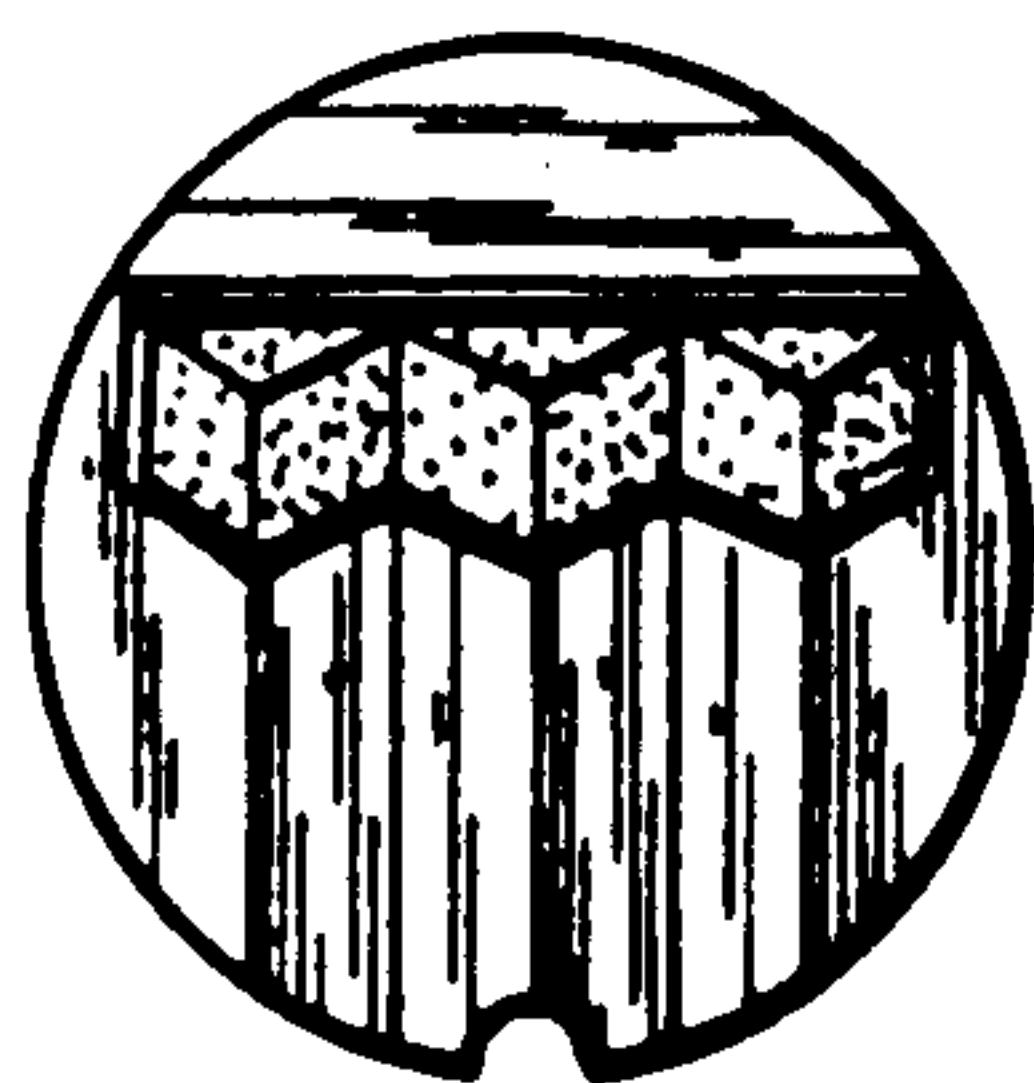


FIG. 4

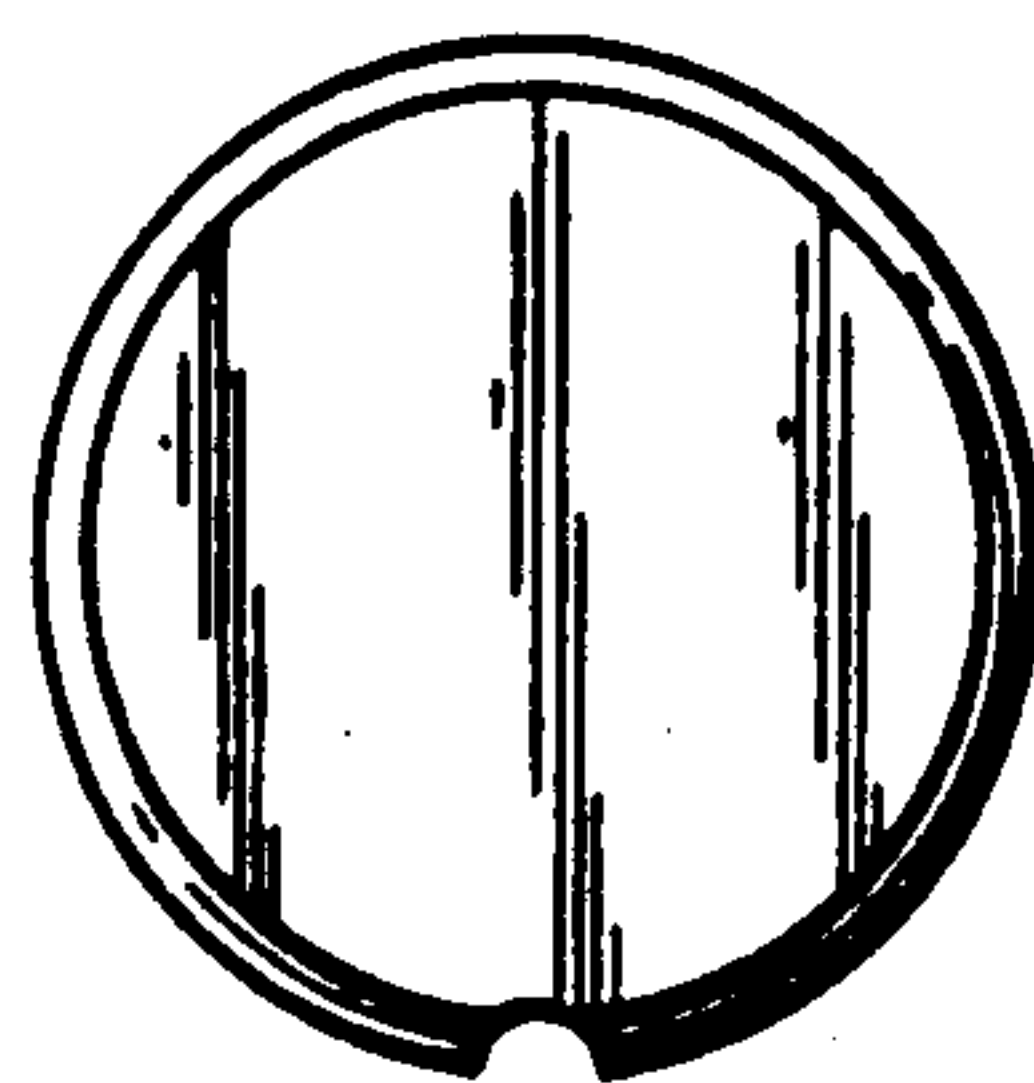


FIG. 5