

[54] **BICYCLE SPLASH GUARD**

[76] **Inventor: Calvin M. Kowalski, 215 Gould Ave., Depew, N.Y. 14043**

[\*\*] **Term: 14 Years**

[21] **Appl. No.: 280,660**

[22] **Filed: Dec. 6, 1988**

[52] **U.S. Cl. .... D12/186**

[58] **Field of Search ..... D12/186; 280/152.1, 280/152.2, 152.3, 154**

[56] **References Cited**

**U.S. PATENT DOCUMENTS**

D. 234,502	3/1975	Homagan	.....	D12/186
D. 298,820	12/1988	Breen et al.	.....	D12/186
4,319,763	3/1982	White	.....	280/152.3
4,406,475	9/1983	Miyakoshi et al.	.....	280/279
4,620,713	11/1986	Sakaguchi	.....	280/152.3

**FOREIGN PATENT DOCUMENTS**

0017312 of 1898 United Kingdom ..... 280/152.3

*Primary Examiner—James M. Gandy  
Assistant Examiner—Melody Brown  
Attorney, Agent, or Firm—Richard C. Litman*

[57] **CLAIM**

The ornamental design for a bicycle splash guard, as shown and described.

**DESCRIPTION**

FIG. 1 is a perspective view of a bicycle splash guard showing my new design, it being understood that the broken lines are for illustrative purposes only and form no part of the claimed design;

FIG. 2 is a side elevation view thereof;

FIG. 3 is a top plan view thereof;

FIG. 4 is a bottom plan view thereof;

FIG. 5 is a front elevation view thereof; and

FIG. 6 is a rear elevation view thereof.




FIG. 1





FIG. 2




FIG. 3




FIG. 4



FIG. 5

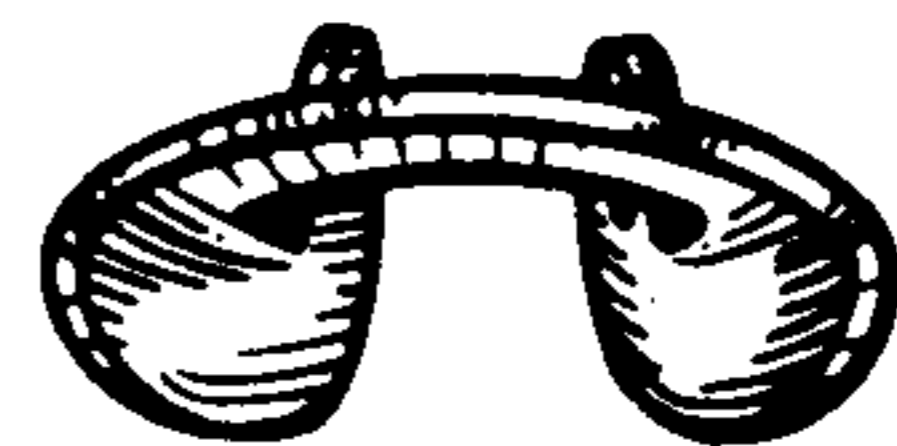


FIG. 6