

[54] **BODY FOR UTILITY VEHICLE**

[75] **Inventors: David E. Hackett, El Toro; Kevin K. Hunter, Laguna Niguel, both of Calif.; Kintaro Matsumoto, Hino, Japan**

[73] **Assignee: Toyota Jidosha Kabushiki Kaisha, Toyota, Japan**

[\*\*] **Term: 14 Years**

[21] **Appl. No.: 498,929**

[22] **Filed: Mar. 26, 1990**

**Related U.S. Application Data**

[62] **Division of Ser. No. 139,693, Dec. 29, 1987, Pat. No. D. 311,160.**

[52] **U.S. Cl. .... D12/96**

[58] **Field of Search ..... D12/98, 156, 91, 96; 296/183.10, 100, 99.1, 102, 24.1**

[56] **References Cited**

**U.S. PATENT DOCUMENTS**

- D. 249,675 9/1978 Mashigan ..... D12/156
- D. 281,488 11/1985 Collins ..... D12/156
- D. 295,394 4/1988 Soma ..... D12/98

*Primary Examiner—James M. Gandy  
Attorney, Agent, or Firm—Fred Flam*

[57] **CLAIM**

The ornamental design for a body for utility vehicle, as shown and described.

**DESCRIPTION**

FIG. 1 is a front perspective view of a body for utility vehicle incorporating our new design, and illustrating the right side thereof;

FIG. 2 is a rear perspective view illustrating the right side thereof;


FIG. 3 is an enlarged front perspective view thereof;

FIG. 4 is an enlarged rear perspective view thereof;


FIG. 5 is a top plan view thereof; and

FIG. 6 is a right side elevational view thereof, the left side being a mirror image of that shown.

The broken line showing of the tires is for illustrative purposes only and forms no part of the claimed design.



*FIG. 1*



*FIG. 2*




FIG. 3




FIG. 4

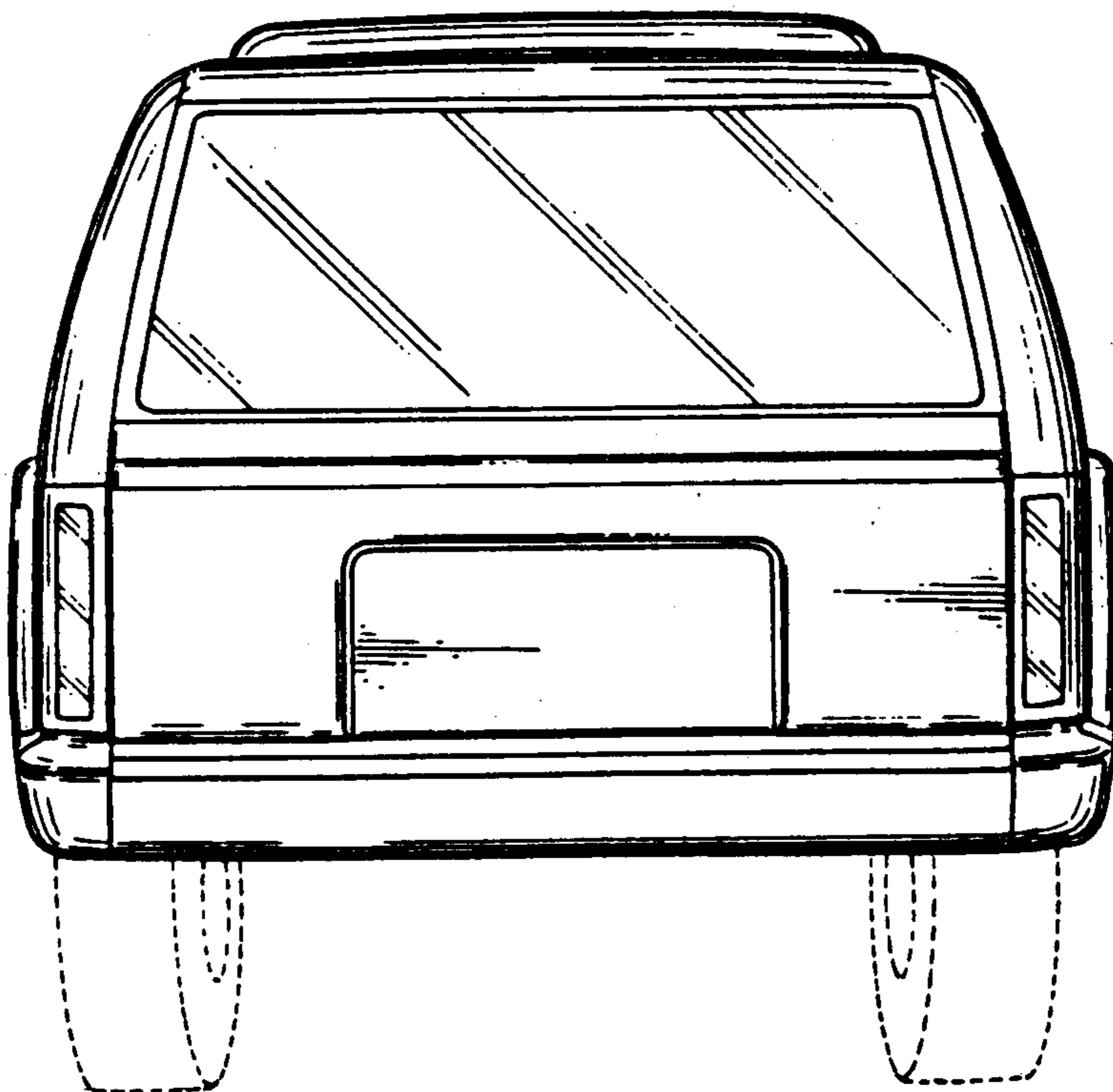


FIG. 5




FIG. 6

