

[54] COMBINED ANALOG AND DIGITAL WRISTWATCH

[75] Inventor: John T. Houlihan, Watertown, Conn.

[73] Assignee: Timex Corporation, Middlebury, Conn.

[\*\*] Term: 14 Years

[21] Appl. No.: 228,659

[22] Filed: Aug. 5, 1988

[52] U.S. Cl. .... D10/39

[58] Field of Search ..... D10/30, 32, 38, 39, D10/52, 53, 54, 55, 56, 57, 59, 60, 122, 123, 124, 125, 126; D11/2, 3, 4, 5; 63/1.1, 2, 3, 4, 21, 22, 23, 24, 25; 368/10, 11, 13, 14, 223, 227, 228, 229, 232, 239, 240, 241, 242, 276, 277, 278, 280, 281, 282, 285, 290, 291, 292, 294, 316, 317

[56] References Cited

U.S. PATENT DOCUMENTS

- D. 278,688 5/1985 Giugiano ..... D10/39
- D. 283,985 5/1986 Sakamaki ..... D10/39
- D. 285,662 9/1986 Kano ..... D10/39

- D. 288,668 3/1987 Flury ..... D10/68 X
- D. 311,342 10/1990 Houlihan ..... D10/30
- 2,763,122 9/1956 Hayes ..... 368/278
- 4,352,168 9/1982 Anderson ..... 368/10
- 4,694,410 9/1987 Murata ..... 368/11 X
- 4,783,772 11/1988 Umemoto et al. .... 368/11

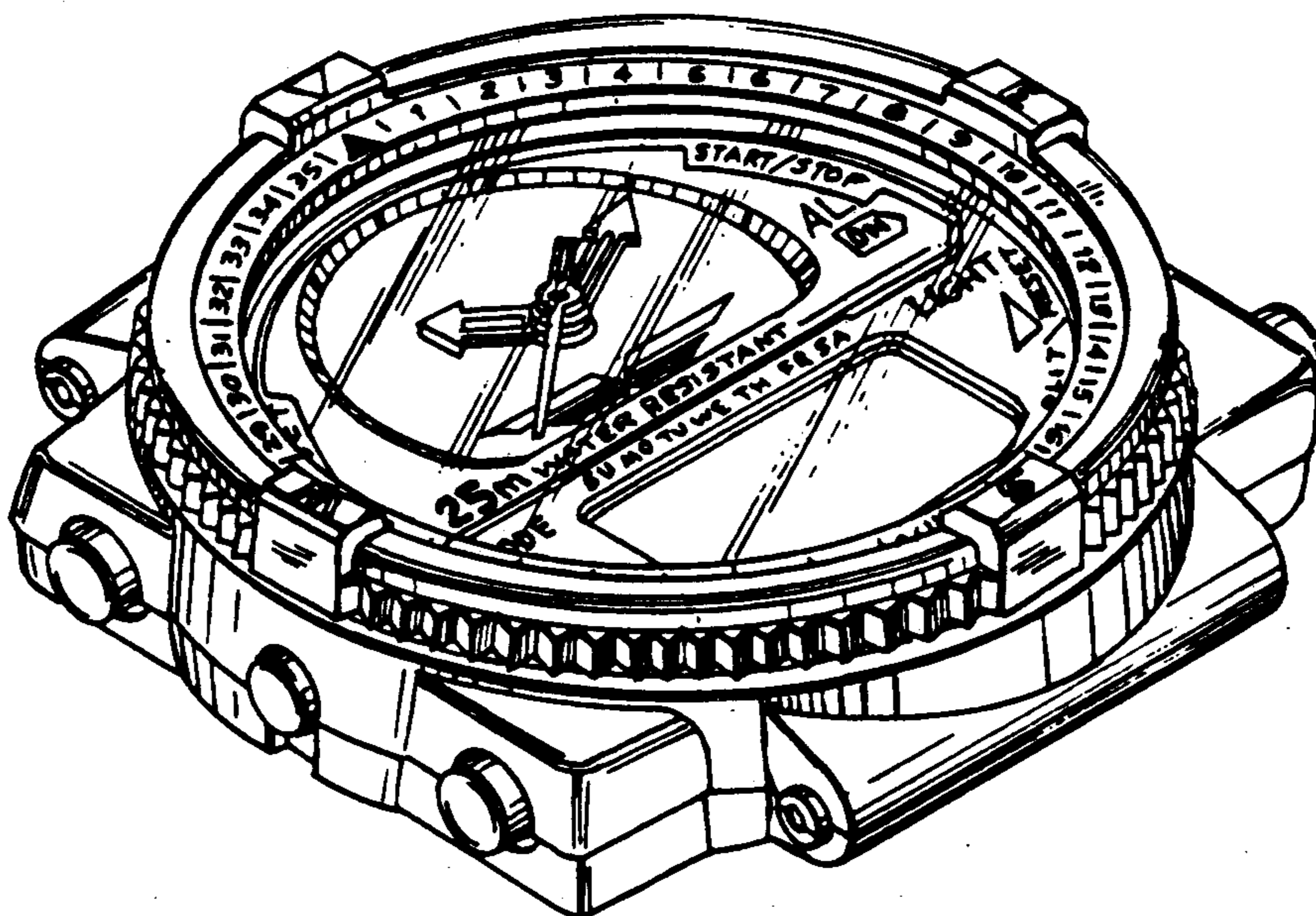
Primary Examiner—Nelson C. Holtje  
Assistant Examiner—Antoine D. Davis  
Attorney, Agent, or Firm—William C. Crutcher

[57] CLAIM

The ornamental design for a combined analog and digital wristwatch, as shown and described.

DESCRIPTION

FIG. 1 is a top, front and left side perspective view of a combined analog and digital wristwatch showing my new design;  
FIG. 2 is a top plan view;  
FIG. 3 is a front elevational view;  
FIG. 4 is a left side elevational view;  
FIG. 5 is a right side elevational view;  
FIG. 6 is a rear elevational view; and  
FIG. 7 is a bottom plan view thereof.



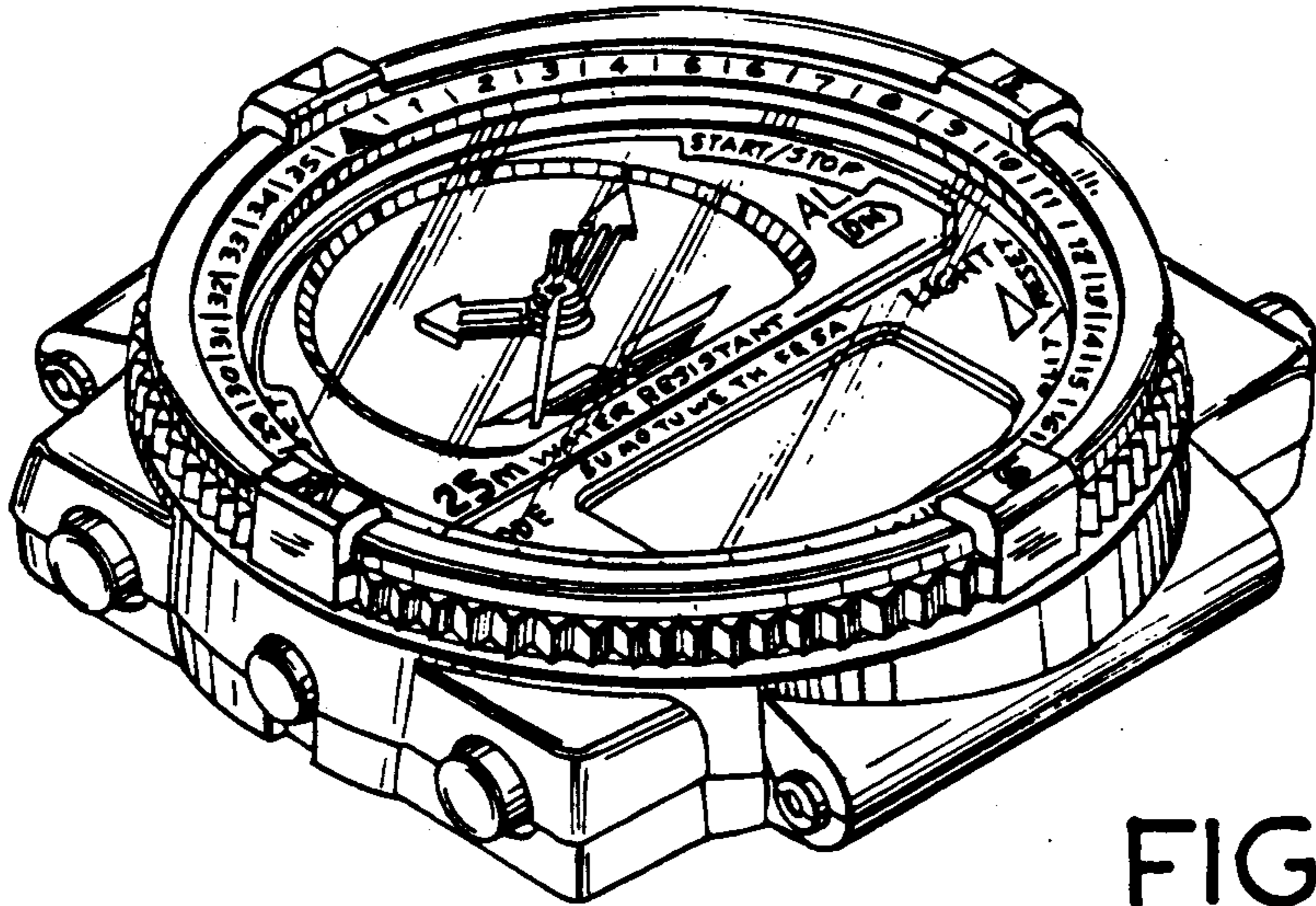


FIG. 1

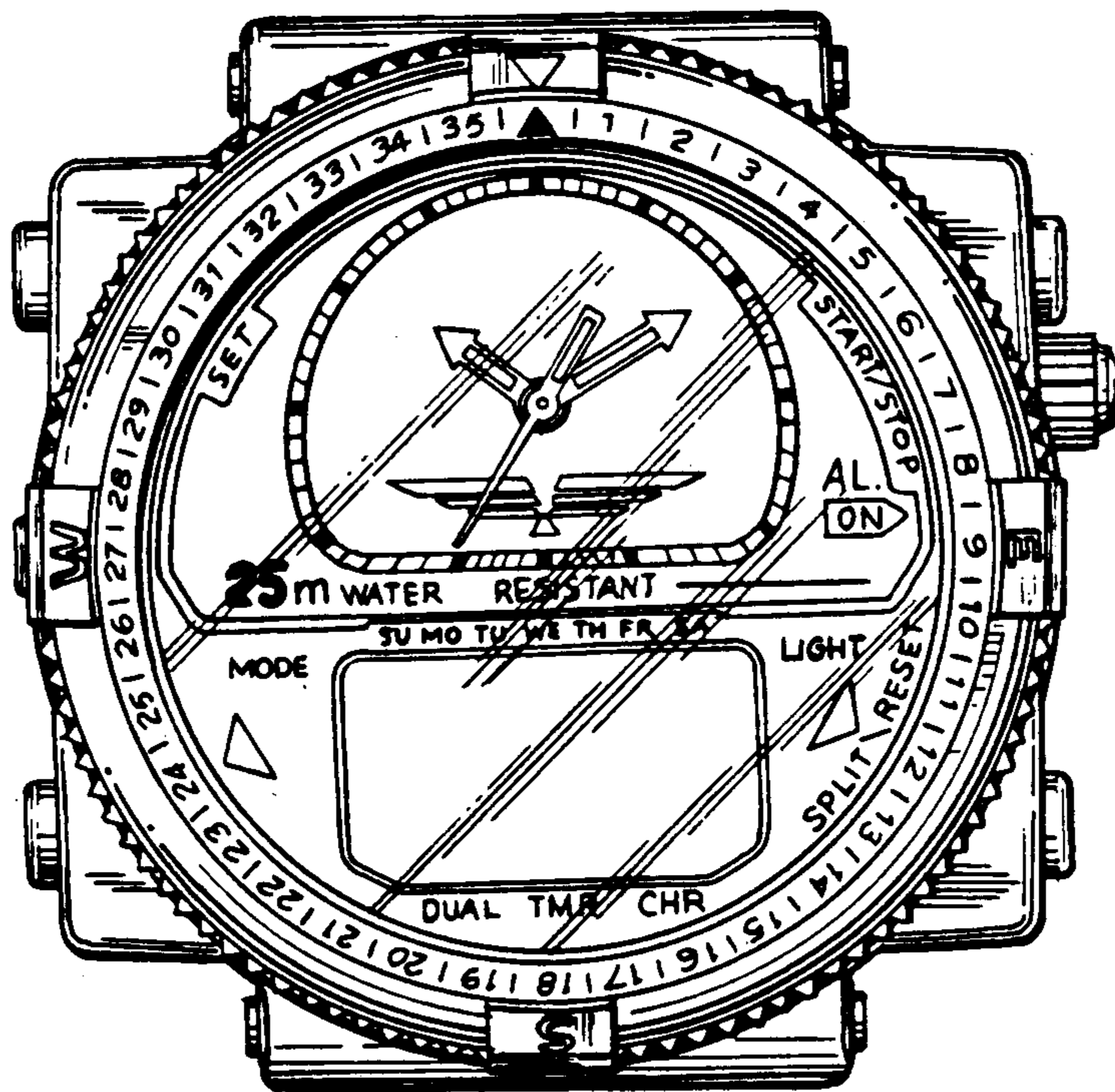


FIG. 2




FIG. 3




FIG. 4




FIG. 5




FIG. 6

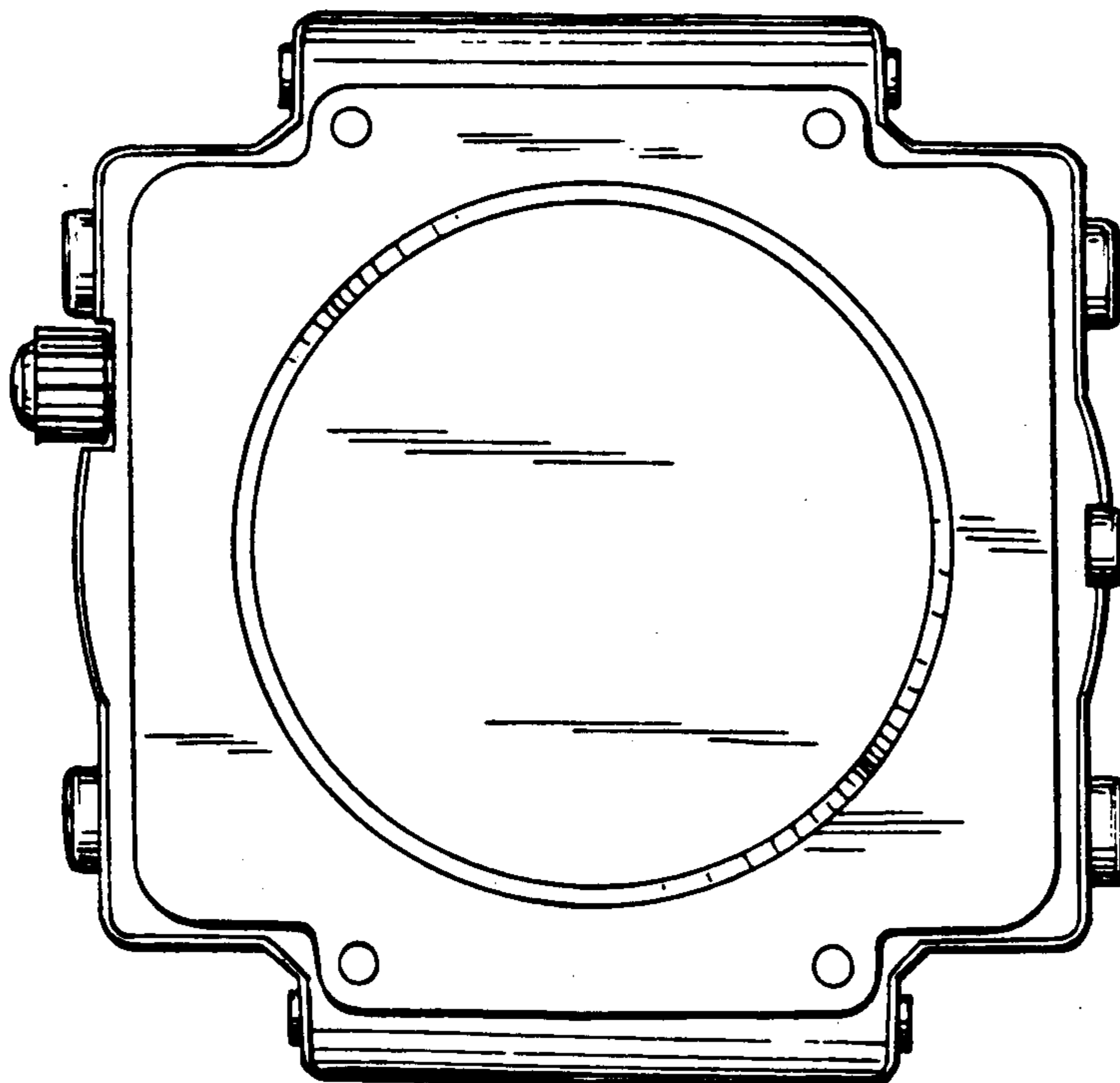


FIG. 7