

United States Patent [19]

Fong

[11] Patent Number: **Des. 316,974**

[45] Date of Patent: **** May 21, 1991**

[54] **WRISTWATCH**

[75] Inventor: **Tso C. Fong, Kowloon, Hong Kong**

[73] Assignee: **Pearl Industries Limited, Kowloon, Hong Kong**

[**] Term: **14 Years**

[21] Appl. No.: **202,998**

[22] Filed: **Jun. 6, 1988**

[30] **Foreign Application Priority Data**

Dec. 19, 1987 [GB] United Kingdom 1047253

[52] U.S. Cl. **D10/33; D10/32; D10/39**

[58] Field of Search D10/1, 2, 21-29, D10/30-40, 122-126; D11/1, 2, 3, 6, 19, 25; 63/3, 4, 9, 15, 73; 368/71, 72, 74, 76, 77, 80-84, 88, 223, 228-242, 276-286

[56] **References Cited**

U.S. PATENT DOCUMENTS

- D. 59,740 11/1921 Gruen D10/39
- D. 149,039 3/1948 Barré D11/6 X
- D. 188,062 5/1960 Prétat D10/38

- D. 262,609 1/1982 Kurowsky D10/39
- D. 262,692 1/1982 Kurowsky D10/39
- D. 289,145 4/1987 Homsy D10/38 X
- D. 311,692 10/1990 Nomizu D10/30 X
- 3,570,239 3/1971 Charles D10/31 X
- 4,734,895 3/1988 Grosskopf 368/223 X
- 4,742,503 5/1988 Braun et al. 368/282

FOREIGN PATENT DOCUMENTS

- 2324037 5/1977 France 368/285


Primary Examiner—Nelson C. Holtje
Assistant Examiner—Caron D. Veynar
Attorney, Agent, or Firm—Zarley, McKee, Thomte, Voorhees & Sease

[57] **CLAIM**

The ornamental design of a wristwatch, as shown.

DESCRIPTION

FIG. 1 is a top plan view of a wristwatch showing my new design;
 FIG. 2 is a bottom plan view;
 FIG. 3 is a right side elevational view, the left side elevational view being a mirror image thereof with the winding knob deleted.






FIG. 1




FIG. 2



FIG. 3