

United States Patent [19]

Weiss

[11] Patent Number: **Des. 316,953**

[45] Date of Patent: **** May 21, 1991**

[54] **STREET ELBOW HOLDER TOOL**

[76] Inventor: **Ralph N. Weiss, 2681 13th St. N., Naples, Fla. 33940**

[**] Term: **14 Years**

[21] Appl. No.: **159,053**

[22] Filed: **Feb. 22, 1988**

[52] U.S. Cl. **D8/70**

[58] Field of Search **D8/356, 354, 355, 360.1, D8/388; 248/49, 65, 67, 71**

[56] **References Cited**

U.S. PATENT DOCUMENTS

D. 247,607	3/1978	Schneider	D8/70
D. 269,155	5/1983	Rose	D8/356
D. 280,068	8/1985	Kapphahn	D8/32
D. 293,003	12/1987	Larkin et al.	D8/354
D. 301,333	5/1989	Bongard et al.	D8/354
792,594	6/1905	Hiss	248/71
4,017,046	4/1977	Hicks	248/77

4,220,036	9/1980	Scheetz	D8/32
4,646,998	3/1987	Pate	248/49
4,742,979	5/1988	Syversten et al.	248/65
4,886,228	12/1989	Kennedy	248/71

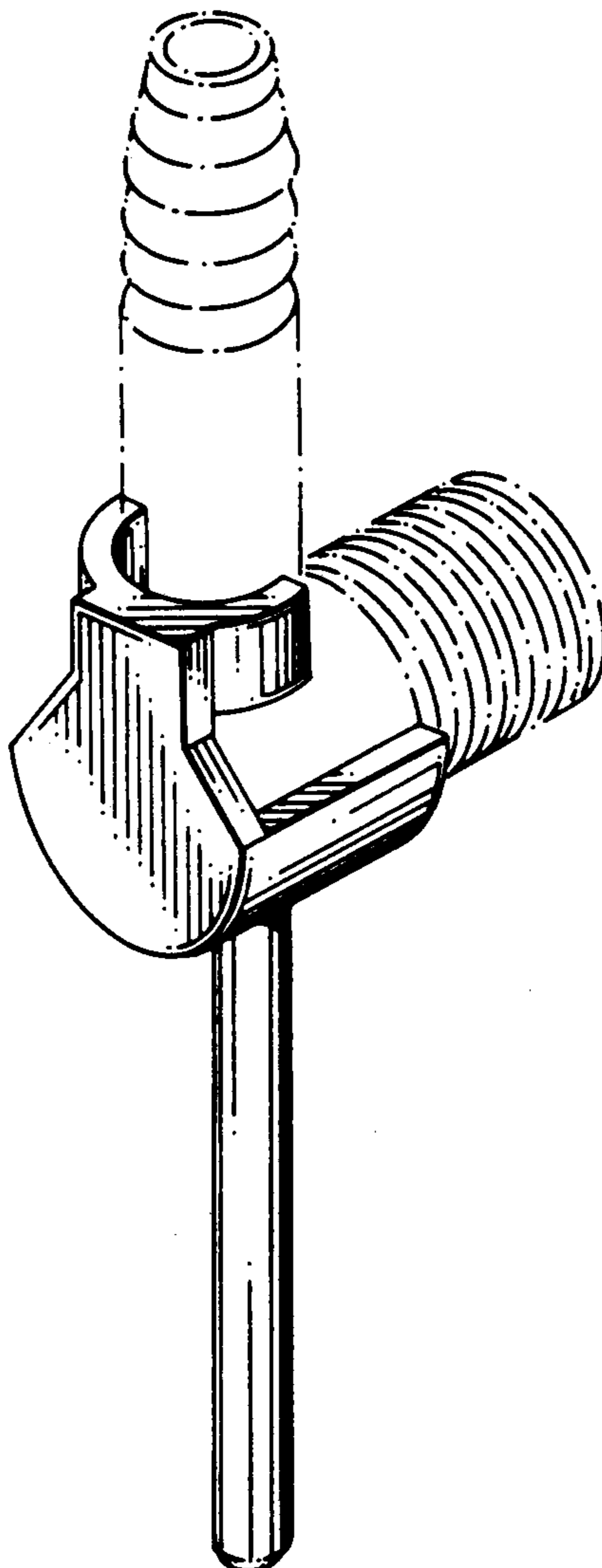
Primary Examiner—Nelson C. Holtje
Assistant Examiner—J. H. Musgrove
Attorney, Agent, or Firm—Merrill N. Johnson

[57] **CLAIM**

The ornamental design for street elbow holder tool, as shown.

DESCRIPTION

FIG. 1 is a rear and top left perspective view of a street elbow holder tool showing my new design; the broken line showing of a fitting being for environmental purposes only and forming no part of the claimed design; FIG. 2 is a front elevational view; FIG. 3 is a right side elevational view; FIG. 4 is a rear elevational view; FIG. 5 is a top plan view; and FIG. 6 is a bottom plan view thereof.



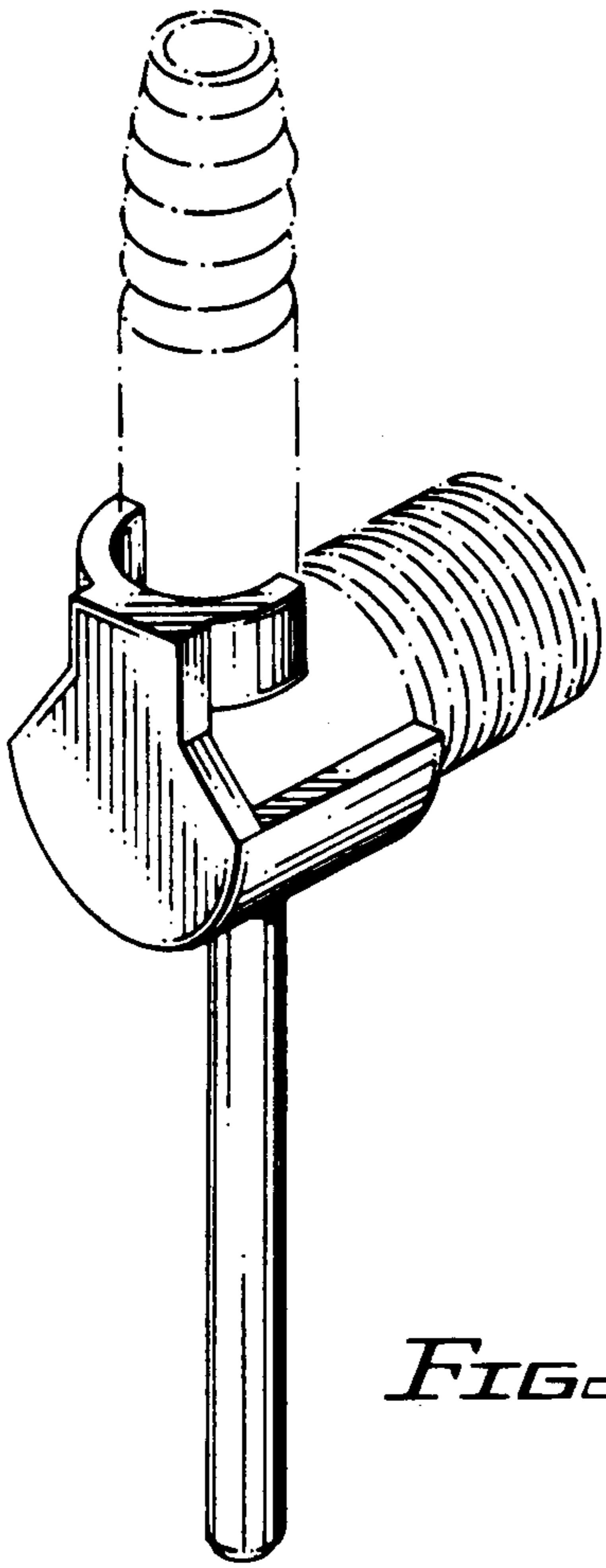


FIG. 1

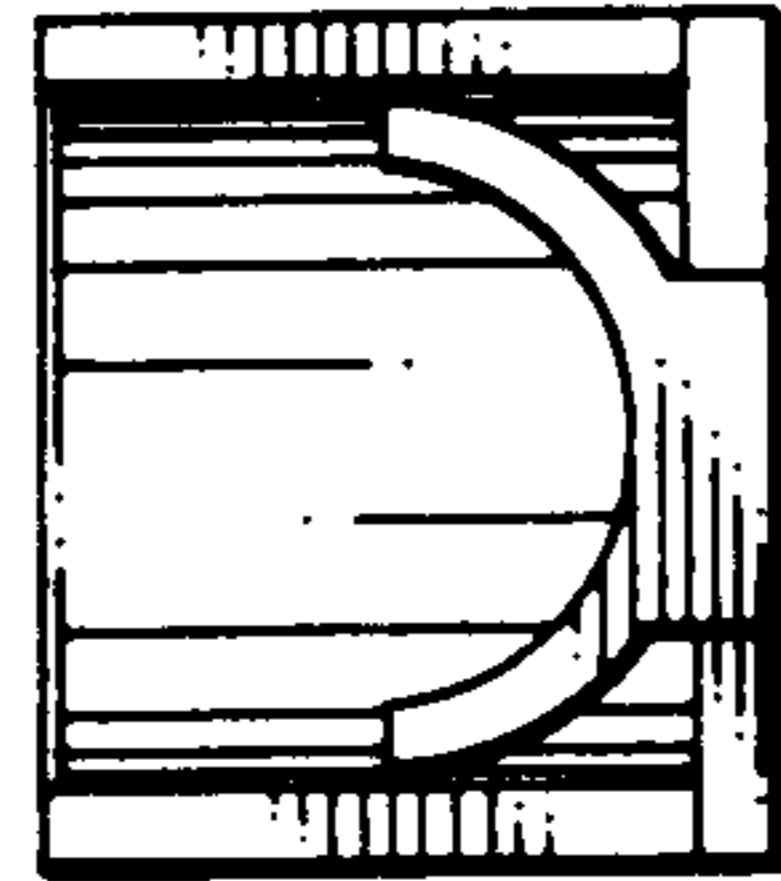


FIG. 5

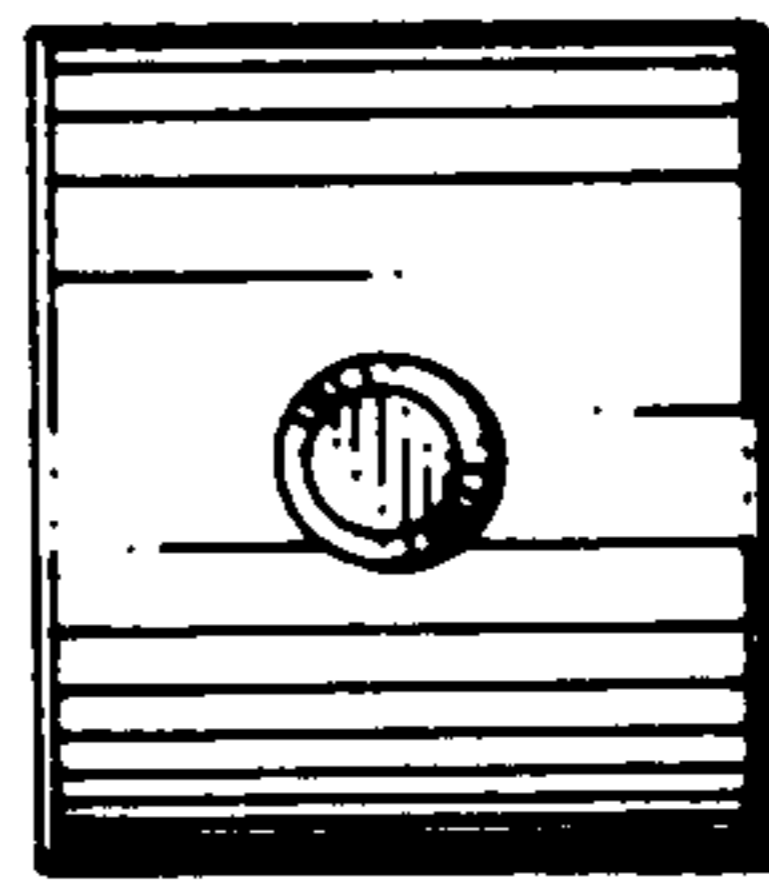


FIG. 6

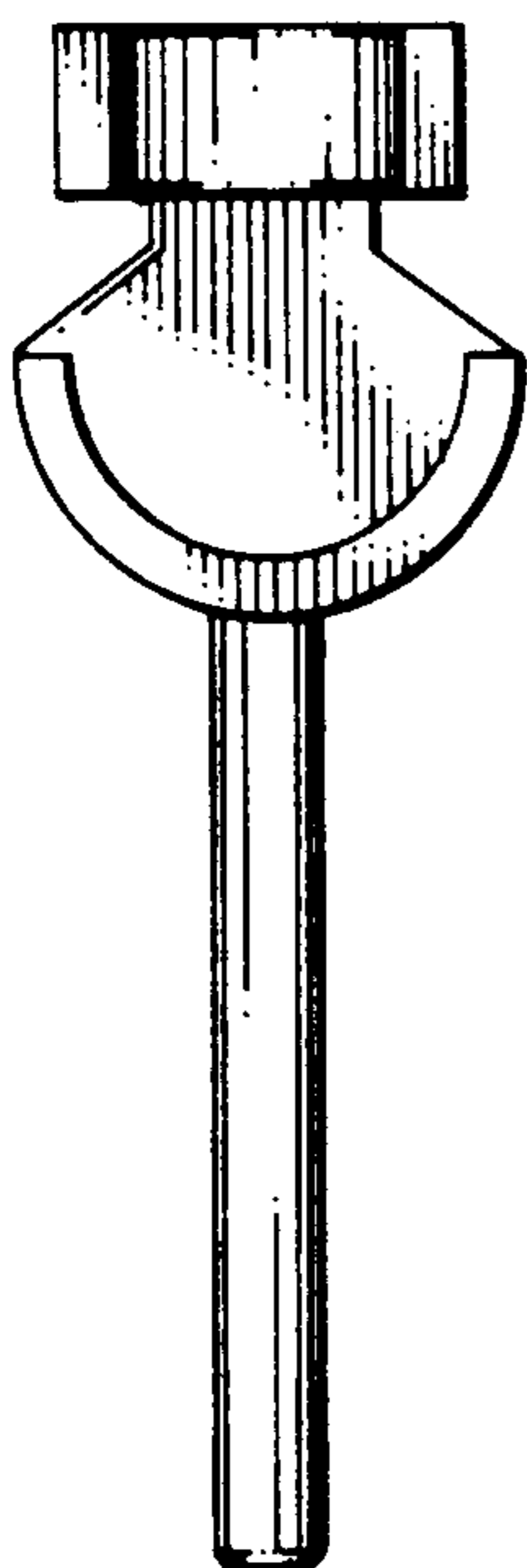


FIG. 2




FIG. 3

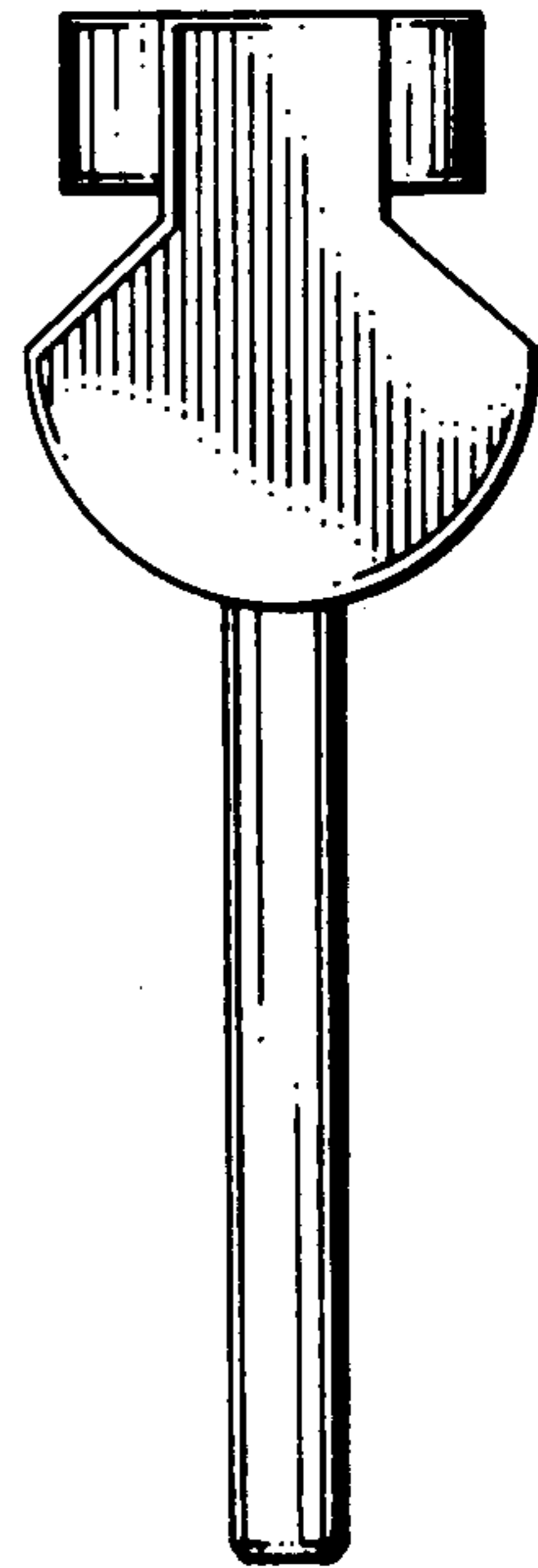


FIG. 4