

- [54] **FLOATABLE EYEGLOSS CASE, OR SIMILAR ARTICLE**
- [76] **Inventor: William F. Escher, Jr., 1949**
Frederick St., Placentia, Calif. 92670
- [**] **Term: 14 Years**
- [21] **Appl. No.: 145,210**
- [22] **Filed: Jan. 19, 1988**
- [52] **U.S. Cl. D3/34**
- [58] **Field of Search D3/34; D16/129;**
150/145; 224/273, 42.42, 312, 902; 206/5, 6, 37;
248/205.5, 206.2, 300, 902, 309.1; 220/4 B;
383/38, 40, 86

[56] **References Cited**
U.S. PATENT DOCUMENTS

D. 29,696	11/1898	Casey et al.	D3/34
D. 259,596	6/1981	Gray	D3/34
D. 262,585	1/1982	Anema	D3/34
D. 270,207	8/1983	Markovitz	D3/34
D. 280,261	8/1985	Chuboff et al.	D3/34
1,473,359	11/1923	Schumacher	D3/34
2,376,487	6/1945	Jerry	206/6
3,508,643	4/1970	Horn	206/5 R
4,744,461	5/1988	Lapham	206/5

4,865,186 9/1989 Gates 206/6

FOREIGN PATENT DOCUMENTS

662974 12/1951 United Kingdom 206/5

OTHER PUBLICATIONS

The Optician; 8/19/88; p. 2.
The Optician; 3/23/79; p. 26; #4.

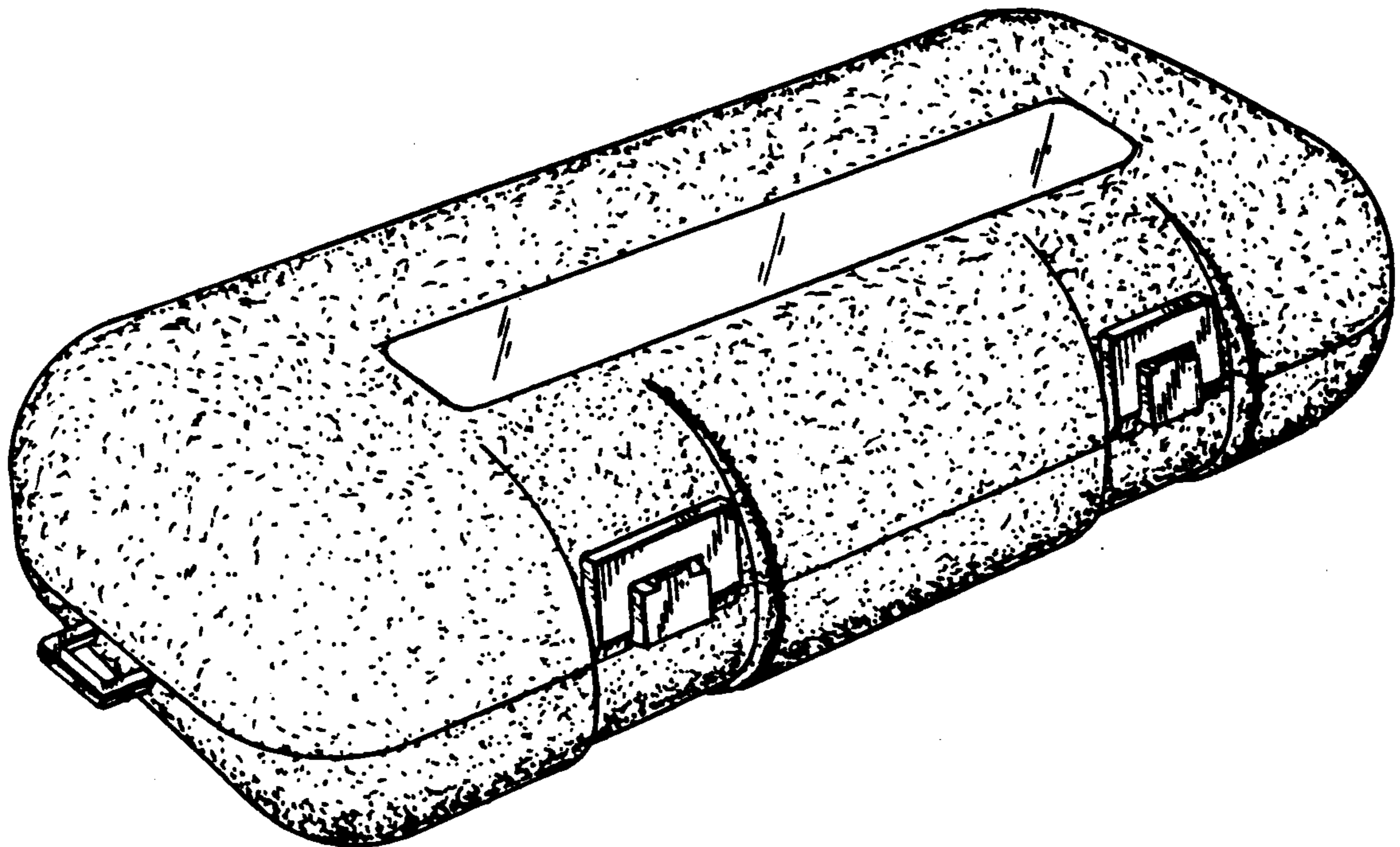
Primary Examiner—A. Hugo Word
Assistant Examiner—Cathy Anne MacCormac
Attorney, Agent, or Firm—John H. Crowe

[57] **CLAIM**

The ornamental design for a floatable eyeglass case, or similar article, as shown and described.

DESCRIPTION

FIG. 1 is a top, front and left side perspective view of a floatable eyeglass case or similar article showing my new design;
 FIG. 2 is a top plan view thereof;
 FIG. 3 is a front elevational view thereof;
 FIG. 4 is a bottom plan view thereof;
 FIG. 5 is a rear elevational view thereof;
 FIG. 6 is a left end elevational view thereof; and
 FIG. 7 is a right end elevational view thereof.



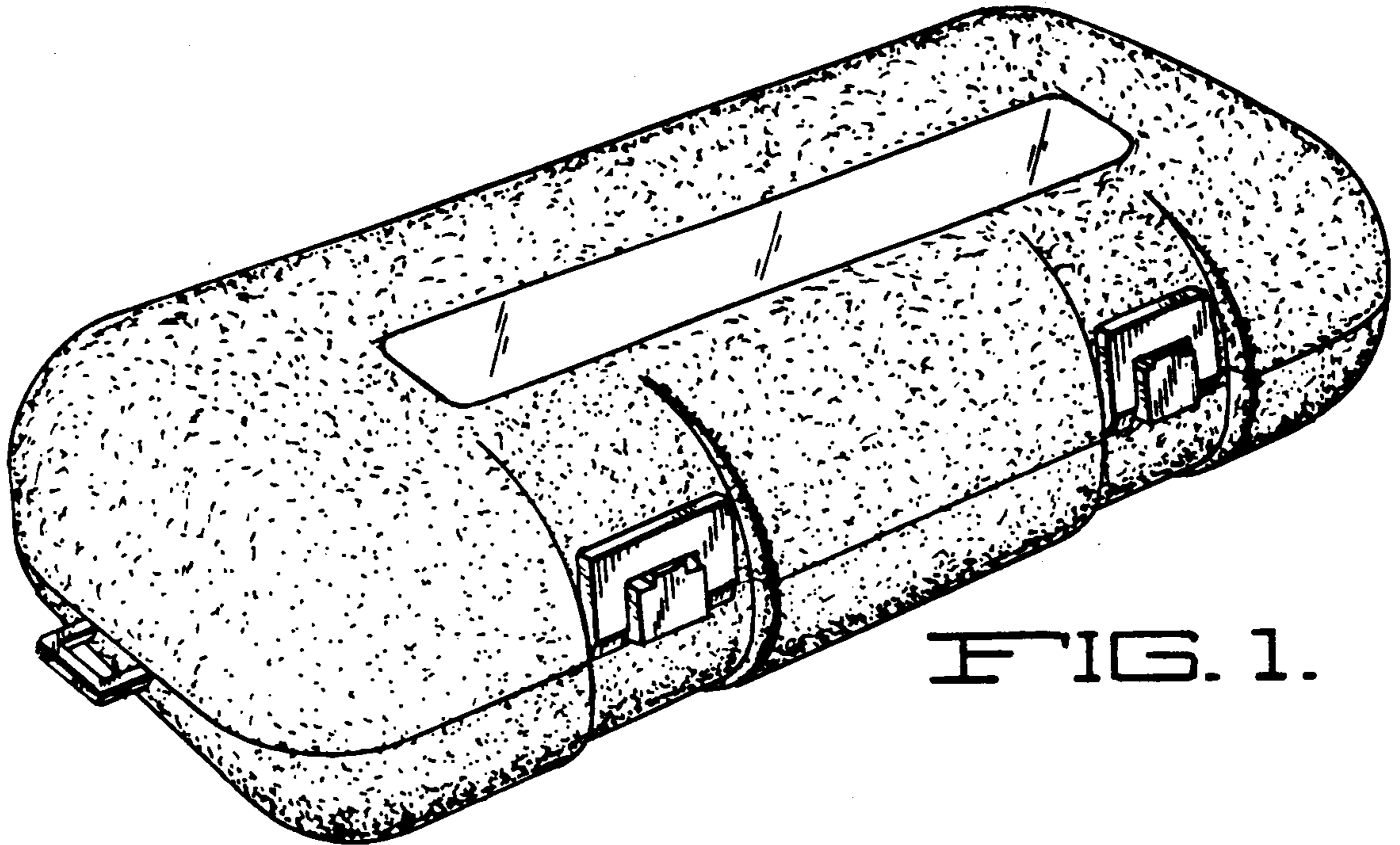


FIG. 1.

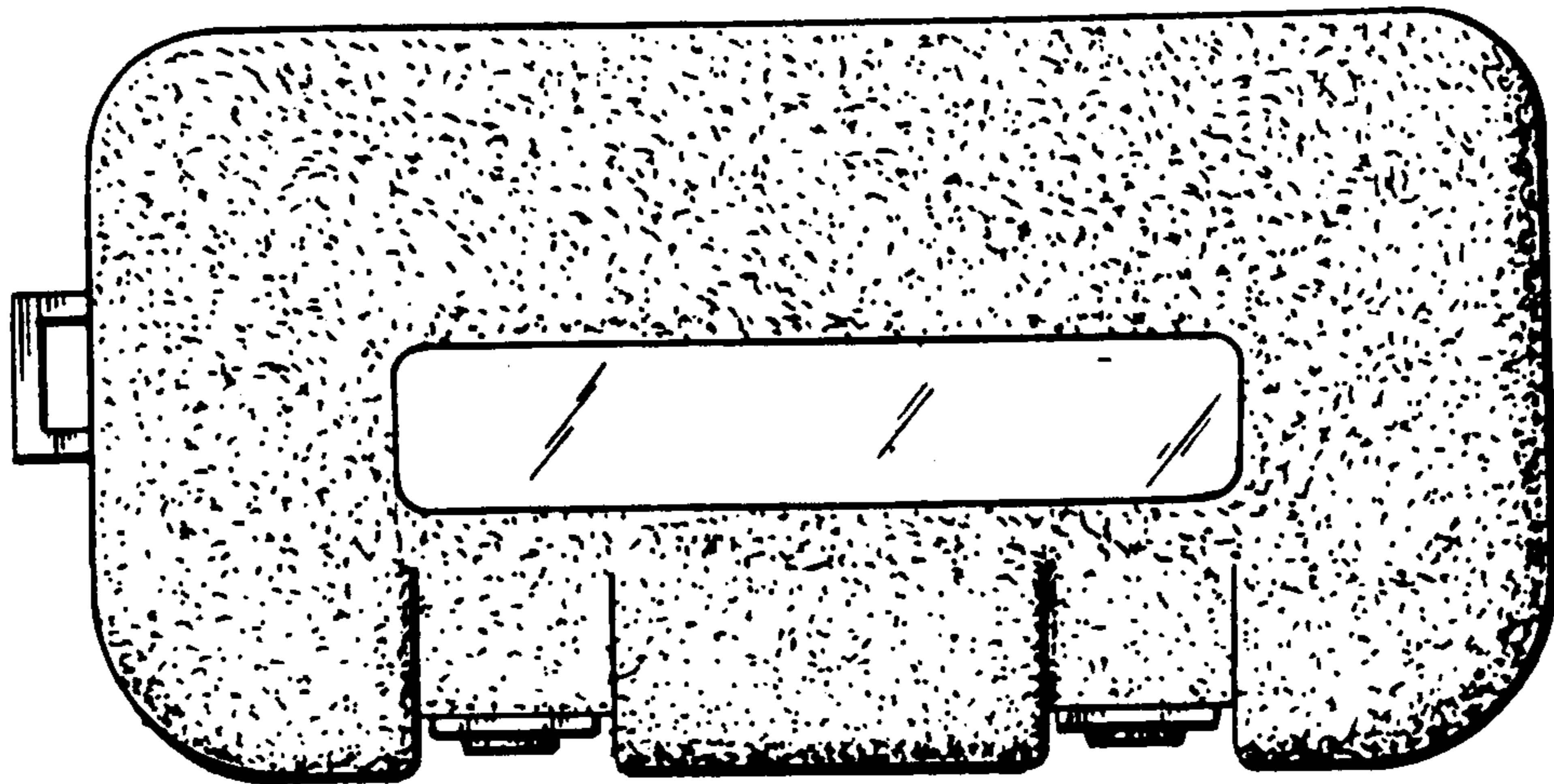


FIG. 2.




FIG. 3.




FIG. 4.




FIG. 5.

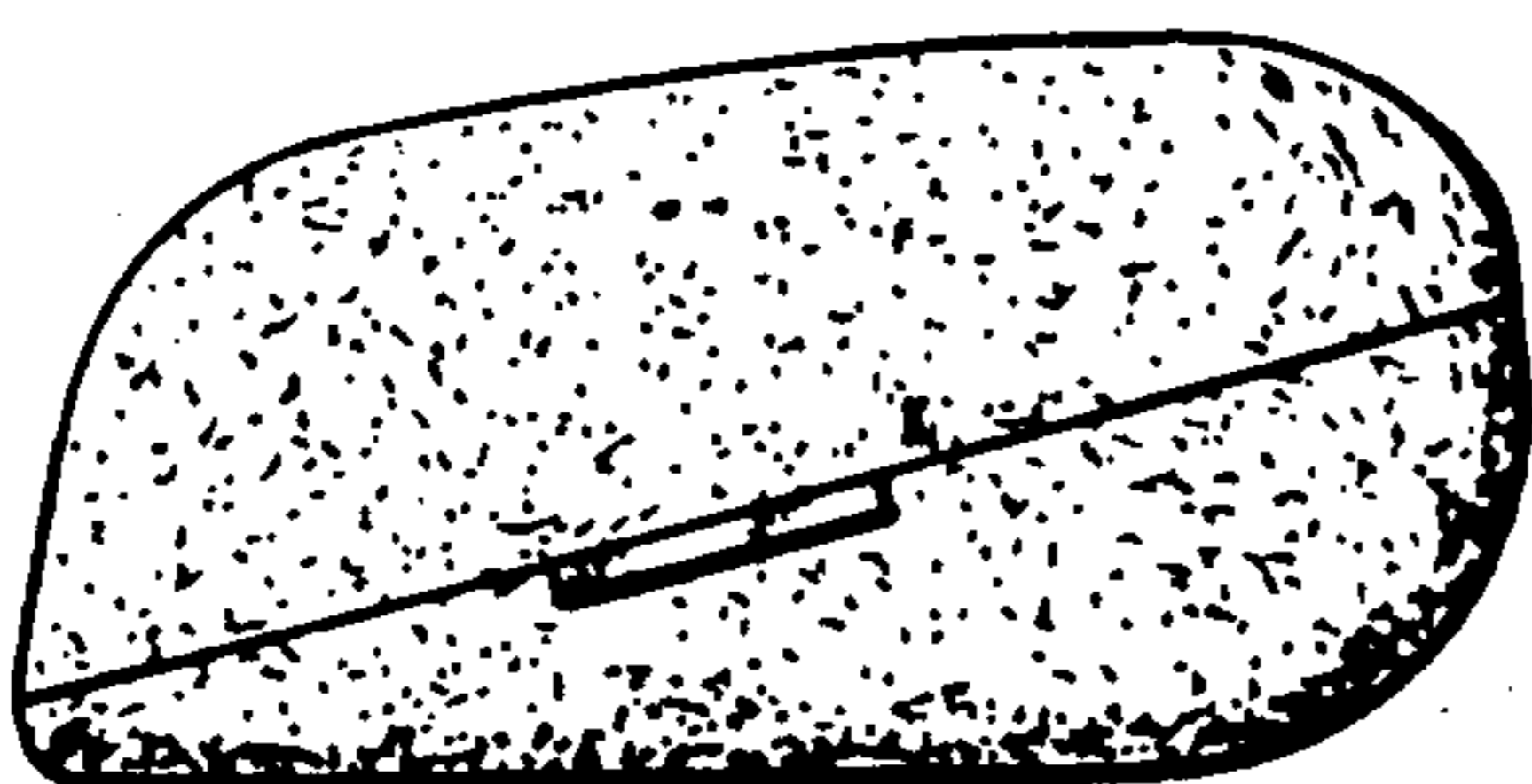


FIG. 6.




FIG. 7.