

[54] **RETURN TOP**

[75] **Inventor: William M. Hanlon, III, Castro Valley, Calif.**

[73] **Assignee: DaMert Company, San Leandro, Calif.**

[**] **Term: 14 Years**

[21] **Appl. No.: 391,859**

[22] **Filed: Aug. 10, 1989**

[52] **U.S. Cl. D21/99**

[58] **Field of Search D21/99, 100, 98, 95;
446/245, 242, 248, 249, 261, 262**

[56] **References Cited**

U.S. PATENT DOCUMENTS

D. 61,154 7/1922 Fletcher D21/98
D. 139,743 12/1944 Davidson D21/99
D. 156,582 12/1949 Tomarin D21/99

D. 200,586 3/1965 Parente D21/98
288,265 11/1883 Shourds D21/98
1,419,690 6/1922 Samour 446/248

FOREIGN PATENT DOCUMENTS

30913 6/1917 Fed. Rep. of Germany 446/248
20426 of 1898 United Kingdom 446/247

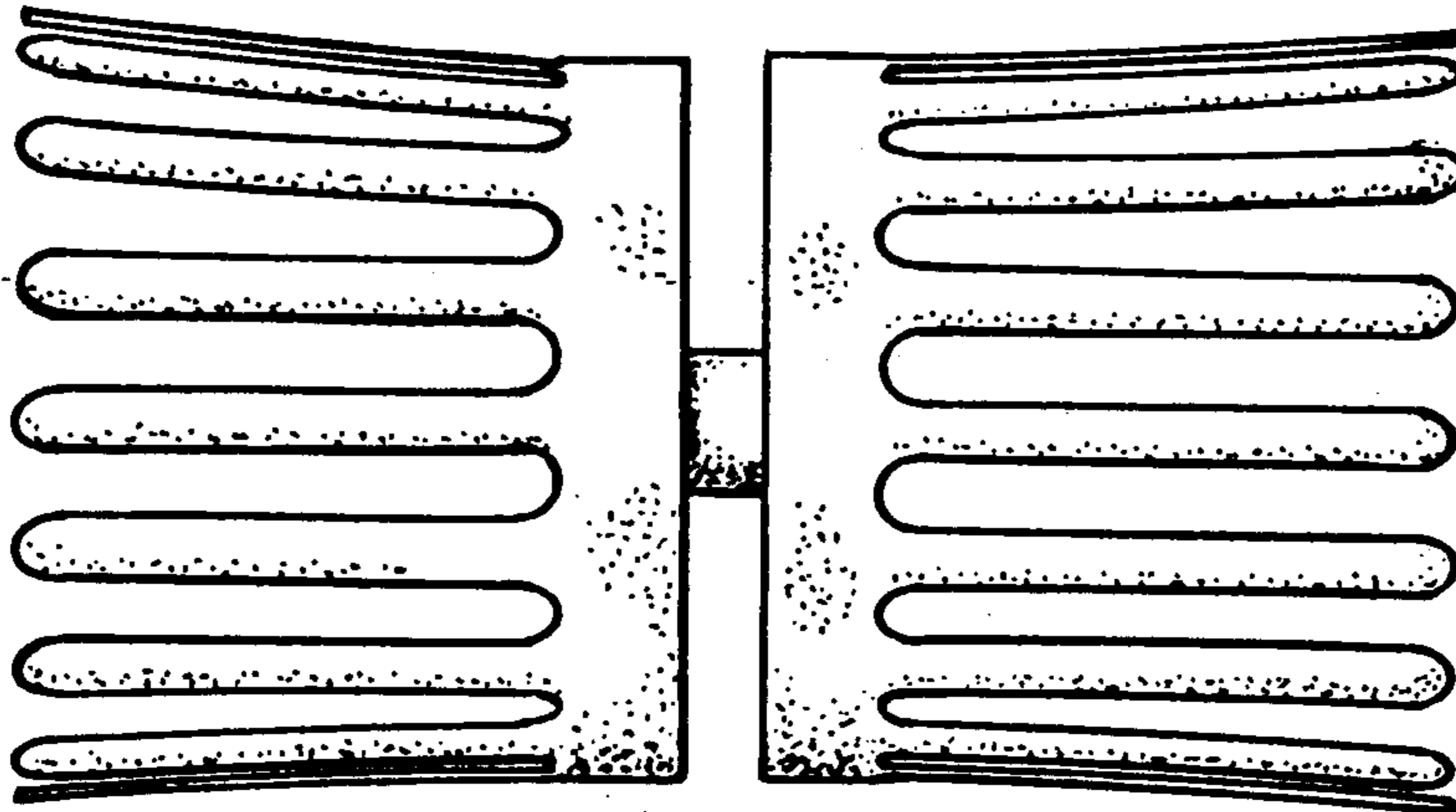
Primary Examiner—Charles A. Rademaker
Attorney, Agent, or Firm—Harris Zimmerman

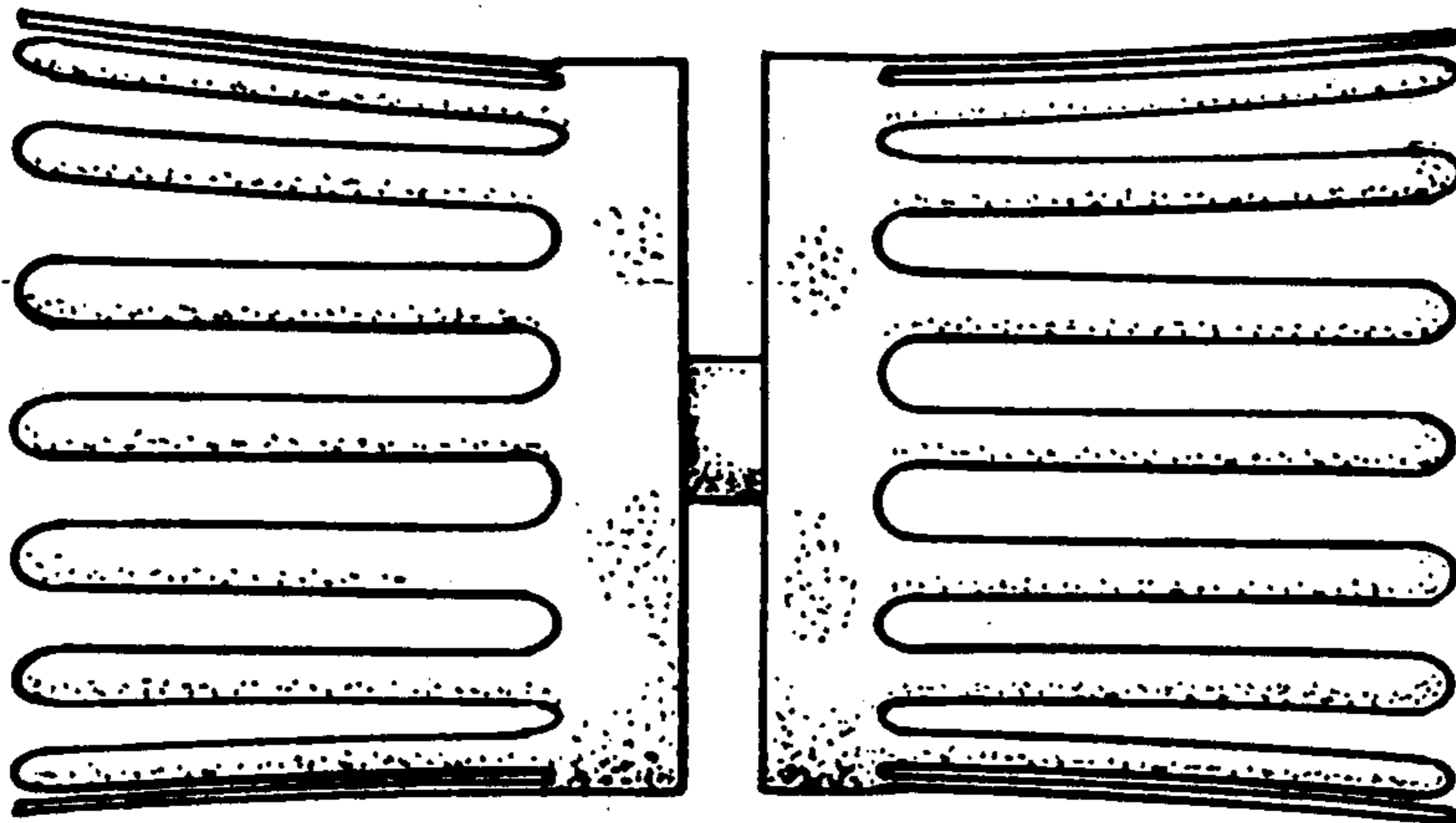
[57] **CLAIM**

The ornamental design for a return top, as shown and described.

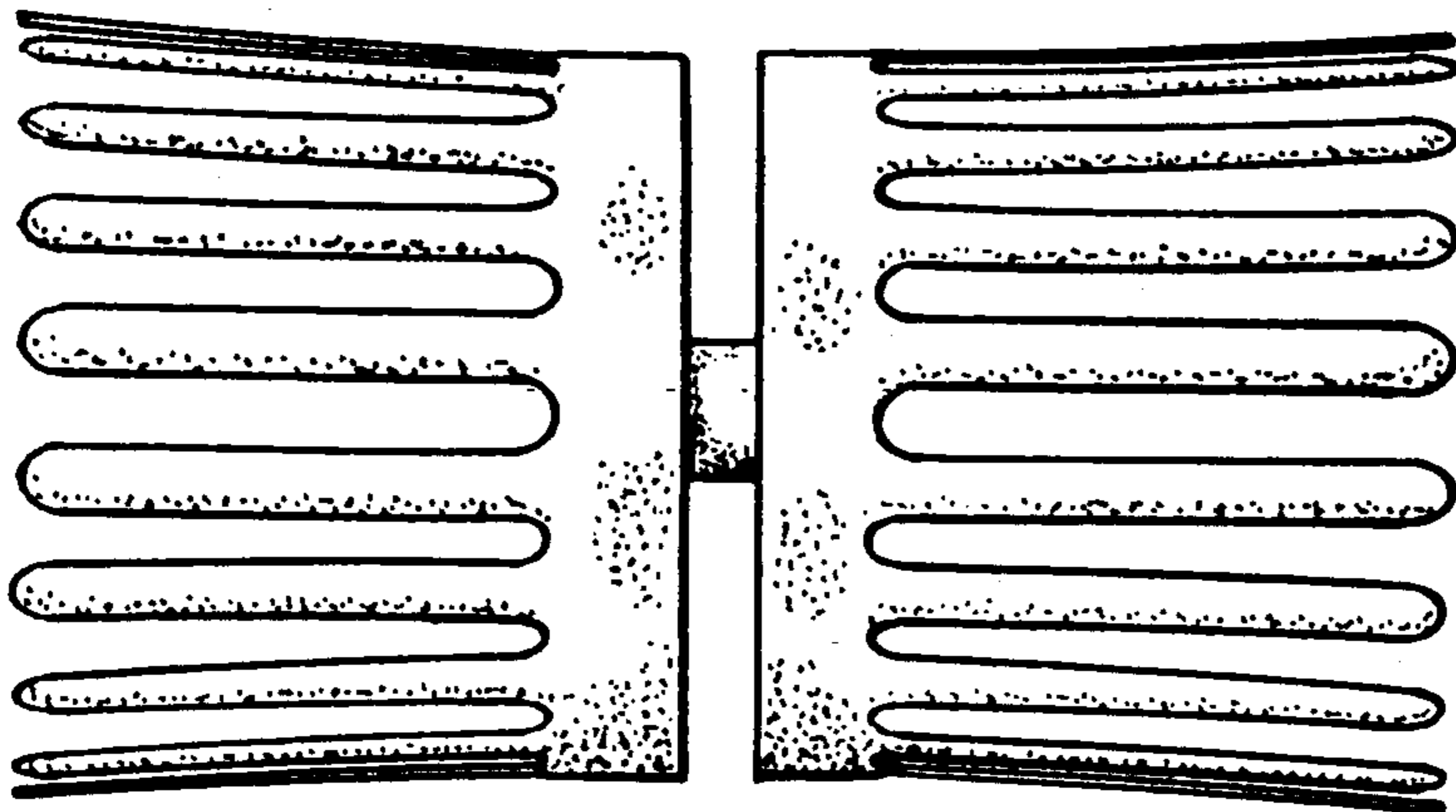
DESCRIPTION

FIG. 1 is a top plan view of a return top showing my new design;
FIG. 2 is a side elevational view thereof, the side opposite being identical; and
FIG. 3 is an end elevational view thereof, the end opposite being identical.






FIG_1



FIG_2



FIG_3