

[54] LOTTERY CARD MARKER

[76] Inventor: Thomas J. Conlan, 35 Miller Rd., Latham, N.Y. 12110

[**] Term: 14 Years

[21] Appl. No.: 190,948

[22] Filed: May 6, 1988

[52] U.S. Cl. D19/51; D4/132; D19/35; D21/51

[58] Field of Search D4/132, 134, 135; D18/14, 15; D19/35, 41; D21/51; 273/269; 15/159 R, 244.1; 604/216

[56] References Cited

U.S. PATENT DOCUMENTS

D. 30,262	2/1899	Snow	D19/41
D. 85,251	9/1931	Lynde	D4/132
D. 202,874	11/1965	Luedtke	D4/114
D. 255,367	6/1980	Montague	401/198
D. 264,053	4/1982	Ma et al.	D9/447
D. 304,733	11/1989	Lehman et al.	D19/35
2,631,326	3/1953	Smith, Jr.	15/244.1
3,094,736	6/1963	Bunzl et al.	401/198
3,140,505	7/1964	Shimamura	401/198
3,278,976	10/1966	Ward	401/198

3,387,610	6/1968	Richmond	604/216
3,481,677	12/1969	Abrahamson	401/198
3,771,124	8/1965	Matsumoto	401/198
3,775,017	11/1973	Jerry	15/244.1
3,881,828	5/1975	Jones	401/199
3,887,287	6/1975	Rosh, Jr.	401/198
4,095,906	6/1978	Sackett	401/198

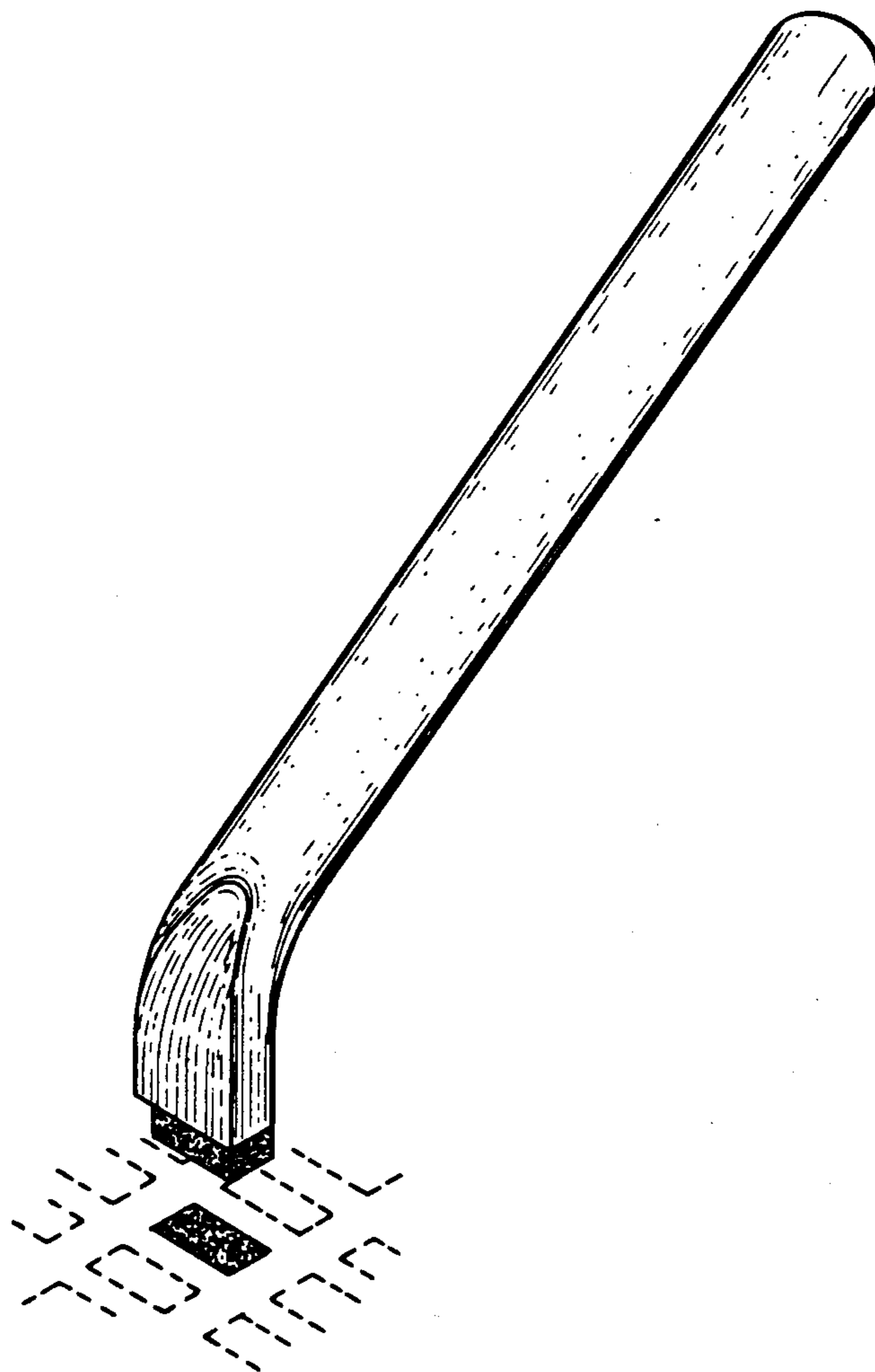
Primary Examiner—Melvin B. Feifer
Assistant Examiner—Philip Hyder
Attorney, Agent, or Firm—Heslin & Rothenberg

[57] CLAIM

The ornamental design for a lottery card marker, as shown and described.

DESCRIPTION

FIG. 1 is a perspective view of a lottery card marker showing my new design;
FIG. 2 is a left side elevational view thereof, the right side being a mirror image;
FIG. 3 is a top plan view thereof;
FIG. 4 is a bottom plan view thereof;
FIG. 5 is a front elevational view thereof; and
FIG. 6 is a rear elevational view thereof.
The broken line showing in FIG. 1 is for environment only and forms no part of the claimed design.



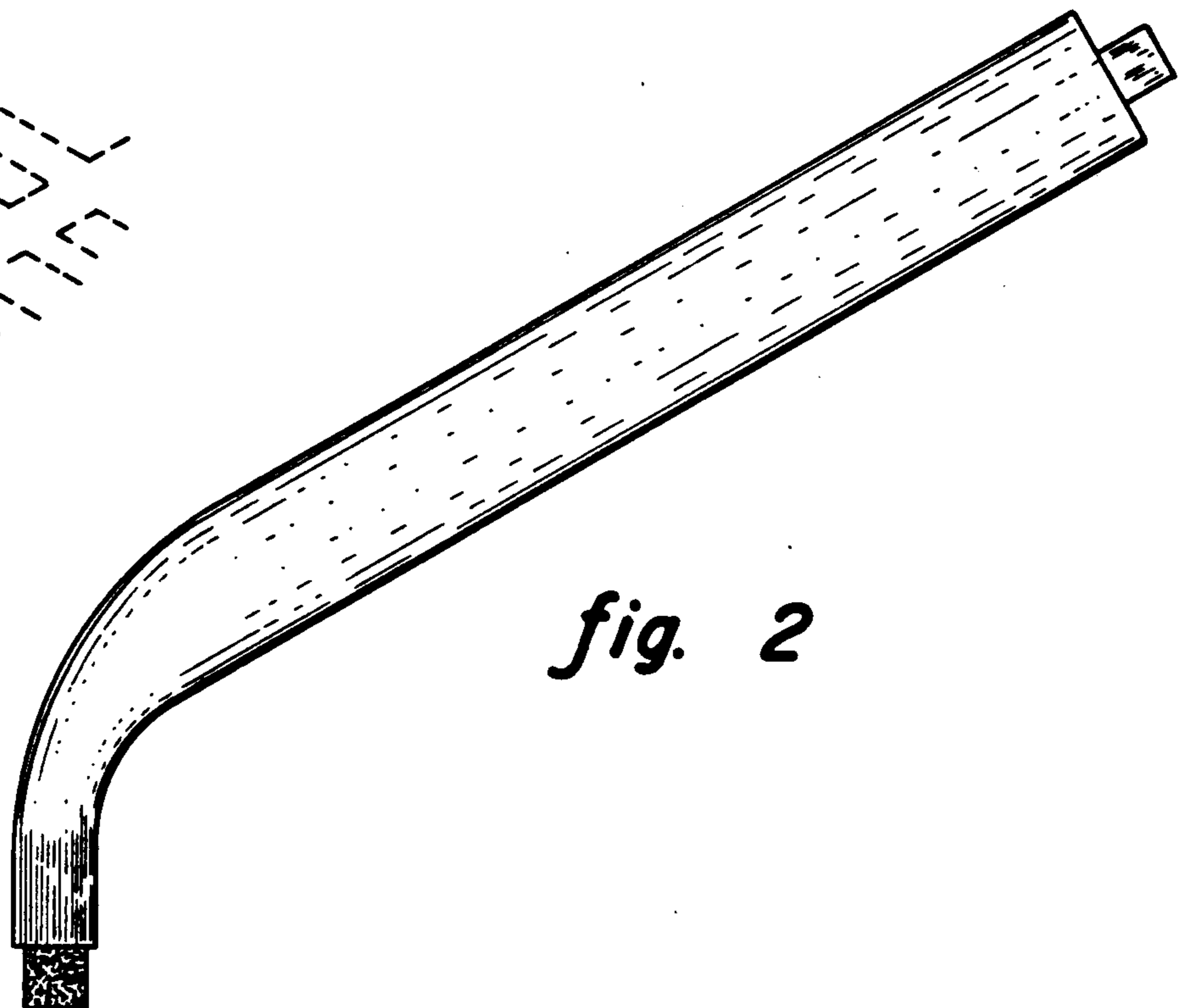
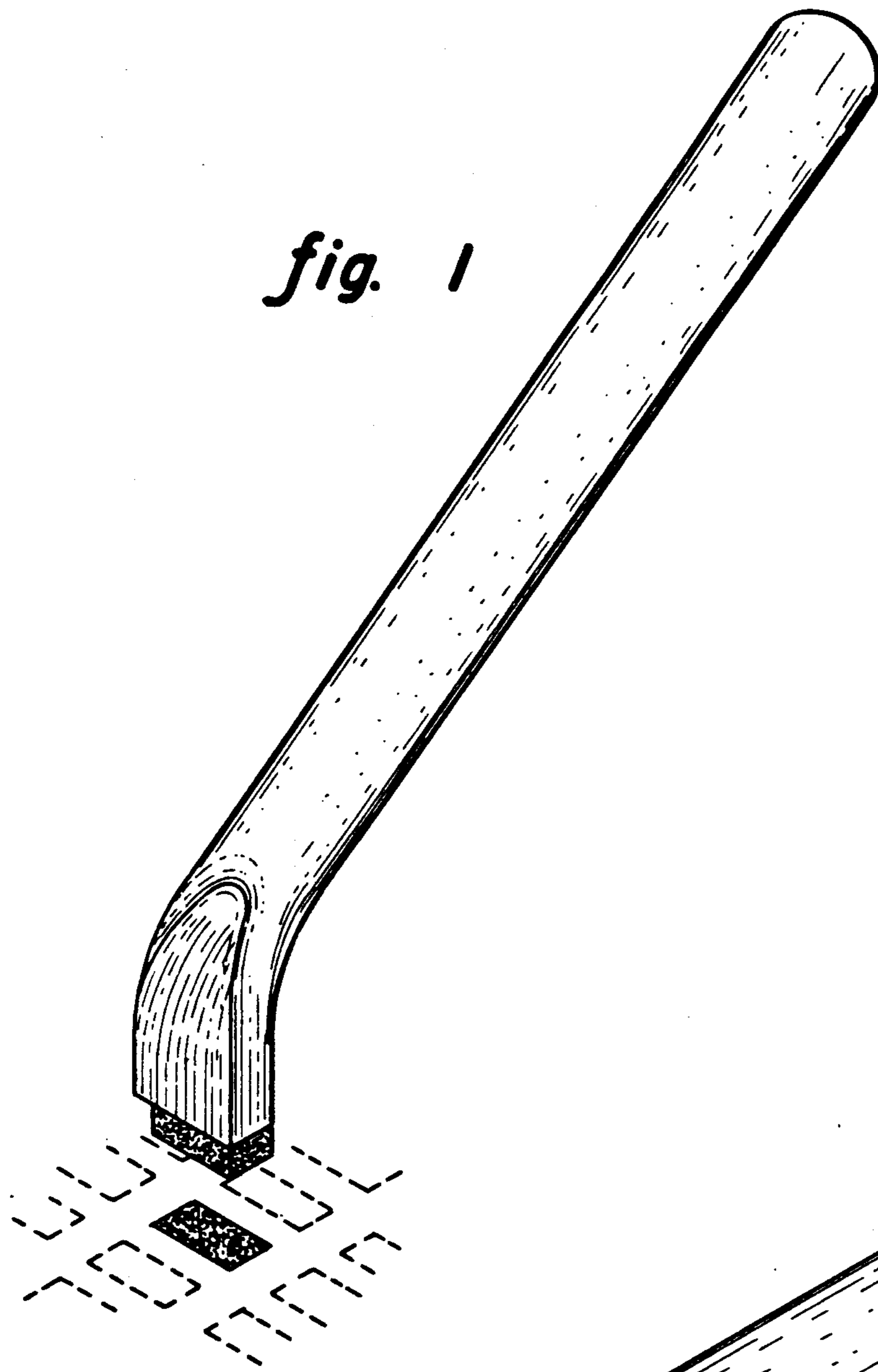


fig. 3




fig. 4




fig. 5



fig. 6

