

[54] TYPEWRITER

[75] Inventor: Hiroshi Sakaguchi, Osaka, Japan

[73] Assignee: Sharp Corporation, Osaka, Japan

[\*\*] Term: 14 Years

[21] Appl. No.: 361,566

[22] Filed: Jun. 5, 1989

[30] Foreign Application Priority Data

Dec. 6, 1988 [JP] Japan ..... 63-47645

[52] U.S. Cl. .... D18/1

[58] Field of Search ..... D18/1, 2; 400/83, 109-111,  
400/472, 485, 486, 690.3, 690.4, 691-694

[56] References Cited

U.S. PATENT DOCUMENTS

D. 281,252	11/1985	Kato et al. ....	D18/1
D. 287,734	1/1987	Ooie et al. ....	D18/1
D. 291,324	8/1987	Miyamoto et al. ....	D18/1
D. 310,350	9/1990	Horie et al. ....	D18/1 X
4,519,721	5/1985	Gardner ....	400/472


Primary Examiner—Nelson C. Holtje  
Assistant Examiner—Caron D. Veynar  
Attorney, Agent, or Firm—Flehr, Hohbach, Test,  
Albritton & Herbert

[57] CLAIM

The ornamental design for a typewriter, as shown and described.

DESCRIPTION

FIG. 1 is a right, front and top perspective view of a typewriter showing my new design;  
FIG. 2 is a top plan view thereof;  
FIG. 3 is a bottom plan view thereof;  
FIG. 4 is a front elevational view thereof;  
FIG. 5 is a rear elevational view thereof;  
FIG. 6 is a right side elevational view thereof;  
FIG. 7 is a left side elevational view thereof;  
FIG. 8 is a top plan view thereof with the key cover in place and carrying handle extended;  
FIG. 9 is a front elevational view thereof with the key cover in place and carrying handle extended; and  
FIG. 10 is a right side elevational view thereof with the key cover in place and carrying handle extended.






FIG. 1

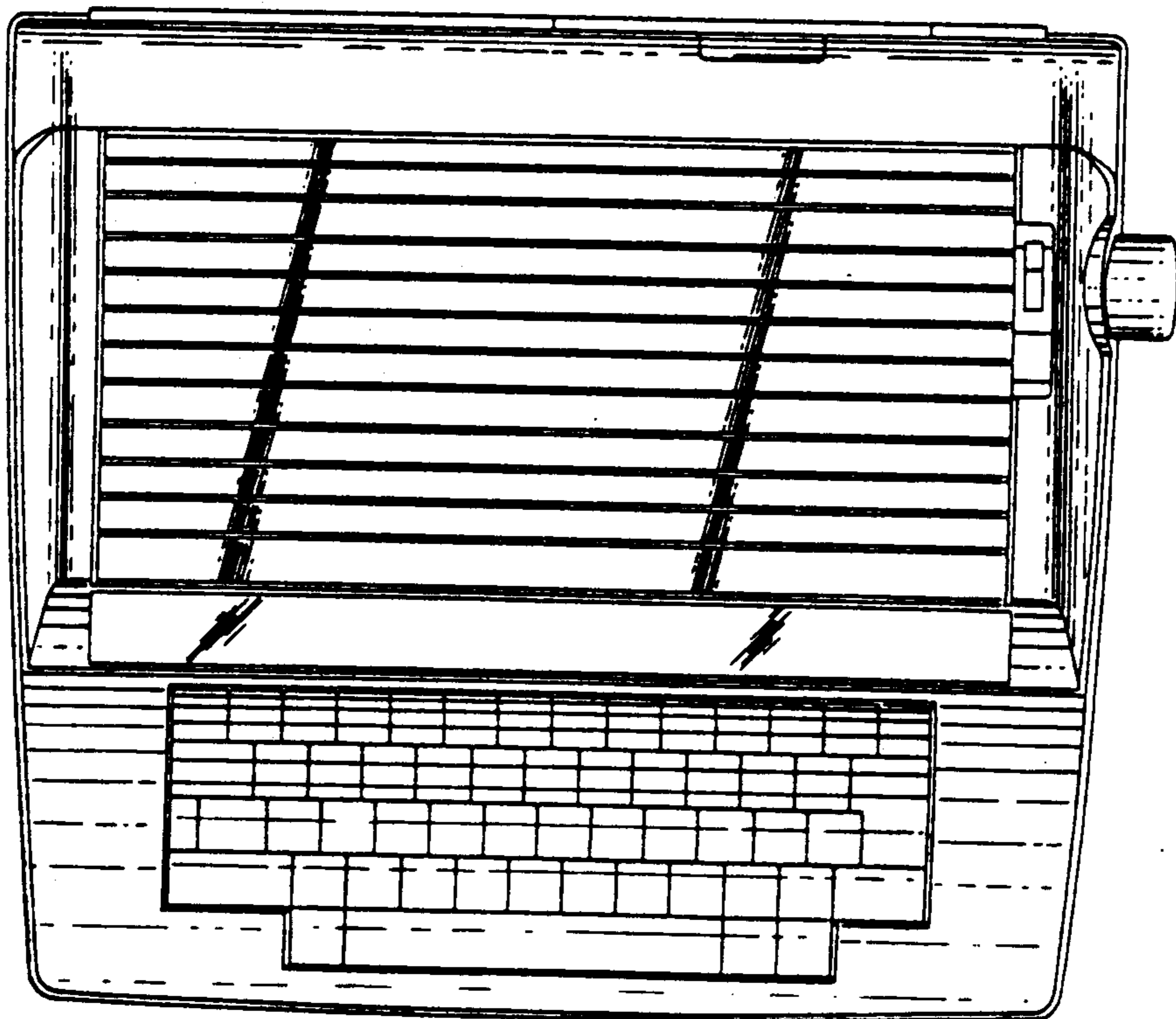


FIG. 2

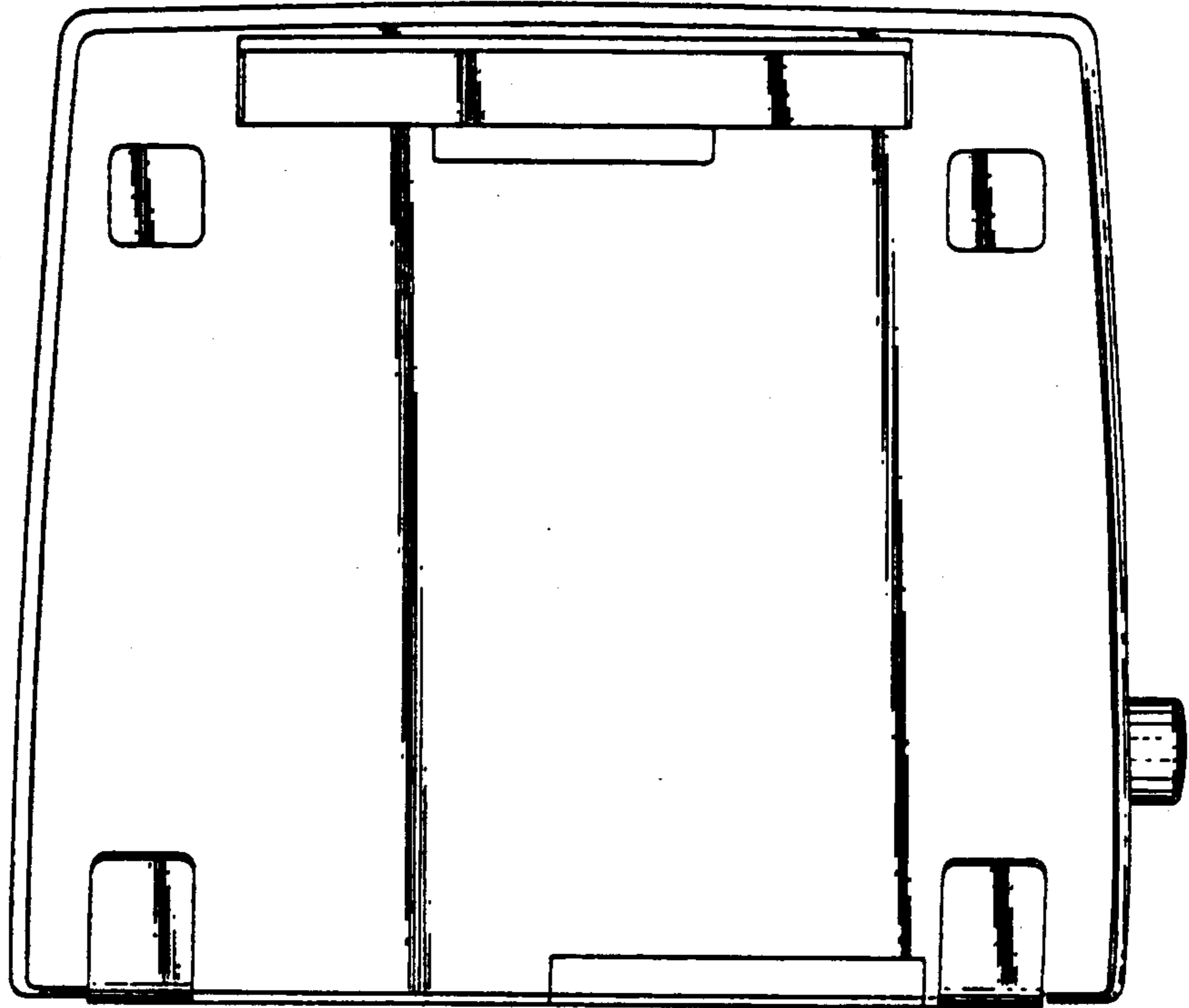


FIG. 3




FIG. 4

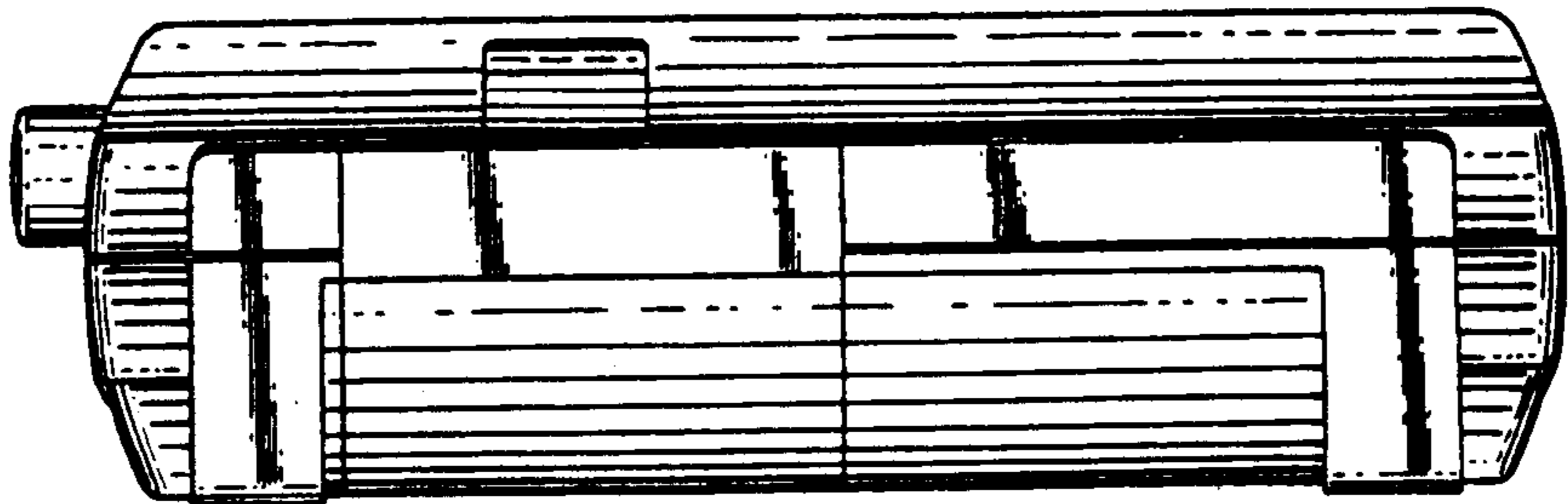


FIG. 5






FIG. 6




FIG. 7

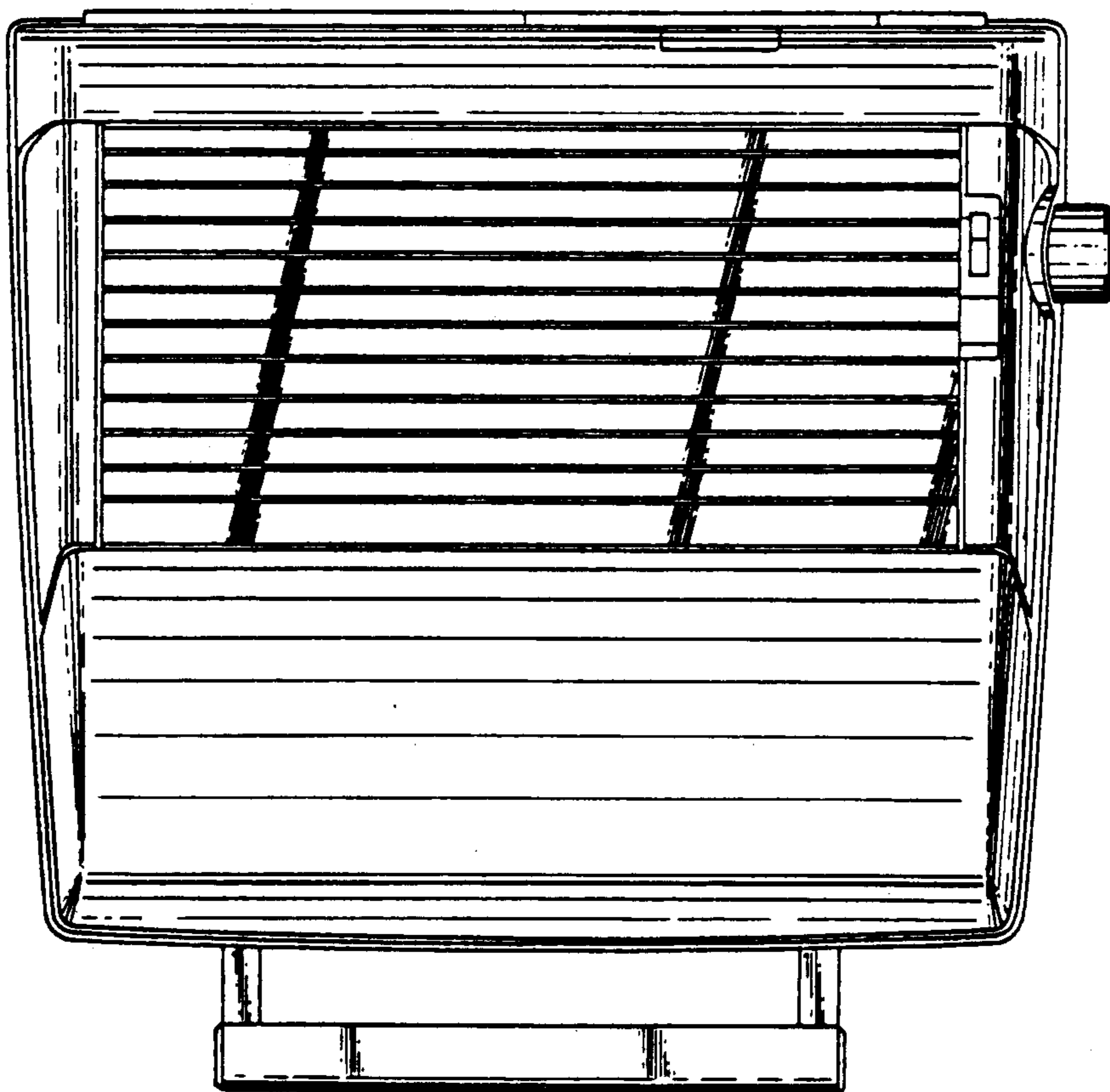


FIG. 8




FIG. 9




FIG. 10