

[54] COMBINED LOUDSPEAKER CABINET AND SOUND REFLECTOR

[76] Inventor: Andrew E. Flanders, 570 N. 10th Ave., Cornelius, Oreg. 97113

[\*\*] Term: 14 Years

[21] Appl. No.: 506,658

[22] Filed: Apr. 9, 1990

Related U.S. Application Data

- [62] Division of Ser. No. 66,796, Jun. 25, 1987.
- [52] U.S. Cl. .... D14/214; D14/210
- [58] Field of Search ..... D14/204-216, D14/219-224; 312/7.1; 381/24, 86-88, 90, 159, 182, 186, 205; 181/144, 148, 152-153, 155, 157, 198-199

[56] References Cited

U.S. PATENT DOCUMENTS

- D. 210,382 3/1968 Lane ..... D14/210
- D. 211,091 5/1968 Wilder ..... D14/210

- D. 260,390 8/1981 Bertagni ..... D14/211
- D. 267,315 12/1982 Eade et al. .... D14/210

OTHER PUBLICATIONS

Polk Audio Catalog; p. 6; top left-Model SDA SRS. Stereo Discounters Electronic World Catalog; p. 20; bottom right-Allison 3-way matched loudspeaker system.



Primary Examiner—Theodore M. Shooman  
Attorney, Agent, or Firm—Olson & Olson

[57] CLAIM

The ornamental design for a combined loudspeaker cabinet and sound reflector, as shown and described.

DESCRIPTION

FIG. 1 is a front elevational view of a combined loudspeaker cabinet and sound reflector showing my new design;  
FIG. 2 is a rear elevational view thereof;  
FIG. 3 is a right side elevational view thereof, the left side being a mirror image;  
FIG. 4 is a top plan view thereof; and  
FIG. 5 is a bottom plan view thereof.



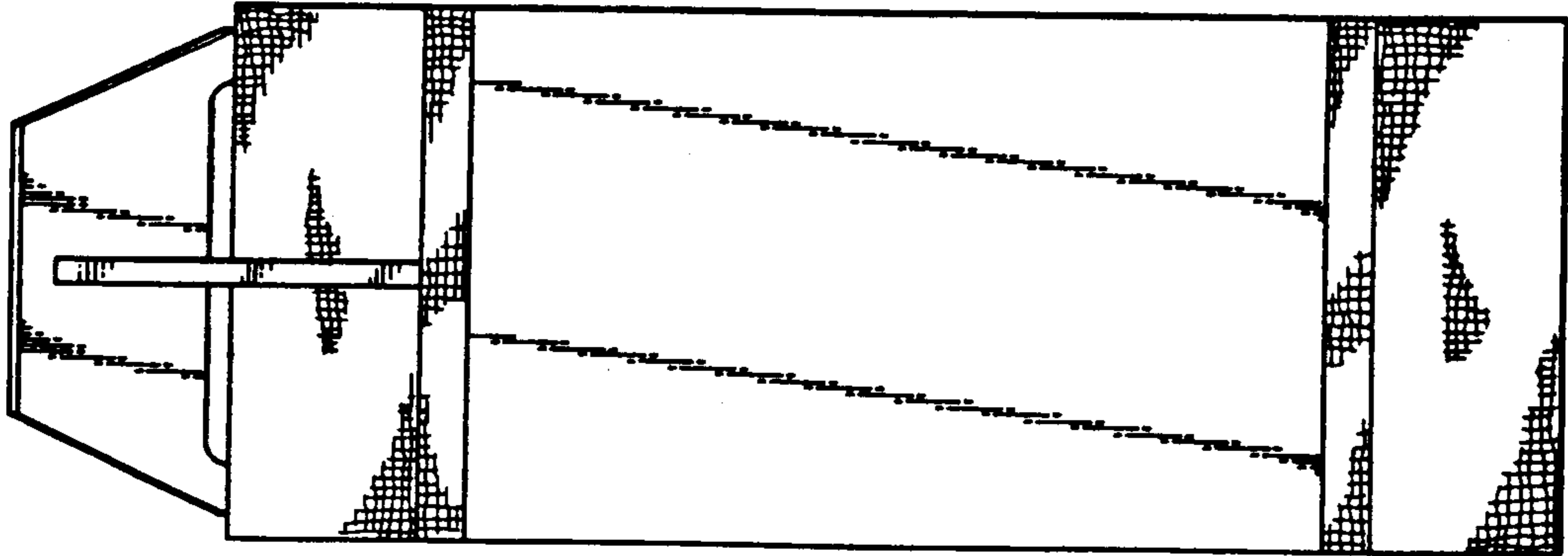


FIG. 1

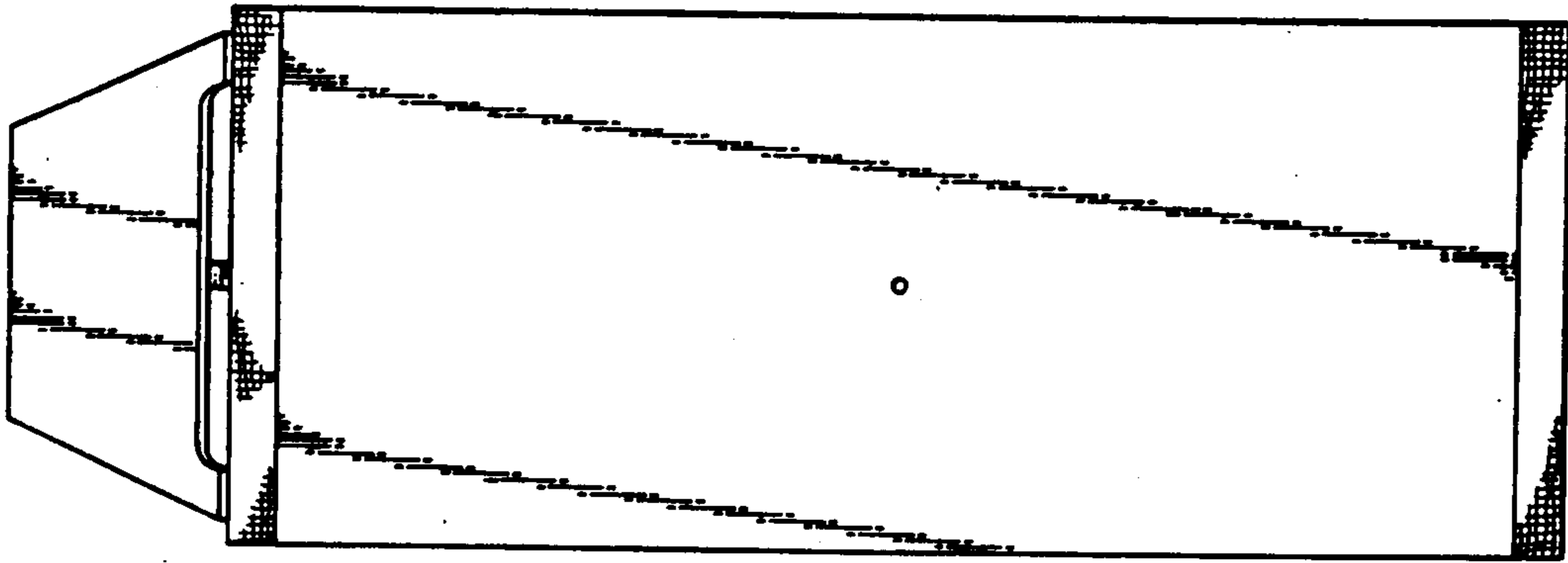


FIG. 2




FIG. 3

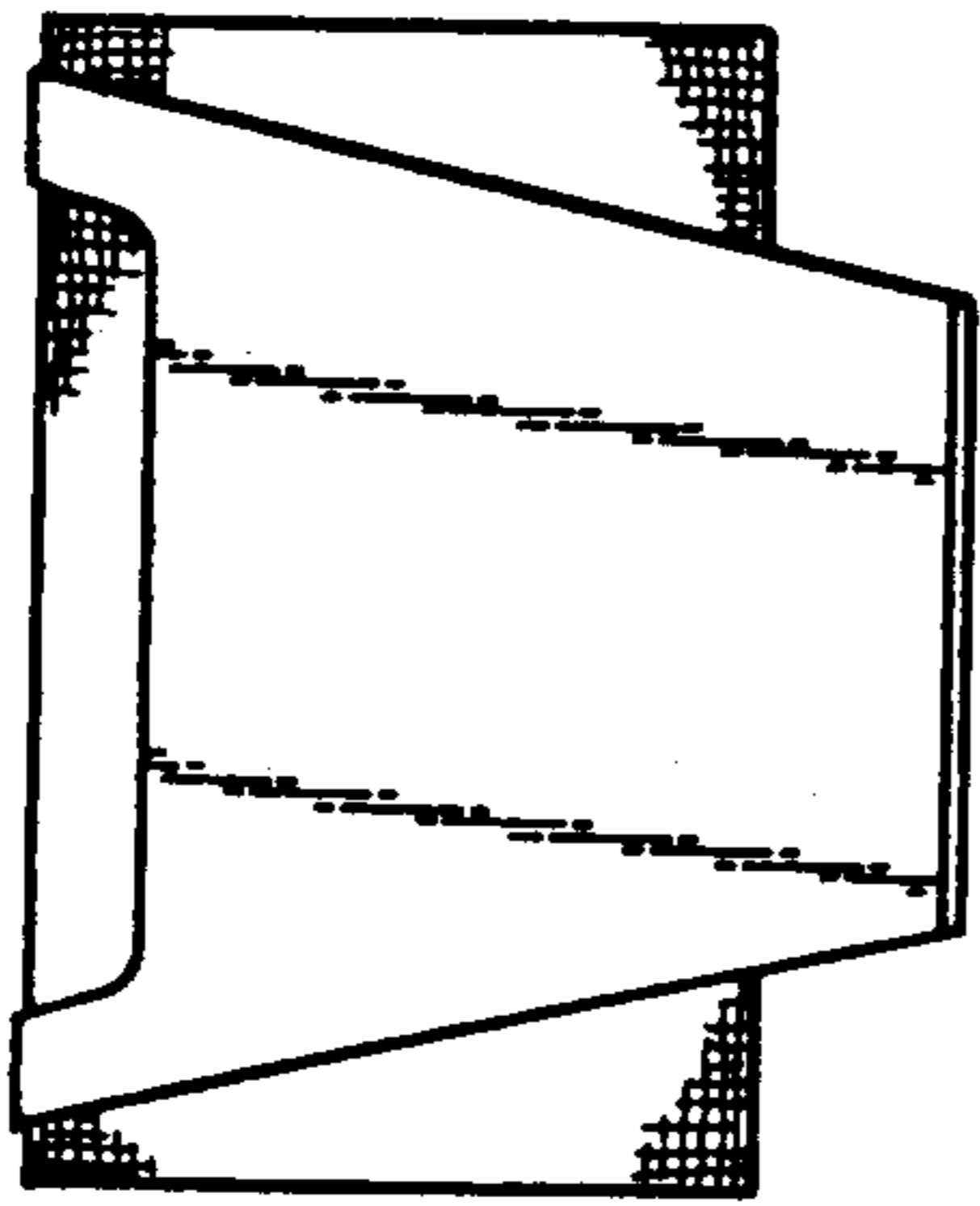


FIG. 4

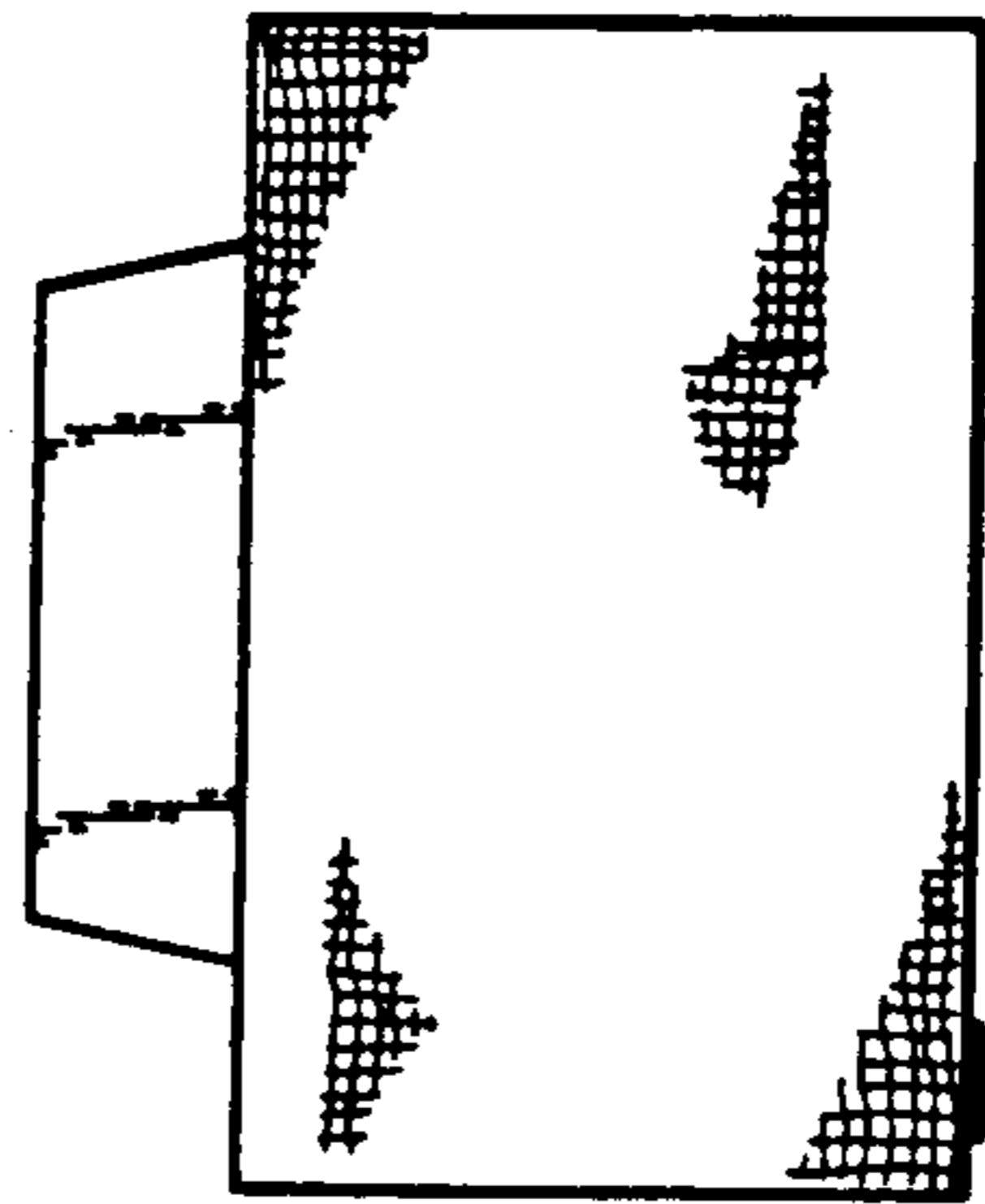


FIG. 5