

[54] VIDEOPHONE

[76] Inventor: Orlando Miozzo, via A Ferrero, 9, 35133 Padova, Italy

[**] Term: 14 Years

[21] Appl. No.: 463,669

[22] Filed: Jan. 9, 1990

[30] Foreign Application Priority Data

Aug. 7, 1989 [IB] Int'l Pat. Institute DM/014303

[52] U.S. Cl. D14/130; D14/151

[58] Field of Search D14/130, 151; D21/111; 379/53, 440, 419, 428, 433, 436

[56] References Cited

U.S. PATENT DOCUMENTS

- D. 195,408 6/1963 Prescott D11/130
- D. 275,196 8/1984 Huang D14/130
- D. 289,762 5/1987 Alterio et al. D14/130 X
- D. 294,694 3/1988 Steward D14/151
- D. 296,891 7/1988 Toniuchi et al. D14/130

- D. 296,893 7/1988 Toniuchi et al. D14/151 X
- D. 298,827 12/1988 Miozzo D14/52
- D. 307,430 4/1990 Desbarats D14/151
- D. 309,304 7/1990 Takada et al. D14/130 X
- 4,577,068 3/1986 Kelly et al. D14/130 X
- 4,715,059 12/1987 Cooper-Hart et al. 379/53


Primary Examiner—Horace B. Fay, Jr.
Attorney, Agent, or Firm—Bucknam and Archer

[57] CLAIM

The ornamental design for videophone, as shown and described.

DESCRIPTION

FIG. 1 is a left side, top and front perspective view of a videophone showing my new design; FIGS. 2 and 3 are respectively right and left side elevational views thereof; FIG. 4 is a rear elevational view thereof; FIG. 5 is an inverted front elevational view of FIG. 4; FIG. 6 is a top plan view of the videophone in cradled relationship; and FIG. 7 is a bottom plan view thereof.






FIG. 1

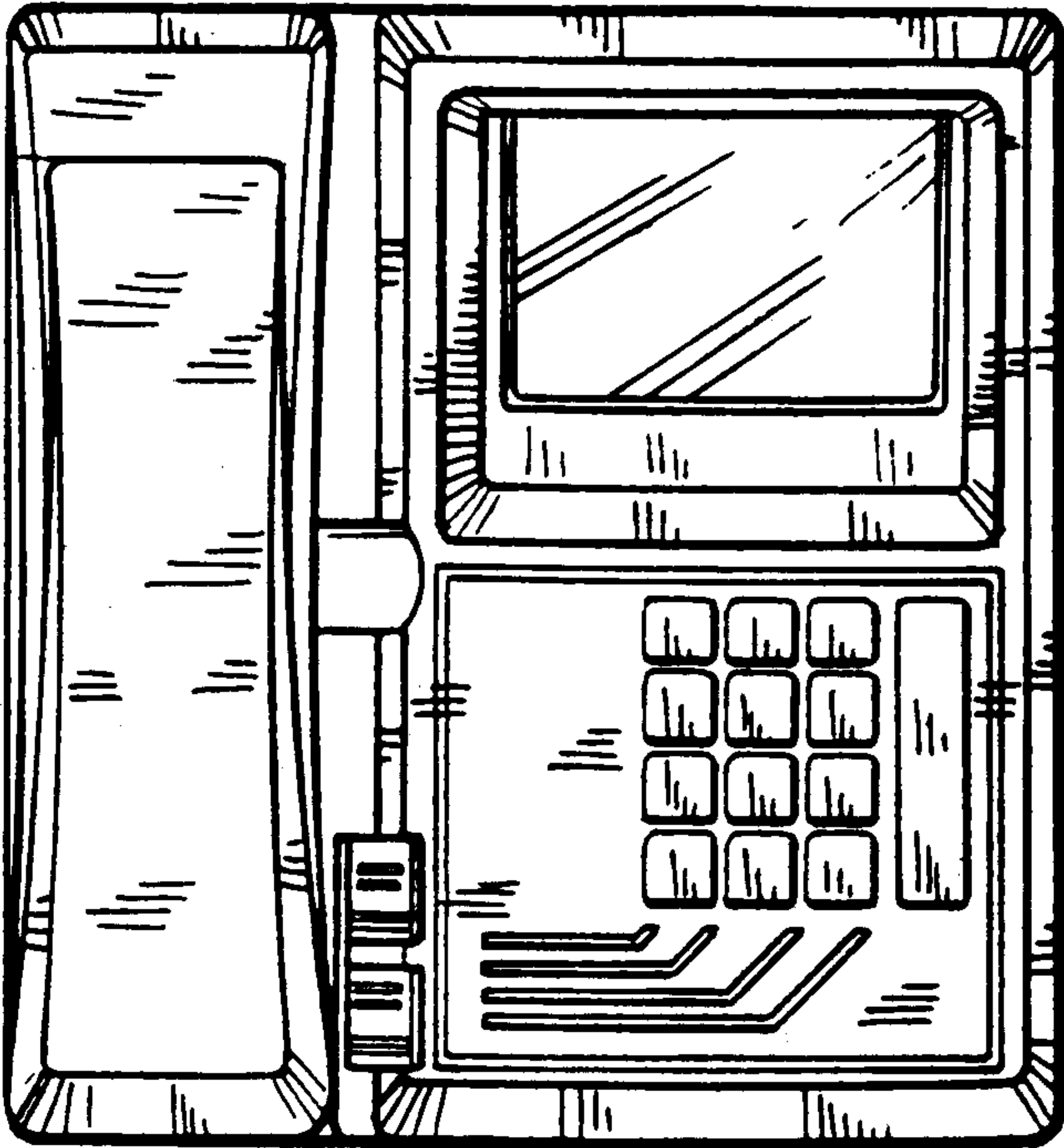


FIG. 6




FIG. 2




FIG. 7

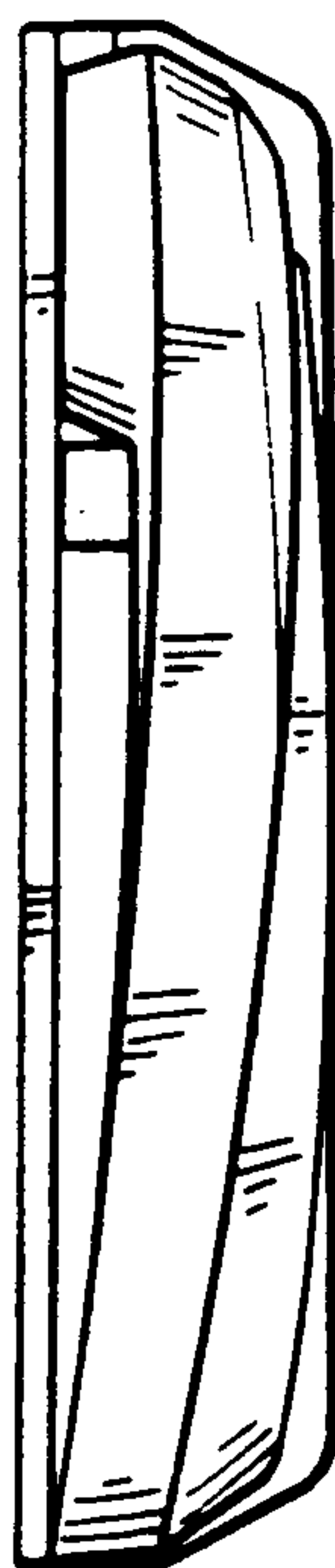


FIG. 3

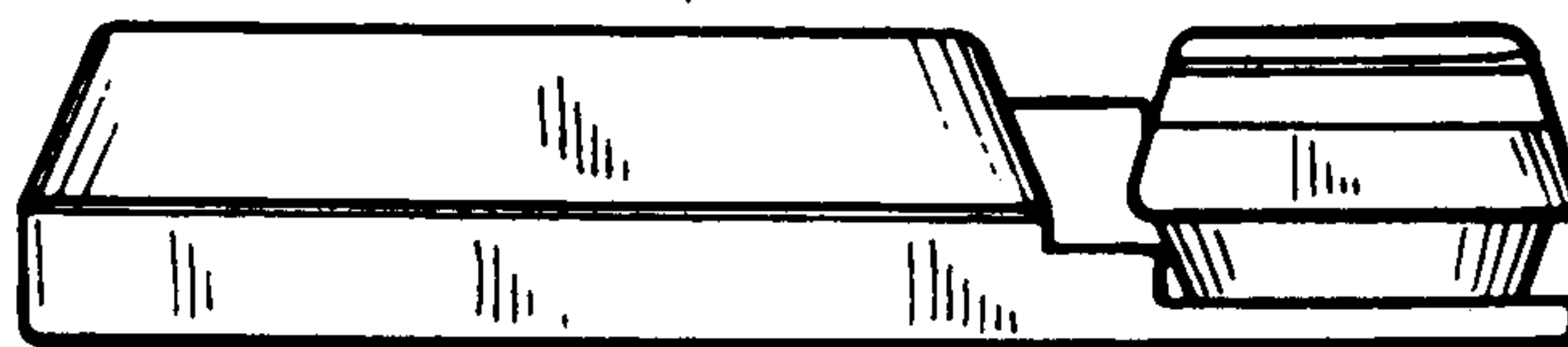


FIG. 4

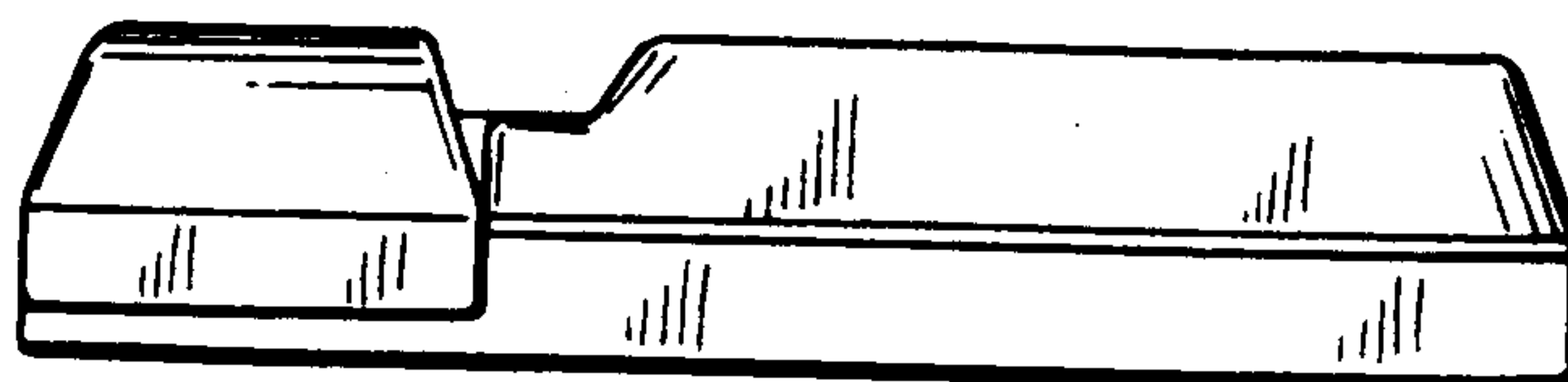


FIG. 5