

[54] **MOISTURE METER**

[75] **Inventor: Fali M. Dadachanji, Marlow, United Kingdom**

[73] **Assignee: Protimeter plc, Marlow, England**

[**] **Term: 14 Years**

[21] **Appl. No.: 344,232**

[22] **Filed: Apr. 27, 1989**

[30] **Foreign Application Priority Data**

Nov. 16, 1988 [GB] United Kingdom 1055019
 [52] **U.S. Cl. D10/56**
 [58] **Field of Search D10/52, 56; 73/171, 73/335, 336, 336.5, 337, 337.5, 338, 338.6; 116/69; 374/16, 22, 28**

[56] **References Cited**

U.S. PATENT DOCUMENTS

D. 246,031 10/1977 Kroon et al. D10/56
 D. 255,335 6/1980 Joslin et al. D10/56
 3,855,863 12/1974 Kuehn et al. D10/56 X
 4,496,931 6/1985 Watanabe et al. 73/335 X
 4,497,701 2/1985 Murata et al. 73/335 X
 4,520,341 5/1985 Miyoshi et al. 73/335 X

FOREIGN PATENT DOCUMENTS

26249 3/1981 Japan 73/336.5

OTHER PUBLICATIONS

Data Precision, Temperature Meter Model 940, 2/1980, page cover.
 Cole-Palmer, Thermohygrometer and RH/Temperature Meter, ©1987, p. 323.
 Transcat, Test & Measurement Instruments, ©1987, pp. 356, 357, 354, 355.

Primary Examiner—Nelson C. Holtje
Assistant Examiner—Antoine D. Davis
Attorney, Agent, or Firm—Kelly Bauersfeld & Lowry

[57] **CLAIM**

The ornamental design of a moisture meter, as shown and described.

DESCRIPTION

FIG. 1 is a front elevational view of a moisture meter showing my new design;
 FIG. 2 is a right side elevational view;
 FIG. 3 is a bottom plan view; and
 FIG. 4 is a top, rear and left side perspective view thereof, with the protective cover shown described from the meter.




Fig. 1.

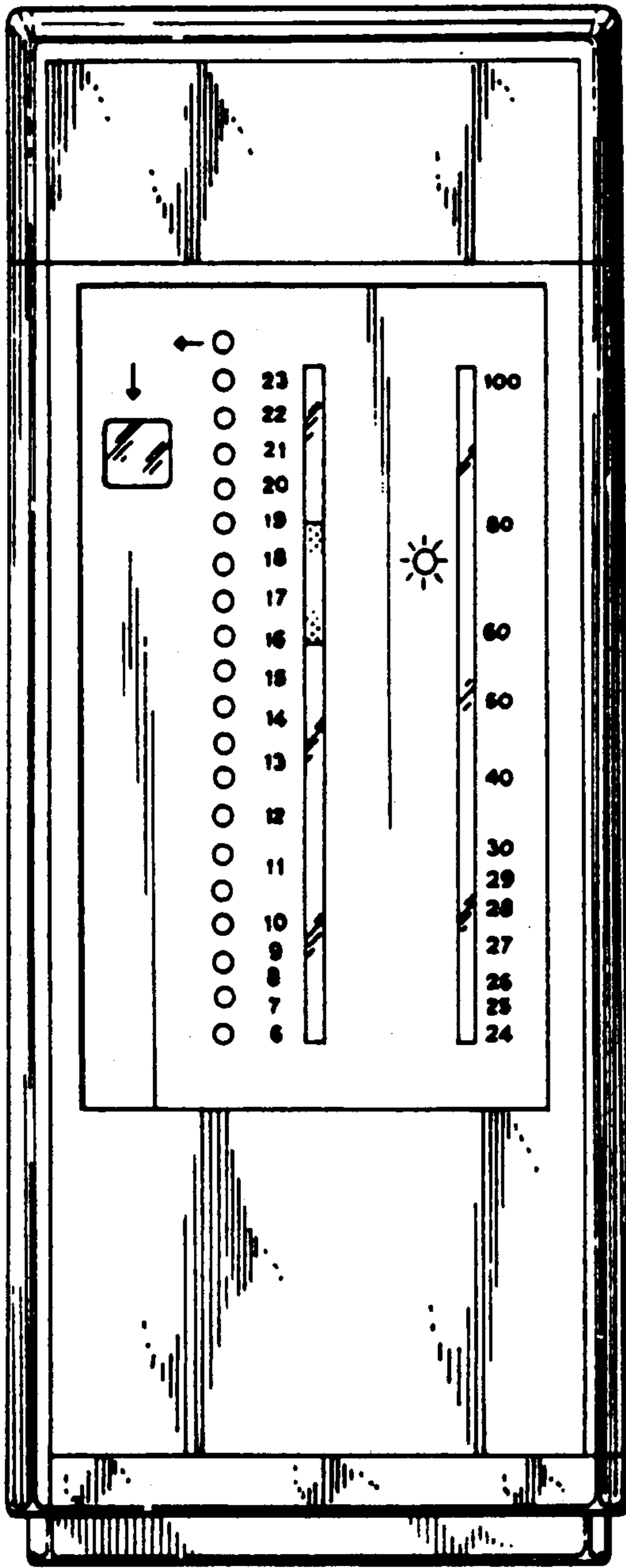


Fig. 2.




Fig. 3.



Fig. 4.

