

United States Patent [19]

Odaka

[11] Patent Number: **Des. 316,819**

[45] Date of Patent: **** May 14, 1991**

[54] **CLOCK**

[75] Inventor: **Seiji Odaka, Tokyo, Japan**

[73] Assignee: **Seikosha Co., Ltd., Japan**

[**] Term: **14 Years**

[21] Appl. No.: **155,832**

[22] Filed: **Feb. 12, 1988**

[30] **Foreign Application Priority Data**

Sep. 3, 1987 [JP] Japan 62-36034

[52] U.S. Cl. **D10/19; D10/25**

[58] Field of Search **D10/1-39,
D10/122-132; 368/276-277, 280-282, 285,
316-317**

[56] **References Cited**

U.S. PATENT DOCUMENTS

D. 11,730 4/1880 Havell D10/19
D. 63,188 10/1923 Kusel D10/19

D. 76,595 10/1928 Balzer D10/19
D. 85,741 12/1931 Dinstman D10/26
D. 97,419 11/1935 VanBloem D10/26 X
D. 124,827 1/1941 Bruce D10/26
D. 161,338 12/1950 Hobby D10/19 X

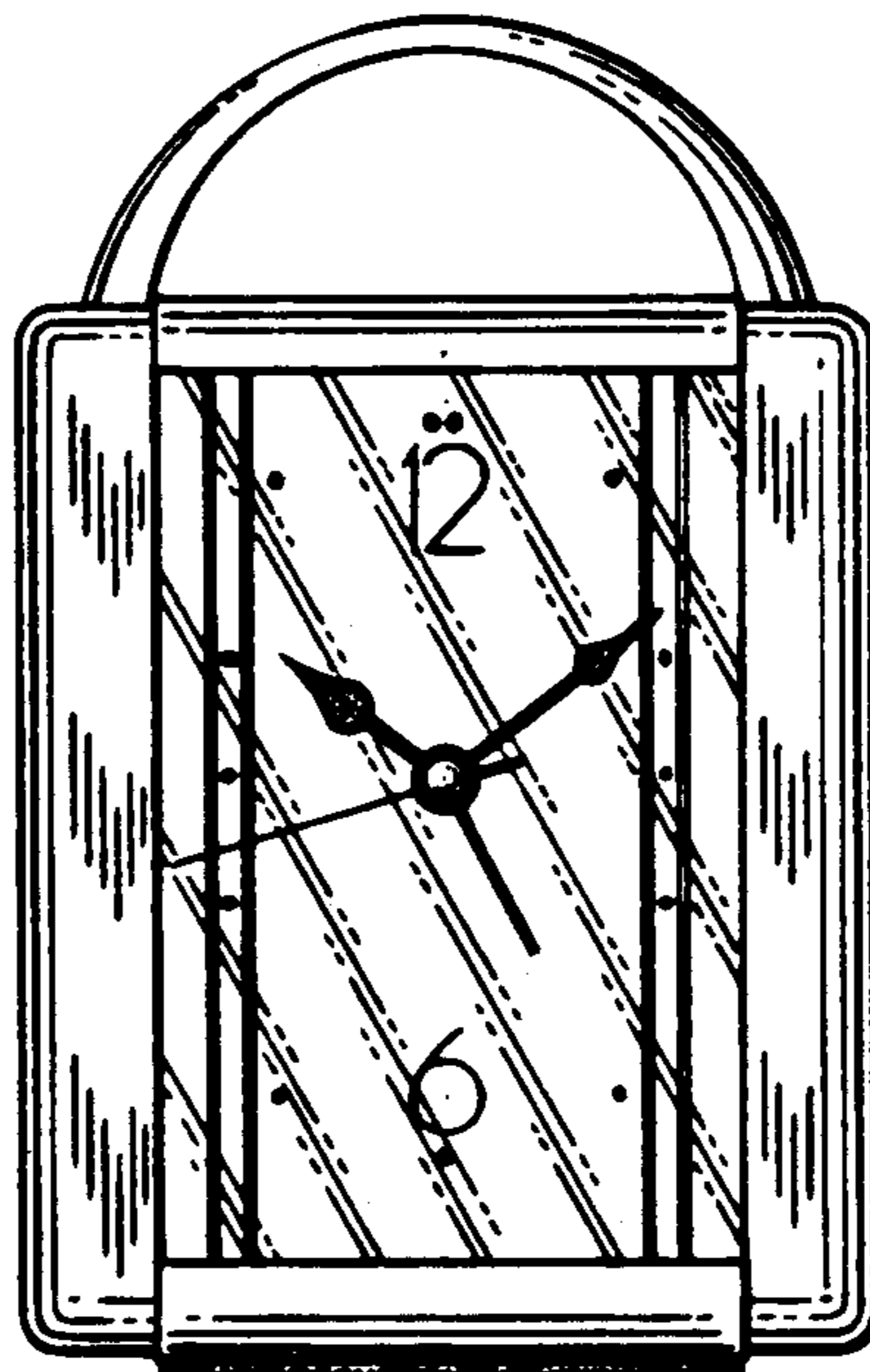
Primary Examiner—Nelson C. Holtje
Attorney, Agent, or Firm—Bruce L. Adams; Van C. Wilks

[57] CLAIM

The ornamental design for a clock, as shown and described.

DESCRIPTION

FIG. 1 is a front elevational view of a clock showing my new design;
FIG. 2 is a rear elevational view thereof;
FIG. 3 is a top plan view thereof;
FIG. 4 is a bottom plan view thereof;
FIG. 5 is a left side elevational view thereof; and
FIG. 6 is a right side elevational view thereof.



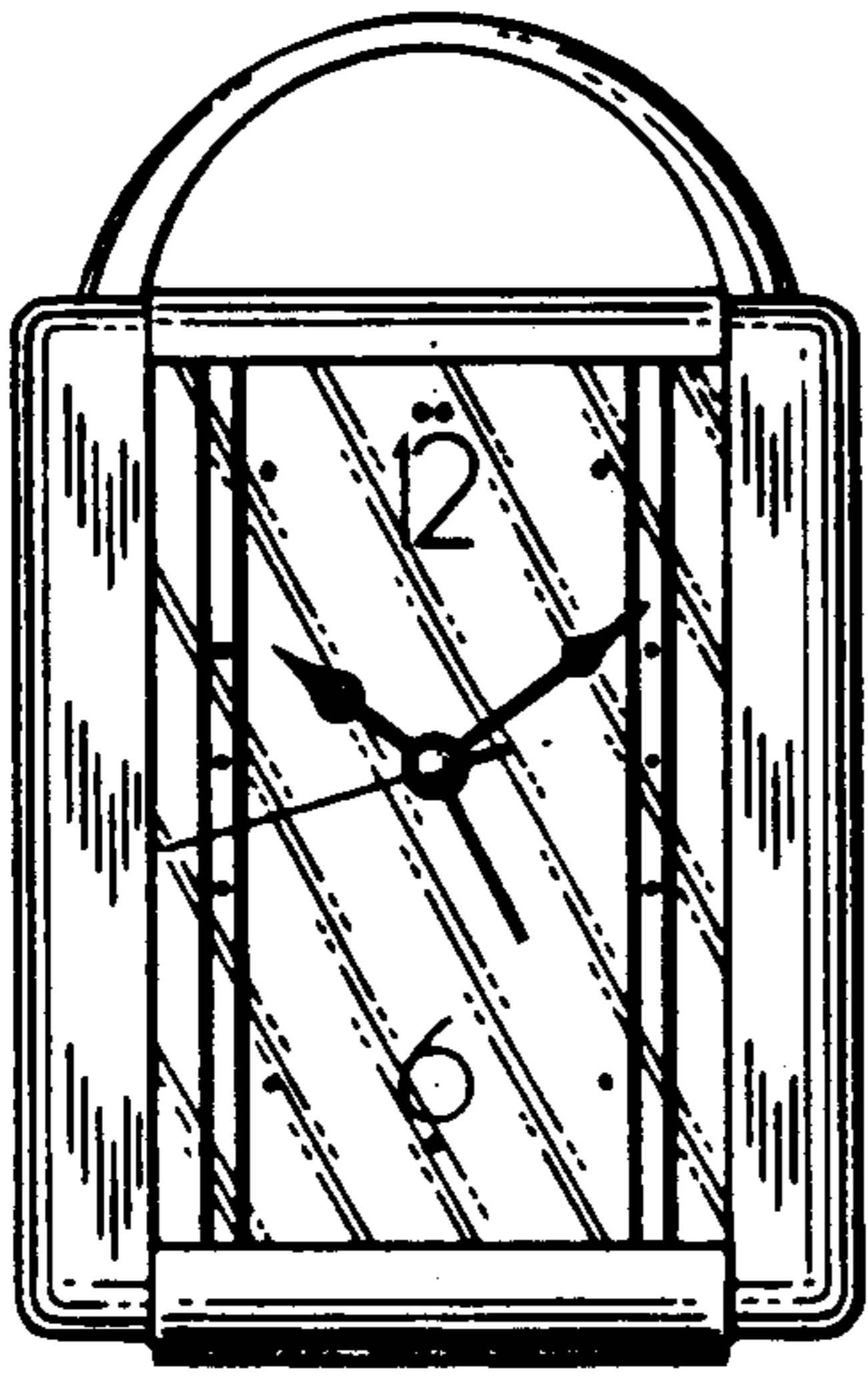


FIG. 1




FIG. 2




FIG. 3




FIG. 4

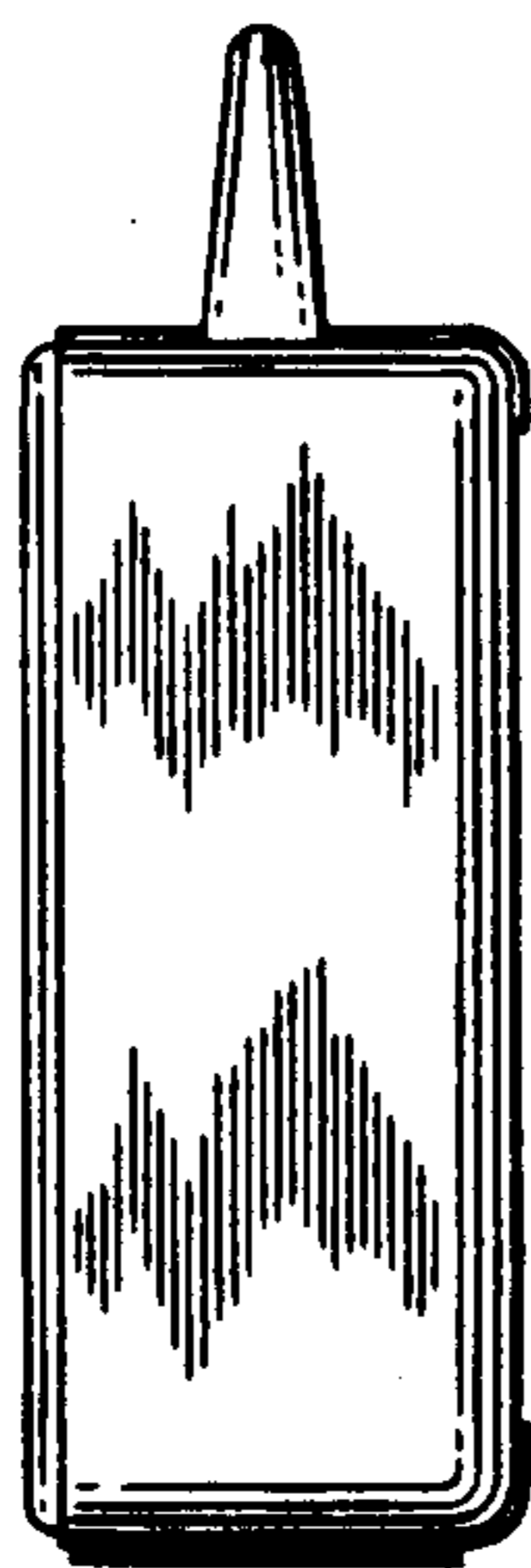


FIG. 5

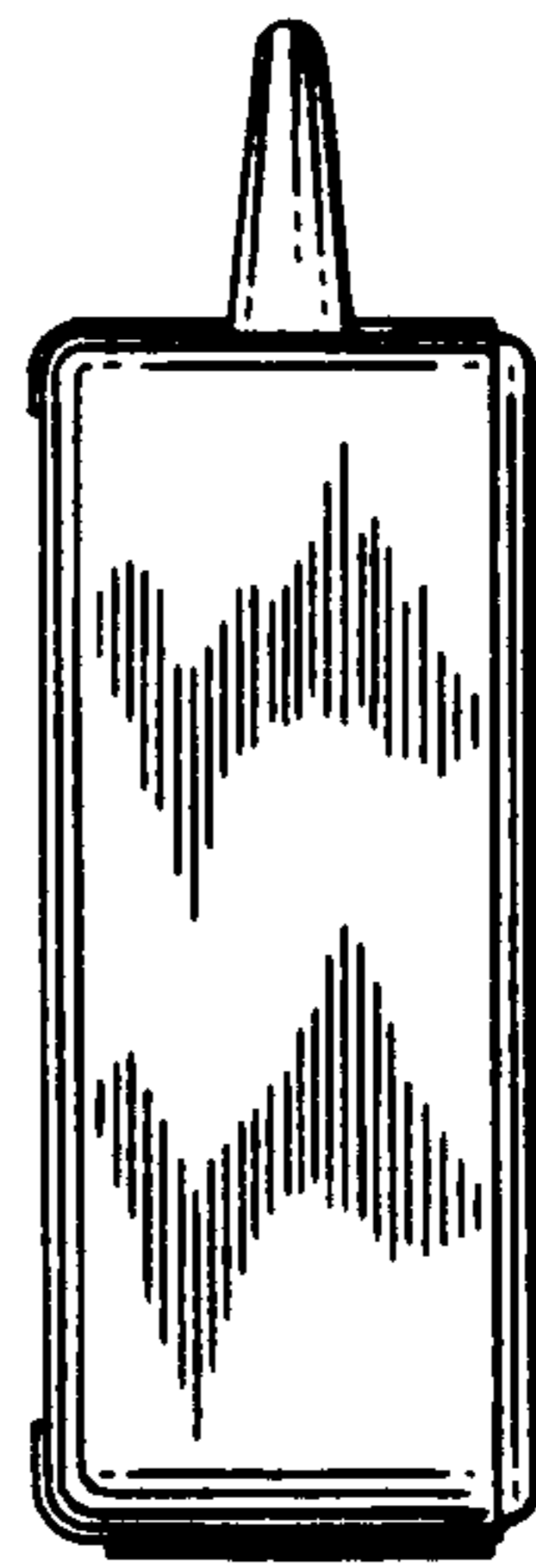


FIG. 6