

[54] **CONTAINER FOR CONFECTIONERY PRODUCTS**

[75] **Inventor: Pietro Ferrero, Rhode St. Genese, Belgium**

[73] **Assignee: Ferrero Ardennes S.A., Arlon, Belgium**

[**] **Term: 14 Years**

[21] **Appl. No.: 249,073**

[22] **Filed: Sep. 23, 1988**

[30] **Foreign Application Priority Data**

Mar. 24, 1988 [IT] Italy 53009/88[U]

[52] **U.S. Cl. D9/318; D21/161**

[58] **Field of Search D9/307, 318, 40; D21/161; D7/573, 539; 206/457, 822; 220/376; 229/8; 446/8-13, 73, 125**

[56] **References Cited**

U.S. PATENT DOCUMENTS

D. 21,231	12/1891	Menke	D99/37
D. 69,505	2/1926	Fields	D9/318
D. 89,164	2/1933	Abel	D9/318
D. 111,793	10/1938	Myers	D9/318
D. 152,431	1/1949	Payne	D9/318
D. 153,775	5/1949	Dubiner	D99/40
D. 193,402	8/1962	Florence	D99/40
D. 199,418	10/1964	Katz	D9/318
D. 217,174	4/1970	Northup	D21/186 X
D. 220,168	3/1971	Gelak et al.	D9/416
D. 235,930	7/1975	Cone, II	D9/318
D. 243,428	2/1977	Thrush	D7/539

D. 248,172	6/1978	Tapdrup	D21/161
D. 261,914	11/1981	Marconi	D21/161
D. 267,896	2/1983	Nuttall et al.	D21/161
D. 287,334	12/1986	Ferrero	D9/318
D. 291,938	9/1987	Kauffman	D99/40
D. 302,868	8/1989	Tsai	D21/161
D. 302,942	8/1989	Ferrero	D9/318
409,902	1/1893	Galbreath	220/4 E
1,569,975	1/1926	Hansen	446/8
2,823,490	2/1958	Greim	229/8
2,850,156	9/1958	Shane	206/575
2,975,547	3/1961	Grere	446/77
3,176,740	4/1965	Yohe, Jr.	D9/318
3,520,078	7/1970	Klamer	446/73
3,587,122	6/1976	Humphrey	220/4 E
4,173,667	11/1979	Rusch	206/575
4,322,004	3/1982	Schwuchow	206/575
4,593,817	6/1986	Ferrero	206/457


Primary Examiner—B. J. Bullock
Assistant Examiner—Dominic Simone
Attorney, Agent, or Firm—Rothwell, Figg, Ernst & Kurz

[57] **CLAIM**

The ornamental design for a container for confectionery products, as shown.

DESCRIPTION

FIG. 1 is a right side elevational view of a container for confectionery products showing my new design; FIG. 2 is a front elevational view thereof; FIG. 3 is a top plan view thereof; FIG. 4 is a left side view thereof; FIG. 5 is a rear elevational view thereof; FIG. 6 is a bottom plan view thereof; and FIG. 7 is a perspective view thereof.



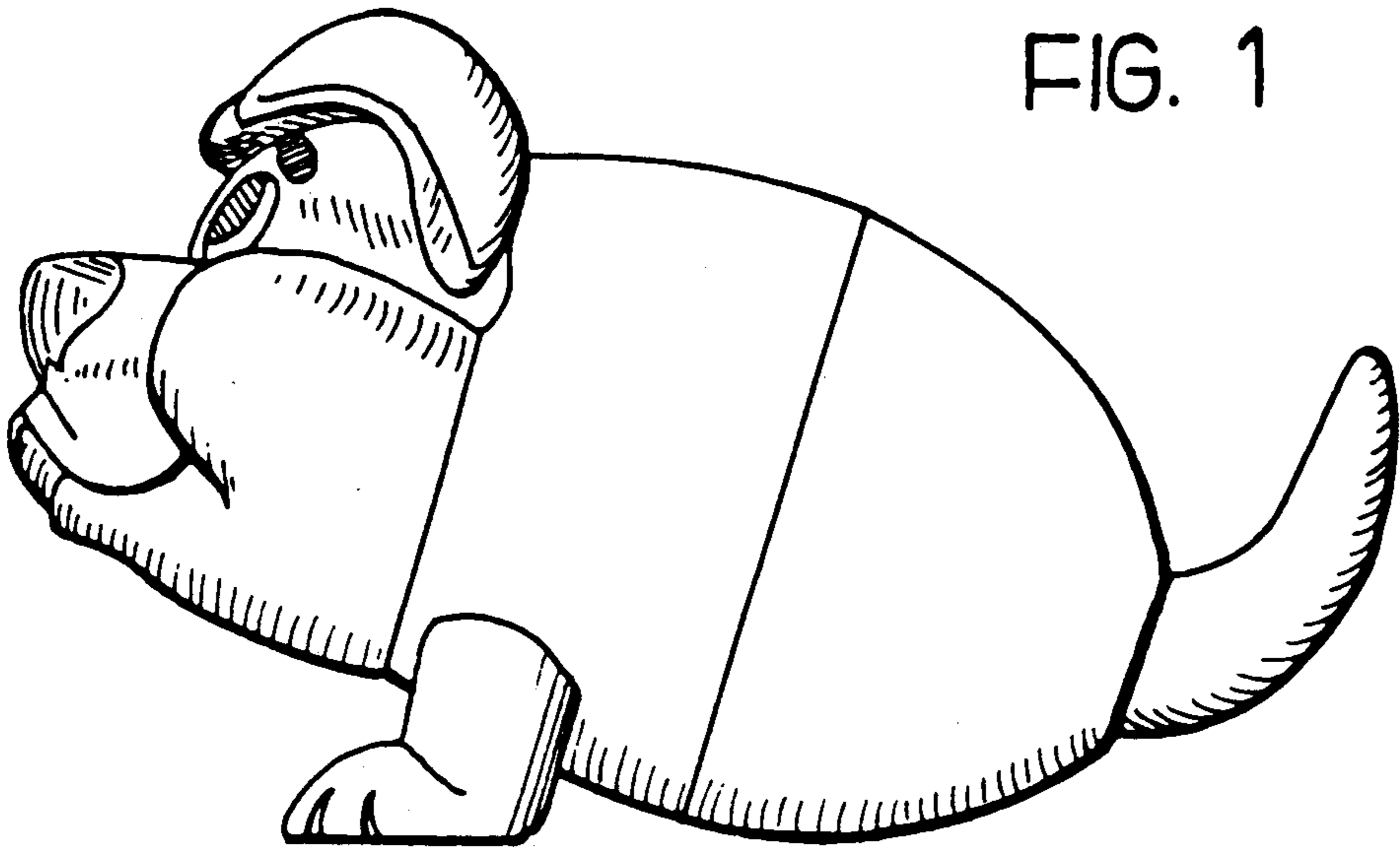


FIG. 1




FIG. 2

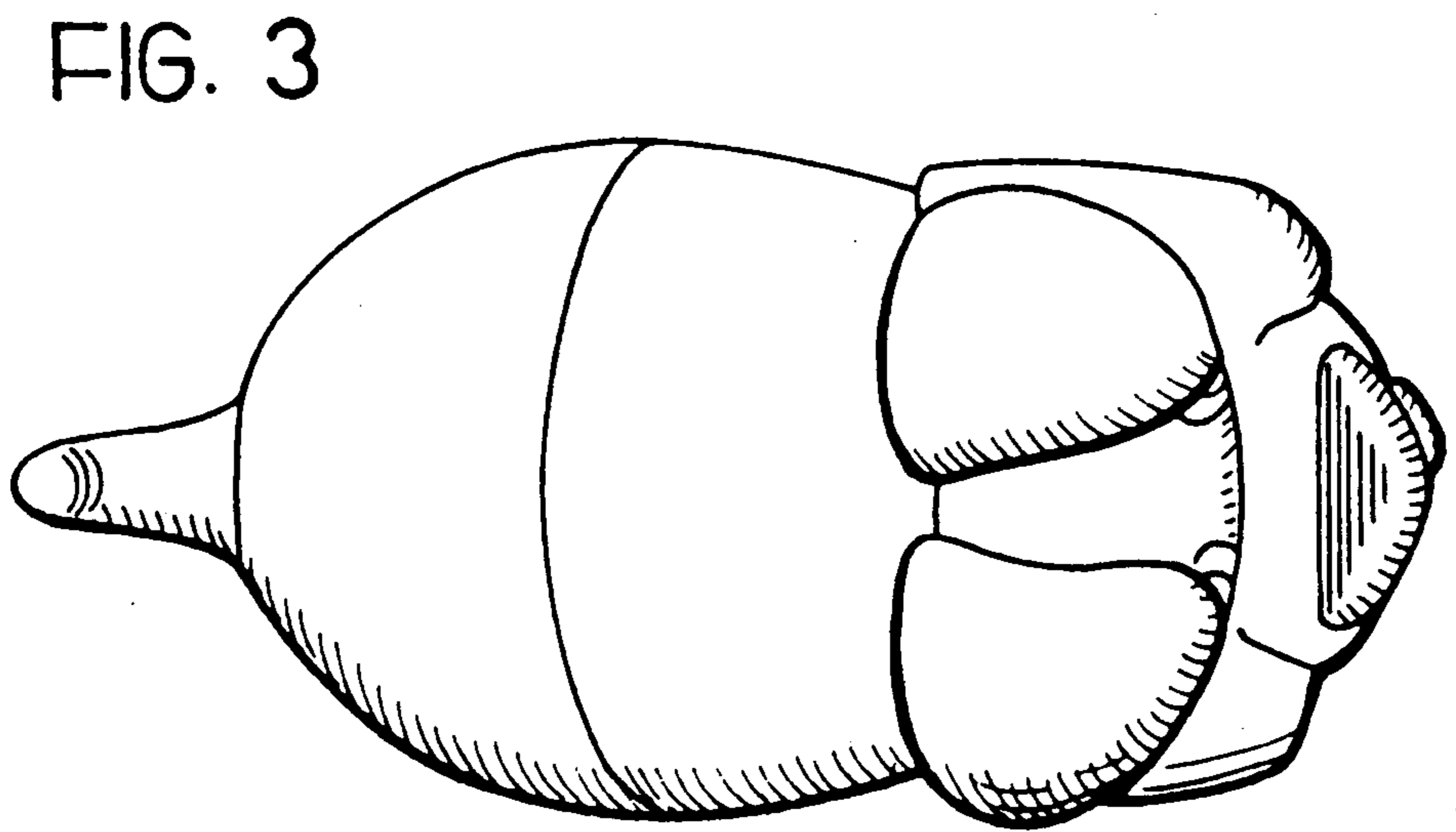


FIG. 3

FIG. 4

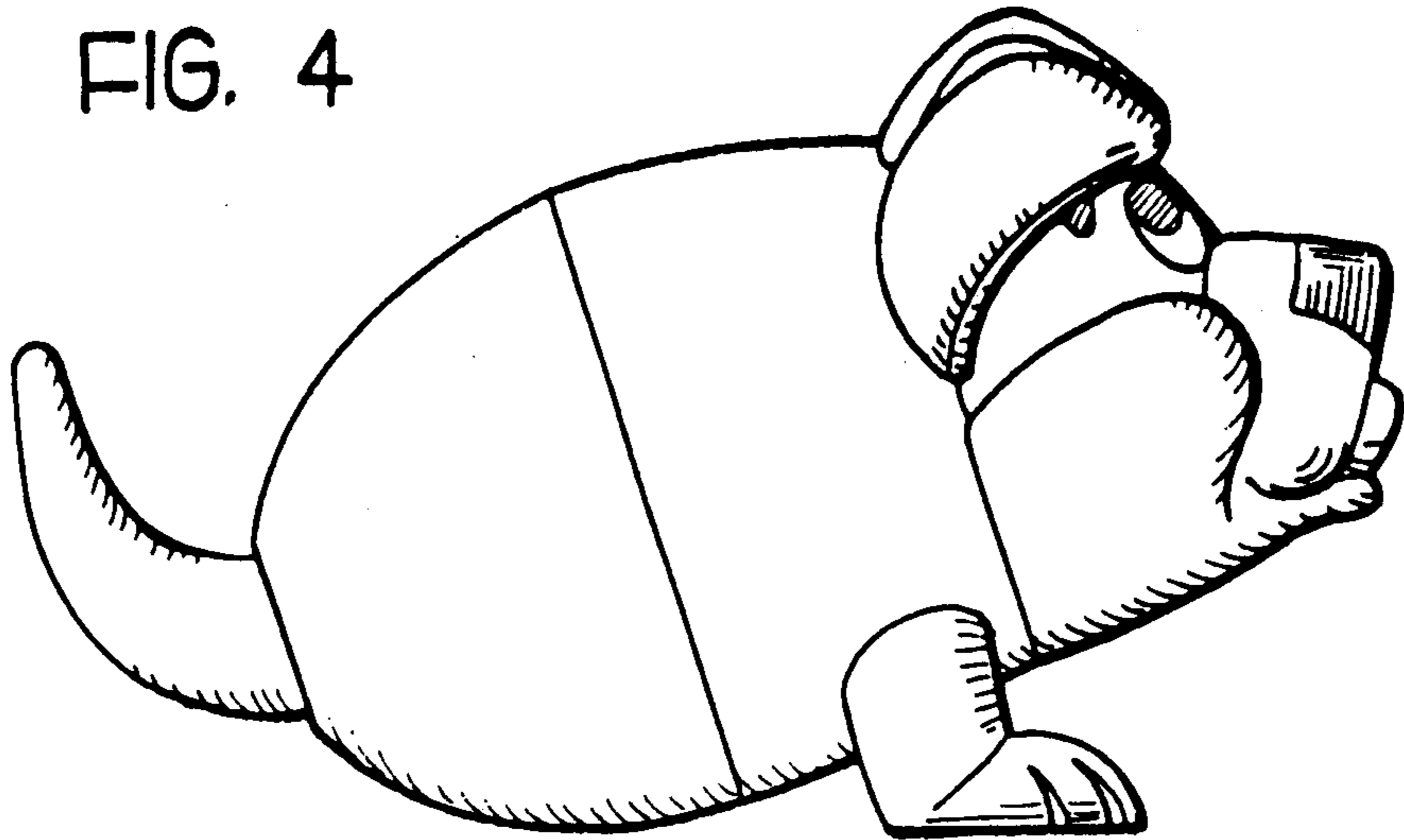


FIG. 5

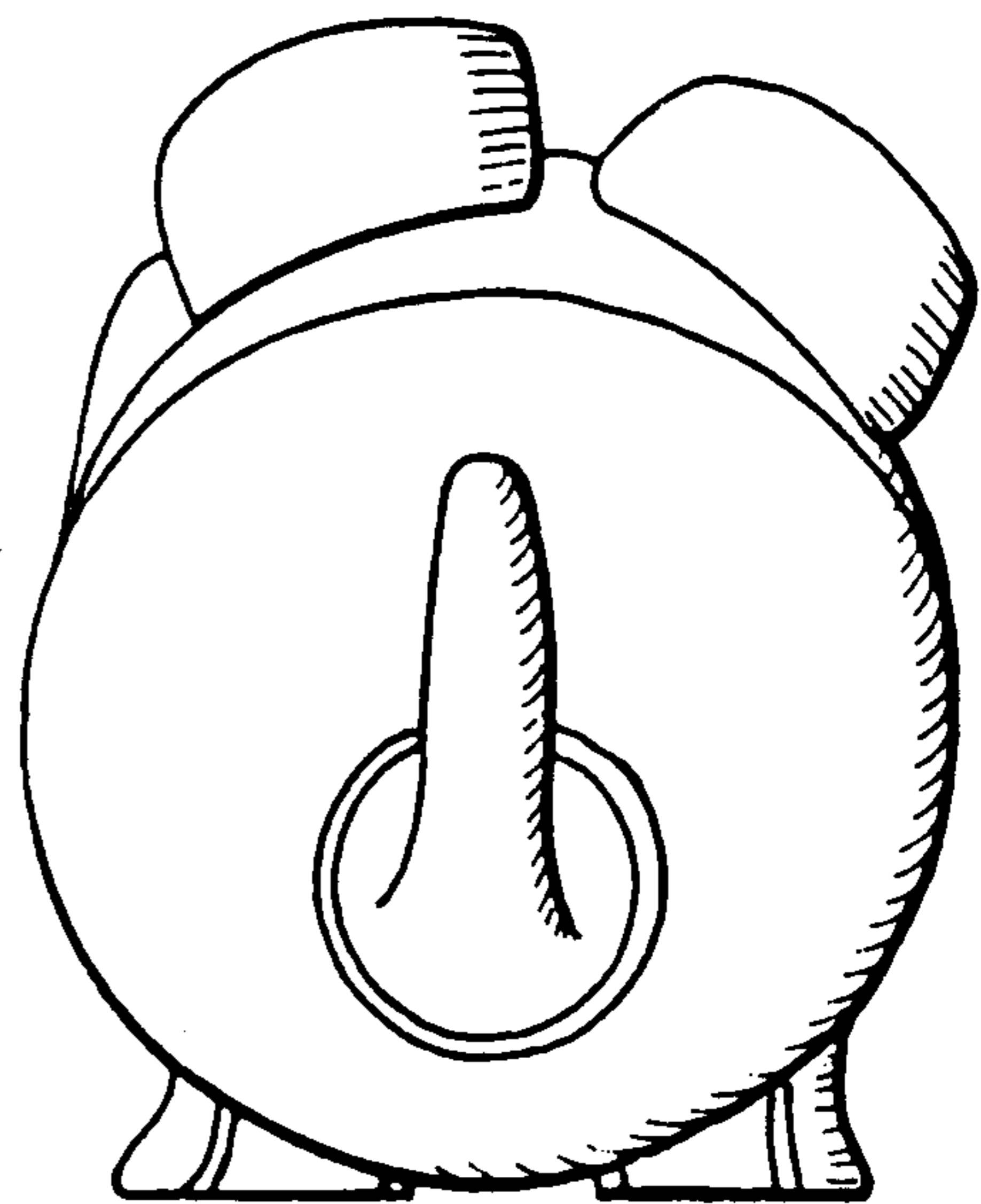


FIG. 6

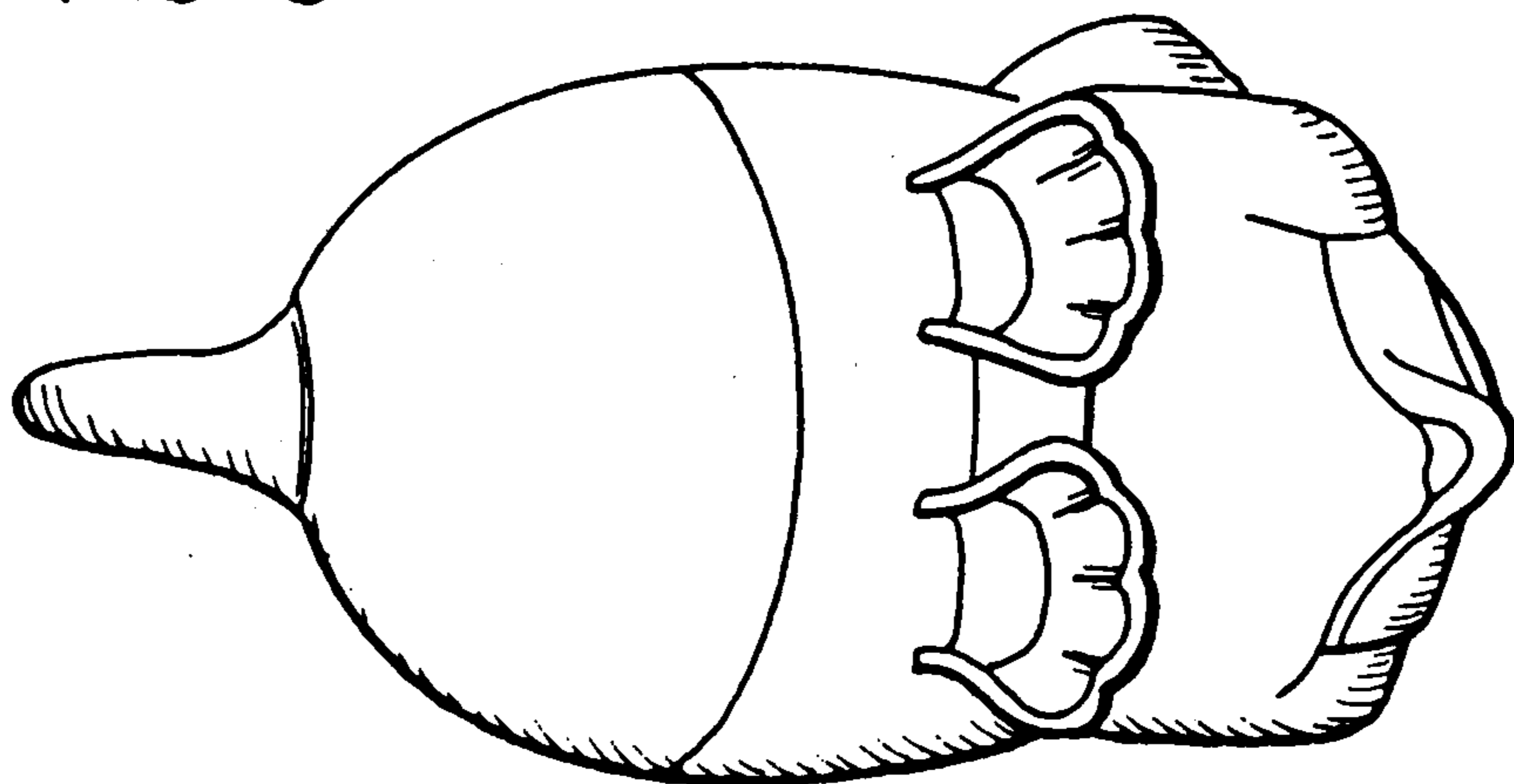


FIG. 7

